



QUADRIVIUM

THE FOUR CLASSICAL LIBERAL ARTS OF
NUMBER, GEOMETRY, MUSIC, & COSMOLOGY

QUADRIVIUM

Collection copyright © 2010 by Wooden Books Ltd

Sacred Number copyright © 2005 by Miranda Lundy

Sacred Geometry copyright © 2001 by Miranda Lundy

Platonic & Archimedean Solids copyright © 2002 by Daud Sutton

Harmonograph copyright © 2003 by Anthony Ashton

The Elements of Music copyright © 2008 by Jason Martineau

A Little Book of Coincidence copyright © 2001 by John Martineau

Appendix pages from *Ruler and Compass* © 2009 by Daud Sutton

All rights reserved. No part of this book may be used or reproduced in any manner whatsoever without written permission from the publisher except in the case of brief quotations embodied in critical articles or reviews. For information please address Wooden Books Ltd, Red Brick Building, Glastonbury BA6 9FT.

Simultaneously published in 2010
in the UK by Wooden Books Ltd, Glastonbury
and in the US by Bloomsbury USA, New York.
This eBook version published in 2020.

A CIP catalogue record for this book is available from the British Library.

ebook ISBN: 978-1-912706-24-1

Visit Wooden Books' excellent web site at www.woodenbooks.com

Designed and typeset by Wooden Books Ltd, Glastonbury, UK
eBook conversion by The eBook Partnership.

WOODEN
BOOKS

QUADRIVIUM

THE FOUR CLASSICAL LIBERAL ARTS OF
NUMBER, GEOMETRY, MUSIC, & COSMOLOGY



B L O O M S B U R Y
NEW YORK • LONDON • OXFORD • NEW DELHI • SYDNEY

WILLEN
BROKE



*“The Tao gives birth to the One,
the One gives birth to the Two,
the Two gives birth to the Three,
the Three gives birth to the Ten Thousand Things.”*

Lao Tzu [605–531BC]

CONTENTS

Editor's Preface 1

Foreword 3

Keith Critchlow

Book I Sacred Number 7

Miranda Lundy

Book II Sacred Geometry 59

Miranda Lundy

Book III Platonic & Archimedean Solids 127

Daud Sutton

Book IV Harmonograph 181

Anthony Ashton

Book V The Elements of Music 237

Jason Martineau

Book VI A Little Book of Coincidence 291

John Martineau

Appendices & Index 355



The four subjects concerned with number which comprise the Quadrivium: Arithmetic (top left), Geometry (top right), Music (bottom left), and Astronomy (bottom right). From the *Margarita Philosophica*, Strasburg, Germany, 1503, by Gregor Reisch [1467–1525]. Courtesy of the Warburg Institute, London.

EDITOR'S PREFACE

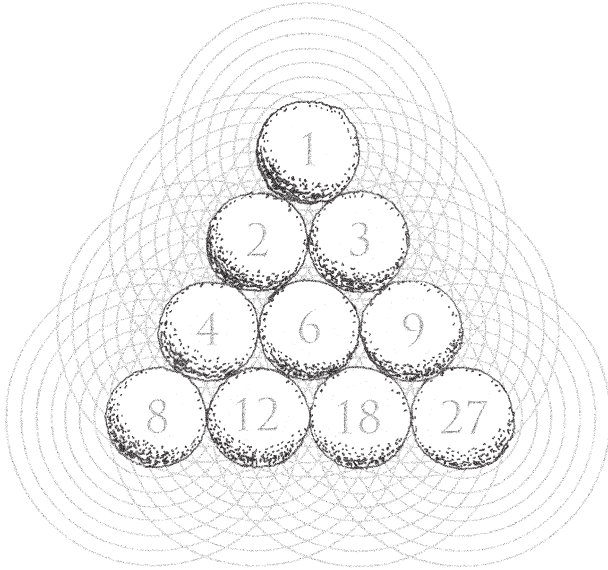
THE VOLUME YOU ARE HOLDING is a treasure chest of old, once secret, and always useful things. It is immortal—it will never go out of date. And it is universal—a magical passport between cultures, sacred and scientific, provincial and foreign, ancient and modern.

Six books from the Wooden Books series have been combined to produce *Quadrivium*, plus 32 new pages for good measure. Geometry and music are each covered as two books, hence the six. We have tried to minimize repetition due to overlap in the original books but a few instances remain here and there. Also, since this is a transatlantic edition, we have opted for a mixture of English and American spelling and punctuation. If this upsets some readers, we apologize.

A volume of this scope involves bringing together many people. Thanks to Sally Pucill, Richard Henry, Adam Tetlow, John Michell, John Neal, Dr Paul Marchant, Robin Heath, David Wade, Dr Khaled Azzam, Malcolm Stewart, Polly Napper, Geoff Stray, Dr Moff Betts, Prof Scott Olsen, Richard Heath, Matt Tweed, Mark Mills, Prof Robert Temple, Stephen Parsons, Nathan Williams and Tracey Robinson for their help and contributions.

Thanks to the additional Wooden Books series editors, George Gibson of Walker & Bloomsbury in New York, and Daud Sutton in Cairo. Thanks finally to Prof Keith Critchlow for the foreword, and to the authors themselves, Miranda Lundy, Daud Sutton, my grandfather Anthony Ashton, and Dr Jason Martineau in Berkeley.

John Martineau



The TETRATKYS of the Pythagoreans augmented by the LAMBDA of the Timaeus. Plato kept three numbers back, only revealing seven: 1, 2, 3, 4, 8, 9, and 27, as related to the planets. Pebbles or khalix were the Greek norm for mathematics.

FOREWORD

ELEMENTS OF THE QUADRIVIVIUM were taught by Pythagoras as the Tetraktys around 500 BC, in a community where all were equal, materially and morally, including women and men. A thousand years later, Boethius and the early European schools which followed began to hone education down to seven essential subjects—the seven liberal arts.

The word ‘education’ comes from the Latin *educere* meaning ‘to lead out’, pointing to the central doctrine that Socrates, under Plato’s pen, elucidated so clearly—Knowledge is an inherent and intrinsic part of our soul structure. The *Trivium* of language is structured on the cardinal and objective values of Truth, Beauty and Goodness. Its three subjects are *Grammar*, that ensures the good structure of language, *Logic* for finding truth, and *Rhetoric* for the beautiful use of language in expressing truth. The *Quadrivium* arises out of the most revered of all subjects available to the human mind—Number. The first of these disciplines we call *Arithmetic*, the second is *Geometry* or the order of space as Number in Space, the third is *Harmony* which for Plato meant Number in Time, and the fourth is *Astronomy*, or Number in Space and Time. All these studies offer a safe and reliable ladder to reach the simultaneous values of the True, the Good, and the Beautiful. This in turn leads to the essential harmonious value of Wholeness.

Our soul, which is proven to be immortal by Socrates in the *Phaedo*, comes from a position of complete knowledge prior to being born into the body. Re-membling—the point of education—literally means putting the separate members back into a wholeness.

The goal of studying these subjects was to climb back (up) to Unity through simplification based on the understanding gained by engaging in each area of the Quadrivium. The goal lay in finding their *source* (traditionally this was the sole purpose of the search for knowledge).

In his discussions on the ideals of education, Socrates reveals his model of the continuity of consciousness. This was as a 'line' drawn vertically reaching from the beginnings of conscious knowledge in Estimations right up to the climax of consciousness as *Noesis*, which is Unified Understanding. Beyond this is the indescribable and ineffable. There are, significantly, four stages (another Quadrivium or *Tetraktys*) given by Socrates' division of the 'Ontological line'. The first and fundamental division is between the Intelligible and Sensory world, between Mind and Matter. Next, each of these is divided, Estimations from Opinions. In the sensory world even correct opinions are still based on sensory experience, while above the first divided line, in the Intelligible world of the Mind we find ourselves in the 'truth-bearing' realm of the Quadrivium, true and objective knowledge. The final topmost division of the intelligible is *Nous* or Pure Knowledge itself where the knower, the known, and the knowing become One. This is the goal and source of all knowledge. Thus, time and wisdom tested, the Quadrivium offers the sincere seeker the opportunity to regain their own inner understanding of the integral nature of the universe, with themselves as an inseparable part.

Turning now to the 'four ways' in more detail, *Arithmetic* has three levels: the materially Numbered; Mathematicians' Number (indefinite); and Ideal or Archetypal Number (complete at 10).

Geometry unfolds in four stages: the non-dimensional point; which moves to become a line; which in turn moves to become a plane; finally achieving solidity as the tetrahedron. *Harmony* (the nature of the Soul) displays four musical ‘scales’, the pentatonic, diatonic, chromatic, and shruti. Finally we come to the *Cosmos*, a word originated by Pythagoras, meaning ‘order’ and ‘adornment’. The Pythagoreans viewed the visible heavens as an ‘adornment’ of pure principles, the number of visible planets relating to the principles of proportional harmony. The study of the perfection of the heavens was a way of perfecting the movements of one’s own soul.

Students of the Quadrivium have included: Cassiodorus, Philolaus, Timaeus, Archytus, Plato, Aristotle, Eudemus, Euclid, Cicero, Philo the Jew, Nichomachus, St. Clement of Alexandria, St. Origen, Plotinus, Iamblichus, Macrobius, Boethius, Capella, Dionysius the Areopagite, Bede, Alcuin, Al-Khwarizmi, Al-Kindi, Eriugena, Gerbert d’Aurillac, the Brethren of Purity, Fulbert, Ibn Sina (Avicenna), Hugo of St. Victor, Bernardus Silvestris, Bernard of Clairvaux, Hildegard of Bingen, Alanus ab Insulis, Joachim of Fiore, Ibn Arabi, Grosseteste (the great English scientist), Roger Bacon, Thomas Aquinas, Dante, and Kepler.

We finish with two quotes. The first is from the Pythagoreans (via the *Golden Verses*): “AND THOU SHALT KNOW THAT LAW ... ESTABLISHED THE INNER NATURE OF ALL THINGS ALIKE”; The second is from Iamblichus: “NOT FOR YOUR SAKE WAS THE WORLD (COSMOS) GENERATED—BUT YOU WERE BORN FOR ITS SAKE.”

Keith Critchlow


BOOK I



Gregor Reisch's sixteenth-century engraving showing Pythagoras (right) using a medieval counting board to form the numbers 1, 241, and 82, while Boethius (left) is shown calculating using the Indian numerals we are familiar with today (despite the fact that he probably never came across them). In the center is Arithmetic, with the two geometric progressions 1, 2, 4, 8, and 1, 3, 9, 27 appearing on her dress.

SACRED NUMBER

The Secret Qualities of Quantities



Miranda Lundy

with additional material by Adam Tetlow & Richard Henry

INTRODUCTION

WHAT IS NUMBER? How do we distinguish the one from the many, or the two from the three? A crow, disturbed by four men with guns going to hide under its tree, will fly away and carefully count them home again from a distance, one by one, tired and hungry, before returning safely to its nest. But five? Crows lose count at five.

We all know certain things about certain numbers: six circles fit around one, there are seven notes in a scale, we count in tens, three legs make a stool, five petals form a flower. Some of these elementary discoveries are actually the first universal truths we ever come across, so simple we forget about them. Children on distant planets are probably having the same experiences of these elementary quanta.

The science and study of number is one of the oldest on Earth, its origins lost in the mists of time. Early cultures wrote numbers in pottery markings, weaving patterns, notched bones, knots, stone monuments, and the numbers of their gods. Later systems integrated the mysteries under the magical medieval *Quadrivium* of arithmetic, geometry, music, and astronomy—the four liberal arts required for a true understanding of the qualities of number.

All science has its origin in magic, and in the ancient schools no magician was unschooled in the power of number. These days the lore of sacred number has been usurped by a tide of quantitative numbers, not covered in these pages. BOOK I of *Quadrivium* is a beginner's guide to mystic arithmology, a small attempt to unveil some of the many secret and essential qualities of number contained within Unity.

THE MONAD

one unity

UNITY. The One. God. The Great Spirit. Mirror of wonders. The still eternity. Permanence. There are countless names for it.


According to one perspective, one cannot actually speak of the One, because to speak of it is to make an object of it, implying separation from it, so misrepresenting the essence of Oneness from the start, a mysterious conundrum.

The One is the limit of all, first before the beginning and last after the end, *alpha* and *omega*, the mold that shapes all things and the one thing shaped by all molds, the origin from which the universe emerges, the universe itself, and the center to which it returns. It is point, seed, and destination.

One is echoed in all things and treats all equally. Its stability among numbers is unique, one remaining one when multiplied or divided by itself, and one of anything is uniquely that one thing.

All things are immersed in the shoreless ocean of Unity. The quality of oneness permeates everything, and while there is nothing without it, there is also no thing within it, as even a communication or idea requires parts in relationship. Like light from the Sun or gentle rain, the One is traditionally perceived as unconditional in its love, yet its majesty and mystery remain veiled, and beyond apprehension, for the One can only be understood by itself. As such, One is always alone, all one, and no thing can exist to describe it.

One is simultaneously circle, center, and the purest tone.



DUALITY

opposites


There are two sides to every coin, and the other side is where the Dyad lives. Two is the otherworldly shadow, opposite, polarized, and objectified. It is there, other, that not this, and essential as a basis for comparison, the method by which our minds know things. There are countless names for the divine pair.

To the Pythagoreans, two was the first sexed number, even and female. To develop their appreciation of twoness, they contemplated pairs of pure opposites, such as limited-unlimited, odd-even, one-many, right-left, male-female, resting-moving, and straight-curved. We might also think of the in-and-out of our breathing, positive and negative charges in electromagnetism, and real and imaginary numbers.

The dyad appears in music as the ratio two to one, as we experience a similar tone an octave higher or lower, at twice or half the pitch. In geometry it is a line, two points, or two circles.

Linguistically when speaking of both parts of something working as one we use the bi- prefix, as in bicycle or binary, but when the divisive quality of two is invoked, words begin with the prefix di-, thus discord or diversion. The distinction between self and not-self is one of the first and last we generally make.

Modern philosophers, when they consider twoness, can get little further than the ancients. All experience a left and a right, front and back, and up and down through two eyes and two ears. Men and women alike live under a Sun and a Moon, only occasionally remembering how miraculously balanced they seem, the same size in the sky, one shining by day, the other by night.



THREE

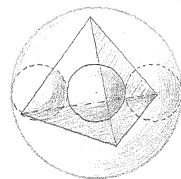
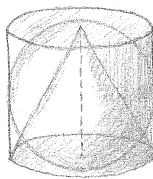
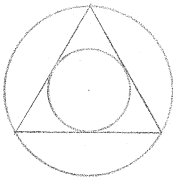
is a crowd


Male in some cultures, female in others, three, like a tree, bridges heaven and earth. The Triad relates opposites as their comixture, solution, or mediator. The synthesis or return to unity after the division of two, it is also traditionally the first odd number.

The third leg of a stool gives it balance, the third strand of a braid makes a plait (knots can only be tied in three-dimensional space). Stories, fairy tales, and spiritual traditions abound with portentous threes, juggling past, present, and future with the knower, knowing, and the known. As birth, life, and death, the triad appears throughout nature, in principle and form. The triangle, trinity's most simple and structural device, is the first stable polygon, and defines the first surface.

In music the ratios 3:2 and 3:1 define the intervals of the fifth and its octave, the most beautiful harmonies other than the octave itself, and the key to all ancient tunings. Three is the first triangular number.

The *vesica piscis* formed by two overlapping circles (*opposite top left*) immediately invokes triangles. An equilateral triangle in a circle defines the octave as its circumcircle is twice the diameter of its incircle (*below left*), and the area of the ring here is three times that of the incircle. Below center we see Archimedes' [287–212 BC] favourite discovery—the volumes of the cone, sphere, and drum are in the ratios one to two to three.





QUATERNITY

two pairs

Beyond three we enter the realm of manifestation. Four is the first born thing, the first product of procreation, two twos. The Tetrad is thus the first square number (other than one), and a symbol of the Earth and the natural world.

Four is the basis of three-dimensional space. The simple solid known as the tetrahedron, or ‘four facer’, is made of four triangles, or four points or spheres and is as fundamental to the structure of three-dimensional space as the triangle is to the plane.

Four is often associated with the material modes of manifestation, Fire, Air, Earth, and Water, and a square around a circle defines a heavenly ring whose area is equal to the enclosed circle (*opposite top right*). The solstices and equinoxes quarter the year, horses walk on four legs, and other earthly fours abound.

Four as static square is echoed by the dynamic cross. The interplay of cross and square is encoded within the traditional rite of orientation for a new building, where the sunrise and sunset shadows from a central pillar give the symbolic east-west axis. The principle of quadrature is universal, appearing in ancient Chinese texts and the writings of Vitruvius. It survives today in the term *quarters*, referring to the districts of a city.

All everyday matter is appropriately made of just four particles: protons, neutrons, electrons, and neutrinos.

Four appears in music as the third overtone, 4:1, which is two octaves, and also as the ratio 4:3, known as the fourth, which is the complement of the fifth inside the octave.

PHIVE

life itself

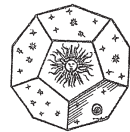
The quality of five is magical. Children instinctively draw fivefold stars, and we all sense its phizzy, energetic quality.

Five marries male and female—as two and three in some cultures, or three and two in others—and so is the universal number of reproduction and biological life. A Fibonacci number, it is also the number of water, every molecule of which is a corner of a pentagon. Water itself is an amazing liquid crystal lattice of flexing icosahedra, these being one of the five Platonic solids (*below, second from right*), five triangles meeting at each point. As such, water shows its quality as being that of flow, dynamism, and life. Dry things are either dead or they are awaiting water.

Fives are found in apples, flowers, hands, and feet. Our nearest planet, Venus, goddess of love and beauty, draws a lovely fivefold pattern about Earth as she whirls around the Sun (*opposite top left*).

Our most universal scale, the pentatonic, is made of five tones (the black keys on a piano), grouped into two and three. Pure harmonic intervals involving the number five, like the major and minor thirds, 5:4 and 6:5, are found in Just Intonation, e.g. in classical Indian tuning.

Five is the diagonal of a three-by-four rectangle. However, unlike threes and fours, fives disdain the plane, waiting for the third dimension to fit together to produce the fifth element.



ALL THINGS SIXY

the hex

The Hexad, like its graceful herald the snowflake, brings perfection, structure, and order. The marriage by multiplication of two and three, even and odd, six is also the number of creation, with a cosmos made in six days a common theme in scripture.

The whole numbers that divide other numbers are known as their *factors*, and most numbers have factors that sum to less than themselves, and so are known as *deficient*. Six, beautifully, is the sum and product of the first three numbers, and its factors are also just one, two, and three, these summing to six and so making it the first *perfect number*.

The radius of a circle can be swung through its circumference in exactly six identical arcs to inscribe a regular hexagon, and six circles perfectly fit around one. After the triangle and square the hexagon is the final regular polygon that can tile perfectly with identical copies of itself to fill the plane.

The three dimensions make for six directions: forward, backward, left, right, up, and down, and these are embodied in the six faces of a cube, the six corners of an octahedron, and the six edges of a tetrahedron. Six occurs widely in crystalline structures such as snowflakes, quartz, and graphite, and hexagons of carbon atoms form the basis of organic chemistry. Just add water.

The well-known 3-4-5 Pythagorean triangle has an area and a semiperimeter of six. Six is also the pentatonic octave in music.

Insects creep and crawl on six legs, and the honey bee arranges its dry, waxy secretions into an instinctive hexagonal honeycomb.



THE HEPTAD

seven sisters

Seven is the Virgin, standing quite alone and having little to do with any of the other simple numbers. In music, a scale of seven tones (the white keys on a piano) emerges as naturally as its sister five-tone scale, and there are also seven related classical modes. Like all numbers, seven embodies the number preceeding it; spatially it functions as the spiritual center of six, as six directions emanate from a point in space, and six working circles surround a seventh restful one in a plane.

The Moon's phases are widely counted in four sevens, with a mysterious moonless night or two completing its true cycle.

Our eyes perceive three primary colours of light—red, green and blue—which combine to produce four more—yellow, cyan, magenta and white. According to the ancient Indians, a vertical rainbow of seven subtle energy centers, or 'chakras', runs up our bodies. Today we understand these as the seven endocrine glands.

The seven planets of antiquity, arranged in order of their apparent speed (*opposite, upper center*), make amazing connections with metals (*opposite, upper left*) and the days of the week (*opposite, upper right*): Moon-☾-silver-Monday, Mercury-☿-quicksilver-Wednesday, Venus-♀-copper-Friday, Sun-☉-gold-Sunday, Mars-♂-iron-Tuesday, Jupiter-♃-tin-Thursday, and Saturn-♄-lead-Saturday (*see too page 305*).

There are seven frieze symmetries, seven groups of crystal structures, and seven coils in the traditional labyrinth (*all shown opposite*).





EIGHT

a pair of squares

Eight is two times two times two, and as such is the first cubic number after one. As the number of vertices of a cube or faces of its dual, the octahedron, eight is complete. At the molecular level this is displayed by atoms, which prefer to have a full octave of eight electrons in their outermost shell. A sulphur atom has six electrons in its outermost shell, so eight atoms get together to share electrons, forming an octagonal sulphur ring. Eight is also the next Fibonacci number after five.

Within architecture the octagon often signifies the transition between Heaven and Earth, as a bridge between the square and the circle. A spherical dome often surmounts a cubic structure by way of a beautiful octagonal vault.

Eight is particularly revered in the religion and mythology of the orient. The ancient Chinese oracle, the *I-Ching*, is based on combinations of eight *trigrams*, each the result of a twofold choice between a broken (yin) or an unbroken (yang) line, made three times. Depicted opposite is the 'Former Heaven Sequence', said to represent the ideal pattern of transformations in the cosmos. Note how each trigram is the complement of its opposite. Echoing these ancient Chinese pairs, the modern world is full of computers which think in units called 'bytes', each made of eight binary 'bits'.

In a seven-tone scale the eighth note is the octave, twice the pitch of the first note, and so signals the movement to a new level. This may be why, in religious symbolism, the eighth step is often associated with spiritual evolution or salvation.

Spiders and crabs have eight legs and octopi have eight tentacles.

THE ENNEAD

three threes

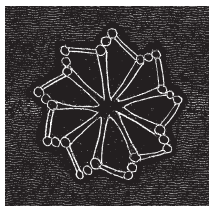
Nine is the triad of triads, the first odd square number, and with it something extraordinary occurs, for the first nine numbers can be arranged in a magic square where every line of three in any direction has the same total (*opposite center*). This ancient number pattern was first spotted four millennia ago on the shell of a divine turtle emerging from the river Lo in China.


Three times three is one more than two times two times two, and the ratio between nine and eight defines the crucial whole tone in music, the 9:8 seed from which the scale emerges, as the difference between the two most simple harmonies in the octave, the fifth 3:2, and the fourth 4:3.

There are nine regular three-dimensional shapes: the five Platonic solids and the four stellar Kepler-Poinsot polyhedra (*see BOOK III*).

Nine appears in our bodies as the cross-section of the tentacle-like cilia, which move things around our surfaces, and the bundles of microtubes in centrioles, essential for cell division (*below*).

Nine is the celestial number of order, and many ancient traditions speak of nine worlds, spheres, or levels of reality. Cats know. They have nine lives, dress to the nines whenever possible, and seem to spend most of their time on cloud nine, wherever that is.





TEN

fingers and thumbs


The fact that humans have eight fingers plus two thumbs must have worked in ten's favour, as cultures as various as the Incas, the Indians, the Berbers, the Hittites, and the Minoans all adopted it as the base for their counting systems. Today we all use base ten. Ten is the child of five and two, and unsurprisingly the word *ten* derives from the Indo-European *dekm*, meaning 'two hands'.

Ten is particularly formed as the sum of the first four numbers, so $1 + 2 + 3 + 4 = 10$, a fact of profound significance to the Pythagoreans who immortalized it in the figure of the Tetraktys (*black dots, opposite center*) and called it Universe, Heaven, and Eternity. As well as being the fourth triangular number, ten is also the third tetrahedral number (*lower, opposite right*), a fact that lends it great importance as a simultaneous building number of both two- and three-dimensional triangular form.

Ten is formed from two pentagons, and ten life-invoking pentagons sit perfectly around a decagon, and DNA, appropriately as the key to the reproduction of life, has ten steps for each turn of its double helix, so appears in cross-section as a tenfold rosette (*opposite top left*).

There are ten *Sephiroth* in the Jewish Kabbalah's Tree of Life (*lower, opposite left*) and tenfold symmetry was often used in Gothic architecture (*opposite top right*).

Plato believed that the decad contained all numbers, and for most of us today it does, as we can express just about any number we care to think about in terms of just ten simple symbols.



ELEVENSES

measure and the Moon

Eleven is a mysterious underworldly number—in German it goes by the appropriate name of *Elf*. Eleven is important as the first number that allows us to begin to comprehend the measure of a circle. This is because, for practical purposes, a circle measuring seven across will measure eleven halfway around (*opposite top left*).

This relationship between eleven and seven was considered so profound by the ancient Egyptians that they used it as the basis for the design of the Great Pyramid. A circle drawn around the elevation of the Great Pyramid has the same perimeter as that of its square base. The intended seven-elevenfold conversion between square and curve is demonstrated by numerous surveys.

The ancients were obsessed with measures, and the number eleven is central in their metrological scheme. Shown opposite is the extraordinary fact that the size of the Moon relates to the size of the Earth as does three to eleven. What this means is that if we draw down the Moon to the Earth, as shown, then a heavenly circle through the Moon will have a circumference equal to the perimeter of a square around the Earth. This is called ‘squaring the circle’. Quite how the old druids worked this out we may never know, but they clearly did, for the Moon and the Earth are best measured in miles, as shown.

Eleven, seven, and three are all Lucas numbers, sisters of the Fibonacci numbers, new numbers forming from the sum of the previous two numbers. The Fibonacci sequence begins 1, 1, 2, 3, 5, 8, whereas the Lucas sequence begins 2, 1, 3, 4, 7, 11.



THE TWELVE

heaven and earth


Twelve is the first *abundant number*, with factors one, two, three, four, and six, summing to more than itself. Twelve points on a circle can join to form four triangles, three squares, or two hexagons (*shown as aspects within the zodiac, opposite center*). As the product of three and four, twelve is also sometimes associated with their sum, seven.


Twelve enjoys the third dimension and is the number of edges of both the cube and the octahedron. The icosahedron has twelve vertices, and its dual, the dodecahedron (literally ‘twelve facer’) has twelve faces of regular pentagons. Twelve spheres fit perfectly around one to define a cuboctahedron. We will meet these polyhedra later.

In a seven-note scale, notes increase as a pattern of five tones and two halftones. In modern tuning the five tones are divided to create a scale of twelve identical halftones, the well-tempered twelve tone scale we all hear every day. Curiously, the next most simple Pythagorean triangle, after the three-four-five, has sides of five, twelve, and thirteen units.

Twelve is often found arranged around a central solar hero; there are twelve months, twelve signs of the zodiac, and many twelve-tribe nations. In ancient China, Egypt, and Greece, cities were often divided into twelve districts, and there are usually twelve full moons in a year.

The material universe is today understood as being made of three generations of four fundamental particles, twelve in all.





COVENS AND SCORES

into higher numbers

Thirteen, the coven, beloved of the ancient Maya, and central to the structure of a deck of cards, is a Fibonacci number expressed in the motions of Venus, for whom thirteen years is eight of our own, and lest you think it unlucky, remember the teacher of twelve disciples is the thirteenth member of the gang, as the thirteenth tone in the chromatic scale completes the octave.

Fourteen, as twice seven, and fifteen, as three fives, each have unique qualities but begin to demonstrate how non-prime higher numbers tend to be perceived in terms of their factors.

Sixteen is $2 \times 2 \times 2 \times 2$, the square of four (itself a square).

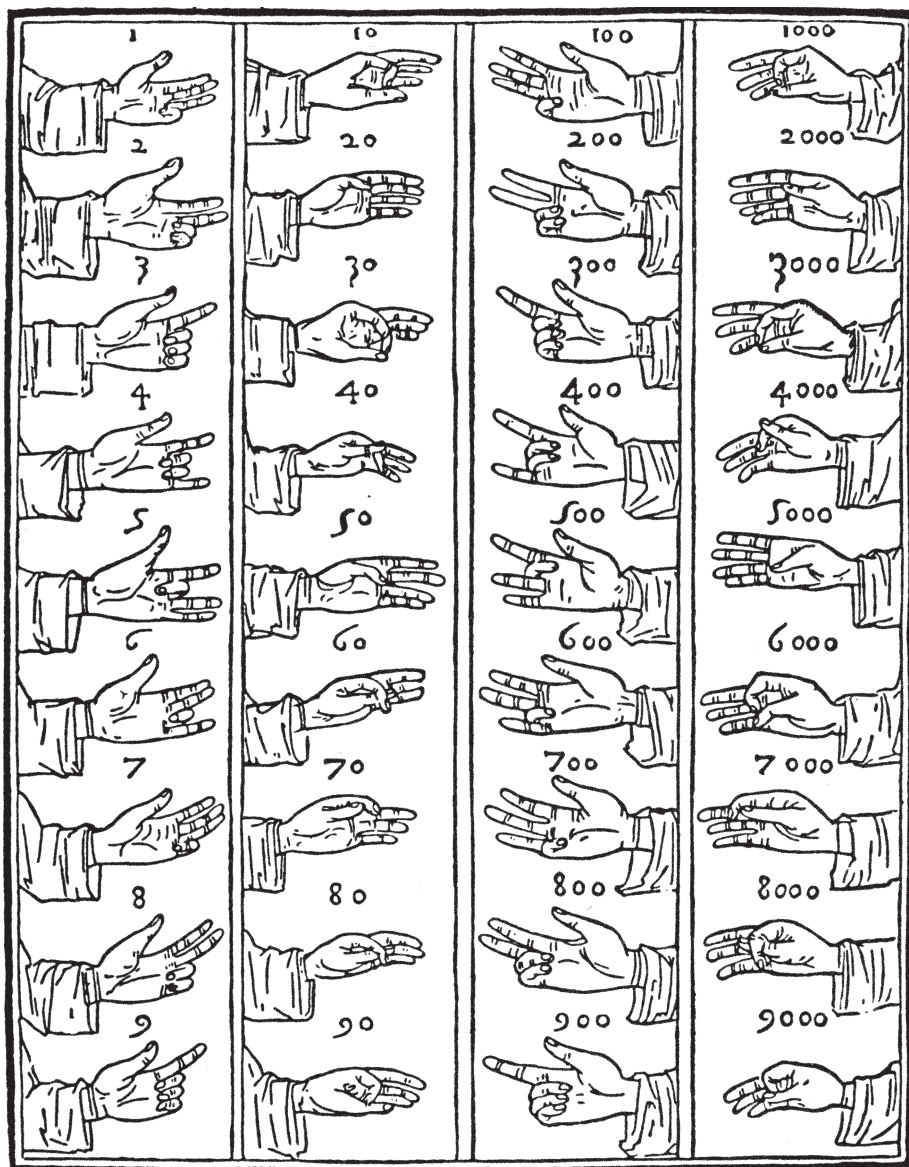
Seventeen keeps many secrets. Both Japanese haiku and Greek hexameter consist of seventeen syllables, and Islamic mystics often refer to it as particularly beautiful.

Eighteen, as twice nine and thrice six, and nineteen, a prime number, both have strong connections to the Moon (*see page 42*).

Twenty, a score, the sum of fingers and toes, is a base in many cultures. Finger-counting, as in the example shown (*opposite*), was widespread in medieval European markets. In French eighty is still *quatre-vingt* (four twenties) and the ancient Maya used a sophisticated base-20 system (*glyphs for 1–19 shown below*).

There is not enough space here to cover every number in detail, but interesting facets of higher numbers appear in the glossary of numbers at the back of the book (*see pages 364–366*).





THE QUADRIVIUM

the qualities of quanta


Another word for a whole number is a *quantum* and the Quadrivium is essentially an education in the behaviour of simple quanta. The purest study of quanta deals in factors, ratios, triangular, square, and cubic numbers, prime and perfect numbers, and the way numbers appear in sequences like the Fibonacci and Lucas sequences. We will meet many of these ideas as we go along, but dividing the unity of space and time also throws light on to the nature of quanta in these media.

For instance, opposite we see some of the limits placed by space on number. Allowing only perfect polygons there are three regular grids (*opposite top left*), five regular solids (*top right*), eight semi-regular grids (*center left*) and thirteen semi-regular solids (*center right*). These numbers, 3, 5, 8 and 13 are an interesting bunch, and we will meet them again in this book.

The numbers of music unfold as simple ratios between periods or frequencies (*lower, opposite*): 1:1 (unison), 2:1 (the octave), 3:2 (the fifth), and 4:3 (the fourth). The frequency of the fifth differs from that of the fourth as 9:8 (the value of the tone which gives rise to the scale).

The way number unfolds in space and time requires that we study the manifest cosmos, and the traditional subject of study here is the solar system. However, we could also add the beautiful simplicity of the periodic table, the quantum behavior of the subatomic realms, or the organisation of other natural phenomena with discrete elements.

Numerical facts of space and time are universal. They may or may not play the same tunes in the nearest intelligent galaxy, but they will agree that fifths sound lovely, and recognize five simple solids.

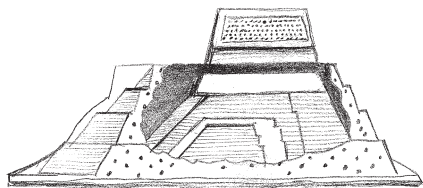


GNOMONS

ways of growing

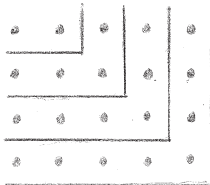
Aristotle observed that some things suffer no change other than magnitude when they grow. He was describing the principle the Greeks referred to as ‘gnomonic growth’. Originally a term for a carpenter’s tool, a gnomon is defined as any figure, which, when added to another figure, leaves the resultant figure similar to the original. Contemplation of the gnomon leads to an understanding of one of nature’s most common principles, growth by accretion. Structures such as bones, teeth, horns, and shells all develop in this way.

The ancients had a general fascination with patterns and progressions created by whole-number ratios. Examples are triangular, rectangular, square, and cubic numbers (*opposite top*, and see too pages 358 and 367); also Plato’s *lambda*, or *lambdoma*, which produces the full range of musical ratios; and the proportional rectangles used in Greek design where each subsequent rectangle is built on the diagonal of the previous one (*opposite center*). The Fibonacci sequence is a more recent discovery, but relies on the same principle of gnomonic growth. The drawing below shows a cutaway cross section of the Aztec temple of Tenayuca, revealing five gnomonic reconstructions, made every 52 years, when their calendar, inherited from the Mayans, was reset and all buildings renewed.

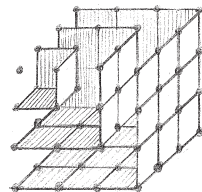




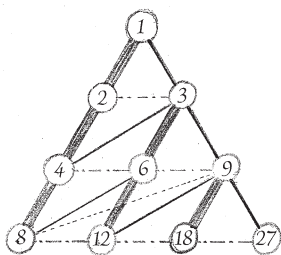
TRIANGULAR numbers
Here the sequence 1, 3, 6, 10 increases in a triangular fashion.



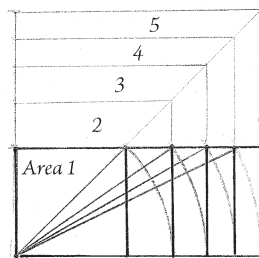
RECTANGULAR numbers
Here the sequence 2, 6, 12, 20 increases in a musical fashion.



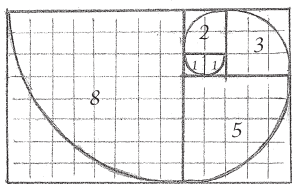
SQUARE and CUBIC numbers
Here the square faces 1, 4, 9, 16 and the cubes 1, 8, 27, 64.



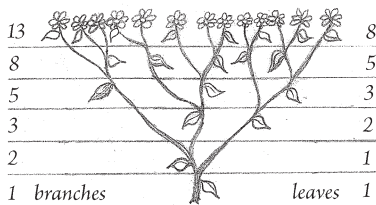
The LAMBDOMA
The heavier line shows the octave (2:1), while down the other side numbers triple. Also present are the fifth (3:2), fourth (4:3), and wholetone (9:8).



PROPORTIONAL RECTANGLES
Starting with a square side 1, each successive rectangle is built on the diagonal of the previous one to create squares of area 2, 3, 4, and 5.



The GOLDEN SPIRAL.
Starting with a square we build new squares to create a spiral of squares, which grows and grows by the magic Fibonacci sequence 1, 1, 2, 3, 5, 8, 13, 21, 34, 55.



THE NUMBERS OF GROWTH
The Fibonacci sequence appears in many living things. Here we see it in the number of leaves and branches of a simple meadow daisy.

TIME AND SPACE

cosmology and manifest number


Looking around us, there are numbers that particularly manifest in the heavens around Earth. These are covered in detail in Book VI, but we will introduce a few here. There are, for instance, twelve full moons in a solar year, but the twelfth falls eleven days short of the end, which means that a twelve-moon year, like the Islamic calendar, slides slowly against the solar year, coming round again after 33 years, three elevens.

Other Sun-Moon marriage numbers are 18 and 19; as eclipses repeat after 18 years, and full moon dates repeat after 19 years. Stonehenge displays this as 19 stones in its inner horseshoe. Two full moons occur every 59 days, and Stonehenge records this in its outer circle of 30 stones, one of which is half-width, suggesting 29.5 days per moon.

Venus draws a fivefold pattern around Earth every eight years allowing us to draw an amazing diagram (*opposite center*). In those eight years there are almost exactly 99 full moons, nine elevens, the number of names or reflections of Allah in Islam. Jupiter draws a beautiful elevenfold pattern around Earth (*opposite top*).

The numbers of many longer cycles, such as the Great Year, or precession of the equinoxes, are also rich in secret qualities. Each great month, such as the Age of Pisces, or Aquarius, lasts 2,160 years, also the diameter of the Moon in miles. Twelve great months give the ancient Western value of 25,920 years for the whole cycle.

The ancient Maya were superb stargazers. Their calendar synchronized not just the Sun and Moon, but also Venus and Mars. They worked out that 81 (or $3 \times 3 \times 3 \times 3$) full moons occur exactly every 2,392 (or $8 \times 13 \times 23$) days, an astonishingly accurate gearing.



BABYLON, SUMER, & EGYPT

early number systems

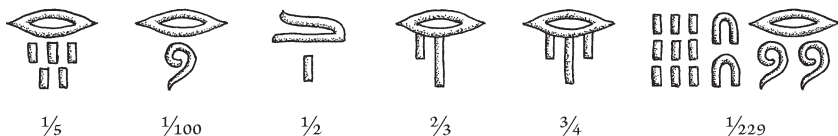
Around 3,000BC the Sumerians developed the earliest writing we know of, and with it a base-60 number system (*see page 356*). A particularly useful number, 60 is divisible by 1, 2, 3, 4, 5, and 6.

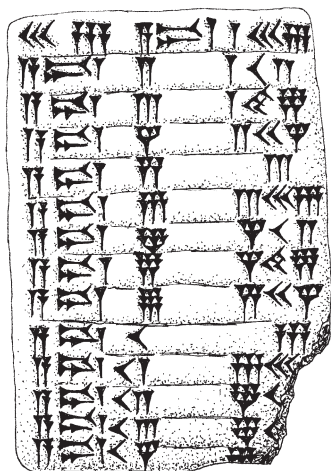
Working in base-60 gives number patterns different from our modern base-10 system; a Sumerian clay tablet impressed with a cuneiform, ‘wedge-shaped’, stylus shows the 36 times table opposite. Their base-60 system survives today as our measurement of cycles and circles with 60 seconds in a minute, 60 minutes in an hour, or degree, and $6 \times 60 = 360$ degrees in a circle.

Ancient Egyptian numerals were made of characters standing for 1, 10, 100, and so on. An example of Egyptian arithmetic is their method of multiplication, which uses repeated doubling followed by selective addition to find the answer.

The ancient vision of number is a musical one in which every number inverts in the mirror of Unity, two becoming a half, three becoming a third, and so on. In base-60 this reciprocation is especially beautiful, as all multiples of 2, 3, 4, 5, and 6 become simple fractions. For example, 15 becomes a quarter. The Babylonians inherited and used this system to invoke their gods.

Egyptian fractions used a mouth hieroglyph (*below*), while fractions of volume were represented using the Eye of Horus.





36 times 1	36
times 2	72
times 3	108
times 4	144
times 5	180
times 6	216
times 7	252
times 8	288
times 9	324
times 10	360
times 11	396
times 12	432
times 13	468
times 14	504

36 Times Table

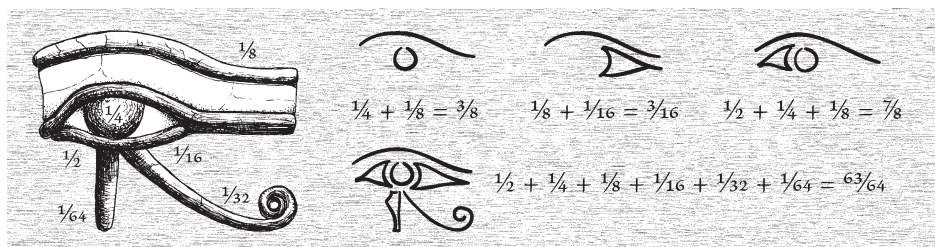
- 0		> 1	7
-	nn	> 2	14
	nn	4	28
-	nnnn	> 8	56
n	9n	16	112
- n	99n	> 32	224
			(43x7) 301

Egyptian Multiplication

		60 - Anu (heaven)
		50 - Enlil (earth)
		40 - Ea (water)
		30 - Sin (Moon)

		20 - Shamash (Sun)
		15 - Ishtar (love)
		14 - Nergal (war)
		10 - Marduk (fertility)

Numbers of the Gods



The Eye of Horus - Fractions of Volume

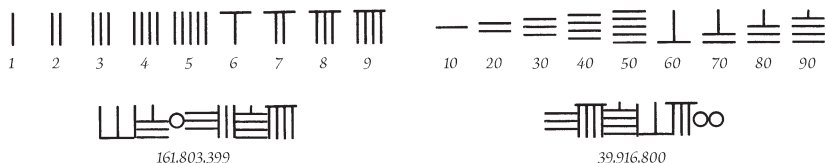
ANCIENT ASIA

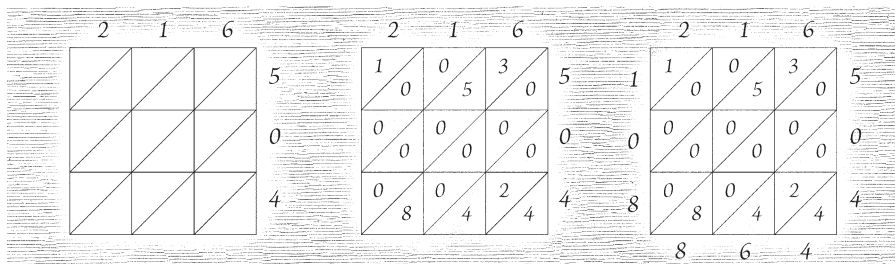
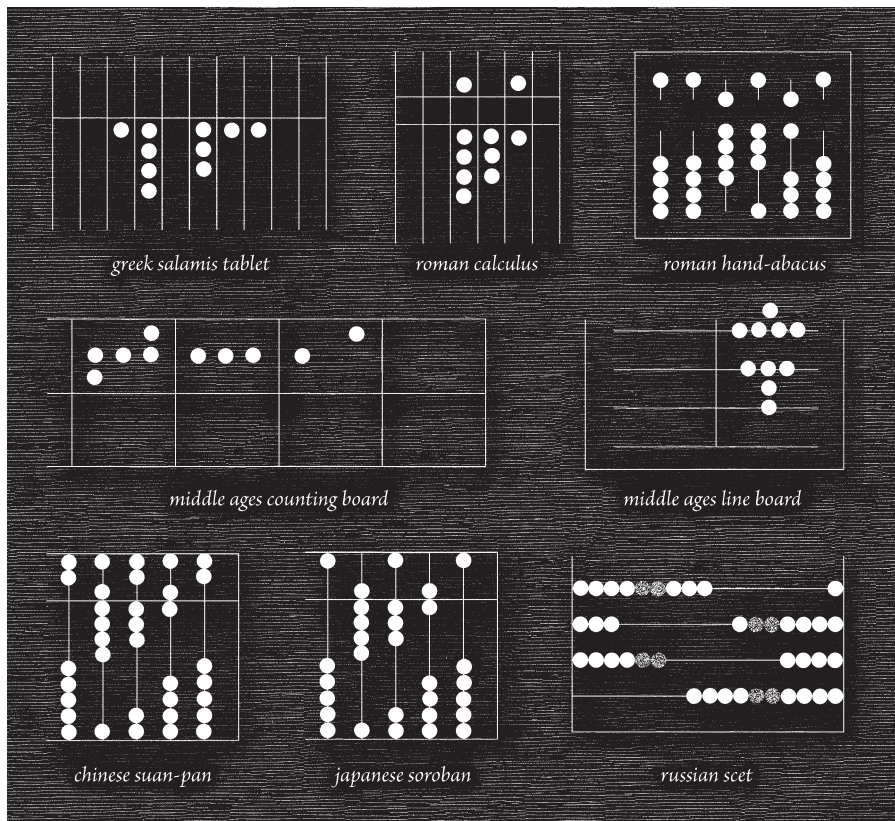
manipulating in tens

In China a written decimal system with 13 basic characters has been used for more than 3,000 years (*see page 356*). Another particularly beautiful system of writing numbers is the *suan zī* or *sangi* rod notation, complete with a small zero, used in China, Japan, and Korea in some form since at least 200 BC (*below*). Later, the famous Chinese abacus replaced rod-numeral counting boards. The speed of its operators, particularly in the Far East, is legendary, and it is still in widespread use today.

India has an ancient numerical tradition. Number is prominent in many of its scriptures, and Indian cosmology uses huge numbers rivaled today only by those of modern physics. Indian numerals originate with the Brahmi system of numerals, with 45 characters for the numbers 1 to 90,000. In time the speculations of Indian mathematicians required a new system combining the first nine number names with powers of ten. Rapid and elegant calculation techniques and the description of very large numbers resulted in some astonishing calculations.

The zero also emerged, to denote an empty decimal power without confusion (*see page 56*). Indeed, it is from India that we received, via the Arabs, our modern decimal place value system.





GEMATRIA

talking numbers and secret codes

The Phoenicians used a very neat twenty-two letter consonant alphabet to encode the sounds of their tongue. In time this script was adopted by most Mediterranean peoples and through its Latin variation came to be the alphabet that we use today.

Gematria uses letters as number symbols, so language becomes mathematics. Important canonical, geometrical, musical, metrological, and cosmological numbers are defined by many key terms in ancient texts. First appearing widely in ancient Greece, gematria was subsequently adapted to Hebrew and also to Arabic, where it is known as *abjad*. A simplified system also exists in all three languages using the same values without the zeros.

The example below shows two related phrases connected through an identical sum, itself the lunar radius in miles. It gives some idea of the magical and simultaneous resonance between words and numbers that any literate and numerate reader would have experienced, since for more than 1,000 years gematria was not merely an occult specialty but the standard way of representing numbers.

This secret science is still used today by mystics and sorcerers who use its connections between words, phrases, and number for their numinous significance and talismanic power.

The Holy Spirit					Fountain of Wisdom			
ΤΟ ΑΓΙΟΝ ΠΝΕΥΜΑ				= 1,080 =	ΠΗΓΗ ΣΟΦΙΑΣ			
300.70	1.3.10.70.50	80.50.5.400.40.1			80.8.3.8	200.70.500.10.1.200		
370	134	576			99	981		

ARCHAIC PHOENICIAN		GREEK		HEBREW		ARABIC EAST WEST		VALUE
'aleph	𐤀	alpha	A α	aleph	א	'alif	ا	1
bet	𐤁	beta	B β	bet	ב	ba	ب	2
gimmel	𐤂	gamma	Γ γ	gimmel	ג	jim	ج	3
dalet	𐤃	delta	Δ δ	dalet	ד	dal	د	4
he	𐤄	epsilon	E ε	he	ה	ha	ه	5
waw	𐤅	digamma	F Ϝ	vov	ו	waw	و	6
zayin	𐤆	zeta	Z ζ	zayin	ז	za	ز	7
het	𐤇	eta	H η	het	ח	ḥa	ح	8
ṭet	𐤈	theta	Θ θ	tet	ט	ṭa	ط	9
yod	𐤉	iota	I ι	yod	י	ya	ي	10
kaf	𐤊	kappa	K κ	kof	כ	kaf	ك	20
lamed	𐤋	lambda	Λ λ	lamed	ל	lam	ل	30
mem	𐤌	mu	M μ	mem	מ	mim	م	40
nun	𐤍	nu	N ν	nun	נ	nun	ن	50
samekh	𐤎	ksi	Ξ ξ	samekh	ס	sin/ṣad	ص س	60
'ayin	𐤏	omicron	O ο	ayin	ע	'ayn	ع	70
pe	𐤐	pi	Π π	pé	פ	fa	ف	80
ṣade	𐤑	qoppa	Ϟ ϟ	tsade	צ	ṣad/ḏad	ض ص	90
qof	𐤒	rho	P ρ	quf	ק	qaf	ق	100
resh	𐤓	sigma	Σ σ	resh	ר	ra	ر	200
shin	𐤔	tau	T τ	shin	ש	shin/sin	س ش	300
taw	𐤕	upsilon	Υ υ	tav	ת	ta	ت	400
		phi	Φ φ	kof	ך	tha	ث	500
		chi	Χ χ	mem	ם	kha	خ	600
		psi	Ψ ψ	nun	ן	dhal	ذ	700
		omega	Ω ω	pé	ף	ḏad/ḏha	ظ ض	800
		san	Ϡ ϡ	tsade	ץ	ḏha/ghayn	غ ظ	900
						ghayn/shin	ش غ	1,000

The Greek system includes the disused letters *digamma* and *qoppa* in their original order and reinserts the disused *san* at the end. Likewise the Hebrew system uses five special 'end of word' letter forms to reach 900. In the Arabic system the letters for 60, 90, 300, 800, 900 & 1,000 differ in the West and the East of the Islamic world.

MAGIC SQUARES

when it all adds up

Magic squares are a fascinating way of arranging numbers, and there are whole books about them and their secret uses. The magic sum of any square is the same whichever line is added.

Seven magic squares are traditionally associated with the planets (*opposite*). The three-by-three square is Saturn's, and the squares increase by one order as they descend through each planetary sphere to reach the lunar nine-by-nine square. Elegant patterns of odd and even numbers occur in these squares (*shaded in the diagrams*). Each planet also has a magic seal based on the structure of its square, a useful code for wizards.

A magic square is an example of a permutation, ordering things in a set in a particular way. There are eight ways to sum to fifteen using three numbers from one to nine, and all eight ways are present in the three-by-three magic square.

Other totals found in magic squares are worth a second look. The Maya would surely have delighted in the fact that the eight-by-eight square has the magic sum of 13×20 , while the solar line total of eleventy-one gives 666 as the square sum, as $1+2+3+4+\dots+34+35+36 = 666$.

With gematria as an additional magical key, words and magic squares naturally interweave in the secret world of spells and other talismanic arts (*see example below*).

د	ط	ب
خ	ه	ز
ح	ا	و

$\text{square sum} = 1 + 4 + 10 = 15$
 $\text{ادم Adam} = 1 + 4 + 40 = 45 = 7 + 8 + 30 = \text{زحل Zuhal (Saturn)}$
 $\text{حواء Hawwa (Eve)} = 8 + 6 + 1 = 15 = \text{magic sum}$

♂


4	9	2
3	5	7
8	1	6

magic sum 15
square sum 45



☾

magic sum 369
square sum 3,321



37	78	29	70	21	62	13	54	5
6	38	79	30	71	22	63	14	46
47	7	39	80	31	72	23	55	15
16	48	8	40	81	32	64	24	56
57	17	49	9	41	73	33	65	25
26	58	18	50	1	42	74	34	66
67	27	59	10	51	2	43	75	35
36	68	19	60	11	52	3	44	76
77	28	69	20	61	12	53	4	45

2


4	14	15	1
9	7	6	12
5	11	10	8
16	2	3	13

magic sum 34
square sum 136



♀

magic sum 260
square sum 2,080



8	58	59	5	4	62	63	1
49	15	14	52	53	11	10	56
41	23	22	44	45	19	18	48
32	34	35	29	28	38	39	25
40	26	27	37	36	30	31	33
17	47	46	20	21	43	42	24
9	55	54	12	13	51	50	16
64	2	3	61	60	6	7	57

♂

11	24	7	20	3
4	12	25	8	16
17	5	13	21	9
10	18	1	14	22
23	6	19	2	15


magic sum 65
square sum 325



☉

6	32	3	34	35	1
7	11	27	28	8	30
19	14	16	15	23	24
18	20	22	21	17	13
25	29	10	9	26	12
36	5	33	4	2	31

magic sum 111
square sum 666



♀

magic sum 175
square sum 1,225



22	47	16	41	10	35	4
5	23	48	17	42	11	29
30	6	24	49	18	36	12
13	31	7	25	43	19	37
38	14	32	1	26	44	20
21	39	8	33	2	27	45
46	15	40	9	34	3	28

MYTH, GAME, & RHYME



numbers we grow up with


Some of our earliest experiences with number occur by way of games, rhymes, stories, and cultural myths, many of which are treasure troves of hidden numerical relationships.

Ancient forms of language were regularly number-based, so in poetry we find triplets (three lines of verse), quatrains (verses of four lines), pentameters (lines with five stressed syllables), hexameters (lines with six stressed syllables), and haiku (a three line poem of seventeen syllables: five, seven, then five; *compare with the 17-note scale page 196*).


Games, like myths and stories, can store information. The sum of a pack of playing cards, counting jack, queen and king as 11, 12, and 13, is 364, which with the joker produces 365, the number of days in a year. The eighteens and nineteens of the Chinese game of Go echo the cycles of the Sun and the Moon (*see page 42*). These ancient games reflect eternal principles, suggesting larger cosmic games, also with number at their center.

Most games are dependent upon number for their structure and rules. Imagine a game of poker played by people who couldn't count higher than three! Below are two examples of knight's tours from chess, both of which produce magic squares when numbered in sequence.







Go




Chinese Checkers




Nine Men's Morris




Pachisi



Draughts & Chess



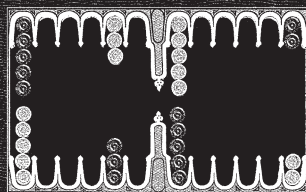
Mancala




Royal Game of Ur



Sennet



Backgammon



Hopscotch

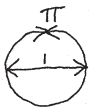
MODERN NUMBERS

the dawn of complexity

When the ancient Greeks proved that the diagonals of squares could not be expressed as fractions, it is said to have caused a crisis in their ranks, a little like the terror still experienced today by many people faced with a square root symbol, $\sqrt{}$.

The last 400 years of human thought have transformed our conception of number. After the adoption of Indian numerals and the zero, the next piece of witchcraft was the invention of *negative* numbers, creating a number line which vanished in two directions. Negative numbers were helpful but created a conundrum: square a negative number and it becomes positive—so what are the square roots of negative numbers? Mathematicians realized that there was another entire number line, of the square roots of negative numbers, which they called *imaginary* numbers, labeled today with an i (so i is the square root of -1). Complex numbers today live on a number plane, with a real part and an imaginary part. Interestingly, it is the play between imaginary and real numbers that effortlessly produces the beautiful complexity of quantum mechanics, fractals and chaos theory, modeling many of the shapes and processes we find all around us in nature.

With the decimal system we use today, we can describe numbers like π , or *pi*, the ratio between a circle's circumference and its diameter, with great accuracy. However, some of the most beautiful objects in modern mathematics simply employ repeated fractions which would have been familiar to the ancients. These capture the complex essence of square roots, the *Golden Section* ϕ or Φ , *pi* π , and the exponential growth function, e .



$$\phi = \frac{\sqrt{5}+1}{2}$$

$$\sqrt{2} + \sqrt{3} + \sqrt{5} + \phi \approx 7$$

$$\sqrt{2} = 1.41421356237 \dots$$

$$\sqrt{3} = 1.732050807569 \dots$$

$$\phi = 1.61803398875 \dots$$

$$\sqrt{5} = 2.2360679775 \dots$$

$$e = 2.71828182846 \dots$$

$$\pi = 3.14159265359 \dots$$

$$\sqrt{2} = 1 + \frac{1}{2 + \frac{1}{2 + \frac{1}{2 + \dots}}}$$

$$\sqrt{3} = 1 + \frac{1}{2 + \frac{1}{2 + \frac{1}{2 + \frac{1}{2 + \dots}}}}$$

$$\sqrt{5} = 2 + \frac{1}{4 + \frac{1}{2 + \frac{1}{1 + \frac{1}{2 + \frac{1}{2 + \dots}}}}}$$

$$\phi = 1 + \frac{1}{1 + \frac{1}{1 + \frac{1}{4 + \frac{1}{4 + \frac{1}{4 + \dots}}}}}$$

$$\sum_{n=0}^{\infty} \frac{1}{2^n} = 2$$

$$\sqrt{-1} = i$$

$$e^{i\pi} + 1 = 0$$

$$V - E + F = 2$$

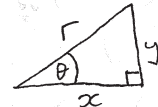
$$\frac{\pi}{4} = \frac{1}{1} - \frac{1}{3} + \frac{1}{5} - \frac{1}{7} + \frac{1}{9} - \frac{1}{11} + \frac{1}{13} - \dots$$

$$e^x = 1 + x + \frac{x^2}{2!} + \frac{x^3}{3!} + \frac{x^4}{4!} + \frac{x^5}{5!} + \dots$$

$$e = 1 + 1 + \frac{1}{2!} + \frac{1}{3!} + \frac{1}{4!} + \frac{1}{5!} + \dots$$

$$\sin x = x - \frac{x^3}{3!} + \frac{x^5}{5!} - \frac{x^7}{7!} + \dots$$

$$\cos x = 1 - \frac{x^2}{2!} + \frac{x^4}{4!} - \frac{x^6}{6!} + \dots$$



$$r = \sqrt{x^2 + y^2}$$

$$y = r \sin \theta$$

$$x = r \cos \theta$$

$$y = x \tan \theta$$

ZERO

nothing left to say

Zero has been left until last, because in a sense it is not actually a number at all, just a mark representing the absence of number. It is perhaps for this reason, and the horror many theologians had of it, that nothing took such a long time to emerge as something at all, and in quite a few sensible cultures it never did.

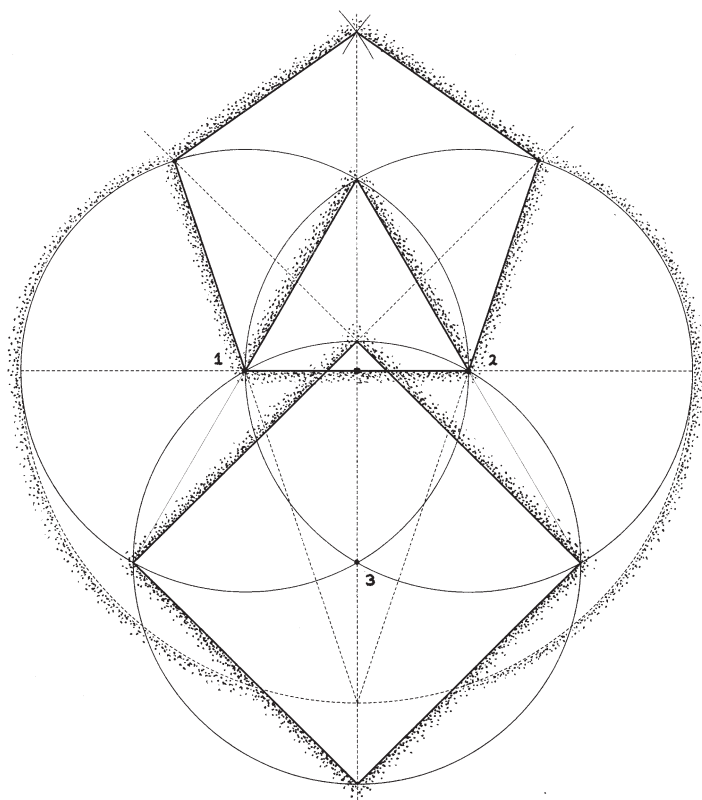
A symbol for zero has been invented independently at least three times. The Babylonians in 400BC started using the shape of two wedges pressed into clay to act as an ‘empty place’ marker in their sexagesimal numerals, ‘no number in this column’. On the other side of the world, and nearly a thousand years later, the Mayans adopted a seashell symbol for the same function.

The circular form that ‘nothing’ assumed under the Indians reflected the indentation left in sand when a pebble used for counting is removed. Thus our modern zero, inherited from the Indians, began as the visible trace of something no longer there.


Like one, zero probes the borderline between absence and presence. In early Indian mathematical treatises it is referred to as *Sunya*, meaning ‘void’, calling to mind the abyss, the ultimate unknowable, the pregnant ground of all being.

It is perhaps appropriate that our zero takes the form of a circle, itself a symbol of one, and that our one takes the form of a short line between two points. As acknowledged in gematria, each number already contains the seed of its successor within it, and the symbols for zero and one strangely combine to create the Golden Symbol ϕ , a fitting thought with which to end this book.


BOOK II



SACRED GEOMETRY



Miranda Lundy



Chas. Dyer del.

Blount sc.

Seats in Norwood's chantry, in Milton church, Kent.

INTRODUCTION

SACRED GEOMETRY charts the unfolding of number in space. It differs from mundane geometry purely in the sense that its moves, concepts and products are regarded as having symbolic value and meaning. Thus, like good music, the study and practice of geometry can facilitate the evolution of the soul. As we shall see, the basic journey is from the single point, into the line, out to the plane, through to the third dimension and beyond, eventually returning to the point again, watching what happens on the way.

These pages, BOOK II of *Quadrivium*, cover the elements of two-dimensional geometry—the unfolding of number on a flat surface. The three-dimensional geometrical story is then told in BOOK III. This material has been used for a very long time indeed as one introduction to metaphysics. Like the elements of its sister subject, music, it is an aspect of revelation, a bright indisputable shadow of Reality and a creation myth in itself.

Number, Music, Geometry, and the study of patterns in the Heavens are the four great Liberal Arts of the ancient world dealing with quanta, or whole numbers. These simple universal languages are as relevant today as they have always been, and may be found in all known sciences and cultures without disagreement. Indeed, one would expect any reasonably intelligent three-dimensional being anywhere in the universe to know about them in much the same way as they are presented here.

Just above the entrance to Plato's Academy was a sign: "Let none ignorant of geometry enter here." So let's do some research.

POINT, LINE, & PLANE

none, one and two dimensions

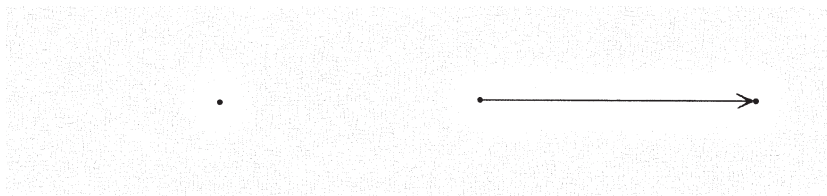
BEGIN WITH A SHEET OF PAPER. The point is the first thing that can be done. It is without dimension and is not in space. Without an inside or an outside, the point is the source for all which now follows. The point is represented (*below*) as a small circular dot.

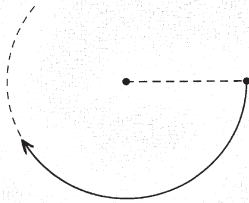
The first dimension, the line, comes into being as the One emerges into two principles, active and passive (*below right*). The point chooses somewhere outside of itself, a direction. Separation has occurred and the line comes into being. A line has no thickness, and it is sometimes said that a line has no end.

Three 'ways' now become apparent (*opposite*):

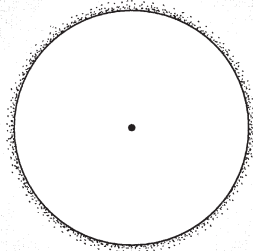
- i) With one end of the line stationary, or passive, the other is free to rotate and describe a circle, representing Heaven.
- ii) The active point can move to a third position equidistant from the other two, thus describing an equilateral triangle.
- iii) The line can produce another which moves away until distances are equal to form a square, representing Earth.

Three forms, circle, triangle and square have manifested. All are rich in meaning. Our journey has begun.

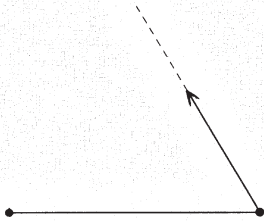




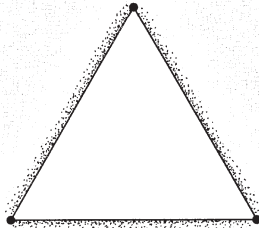
rotate a line



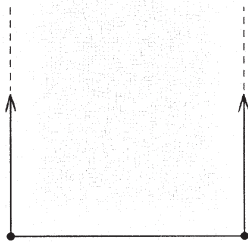
create a circle




move a vertex



make a triangle



translate a line



produce a square

SPHERE, TETRAHEDRON, & CUBE

from two to three dimensions

Although this book concerns itself primarily with the plane, the three ‘ways’ of rotation, movement of a *vertex*, and translation of an object, are here taken one step further, into three dimensions (*opposite*):

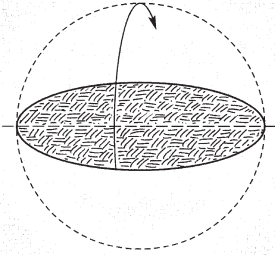
- i) The circle spins to become a sphere. Something circular remains essentially circular (*top row*).
- ii) The triangle produces a fourth point at an equal distance from the other three to produce a tetrahedron. One equilateral triangle has made three more (*central row*).
- iii) The square lifts a second square away from itself until another four squares are formed and a cube is created (*lower row*).

Notice how the essential division into circularity, triangularity and squareness from the previous page is preserved.


The sphere is a symbol of the cosmos and the totality of manifest creation. Very large and very small things in nature tend to be spherical. Einstein discovered that a point in four dimensions (i.e. you here and now) is a sphere expanding at the speed of light, and all we can see of the entire universe is inside an event-horizon sphere. The cube represents the Earth.

The sphere possesses the smallest surface area for its volume of any possible three-dimensional solid whereas, amongst regular solids, the tetrahedron is the opposite.

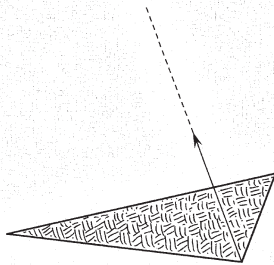
A tetrahedron is in fact hiding in a cube—if you draw a single diagonal line on every face of a cube so that they join at the corners, you will have defined the edges of a tetrahedron. Try it!



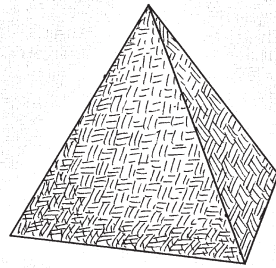
rotate a circle



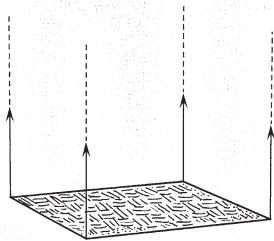
create a sphere



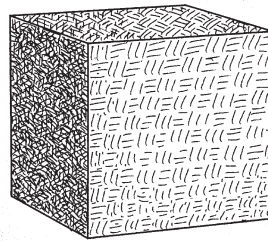
move a vertex



make a tetrahedron



translate a square



produce a cube

ONE, TWO, & THREE

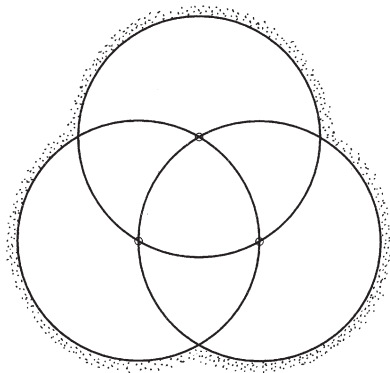
playing with circles

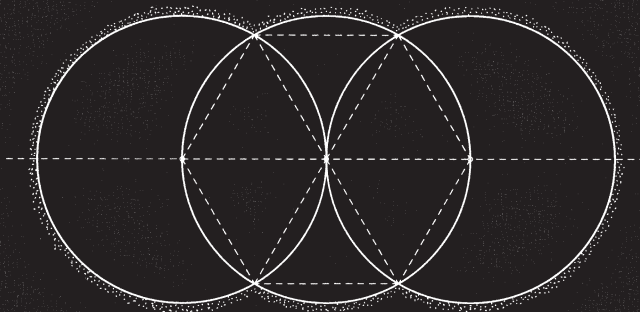
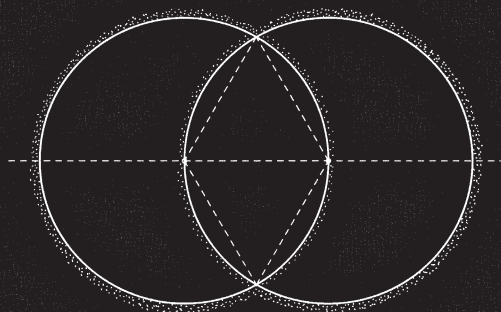
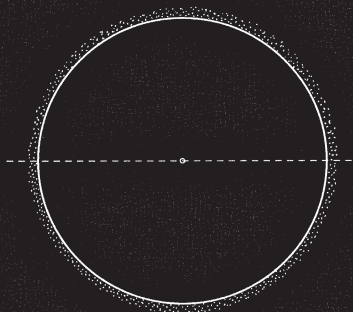
Get a ruler, compass, something to draw with and something to draw on. Draw a horizontal line across the page. Open the compass and place the point on the line. Draw a circle (*top*).

Where the circle has cut the line, place the compass point and draw another circle, leaving the compass at the same opening as before. When one circle is drawn over another like this so that they pass through each others' centers, then an important almond shape, the *vesica piscis*, literally 'fish's bladder', is formed. It is one of the first things that circles can do. Christ is often depicted inside a *vesica*. Two equilateral triangles have been defined (*opposite center*).

A third circle can be added to the line as before, normally on the other side of the forming circle, this simple act defining all six points of a perfect hexagon (*lower, opposite*). Alternatively, the third circle can be added as shown below to produce an elegant triangular form.

Circles thus effortlessly produce perfect triangles and hexagons.






SIX AROUND ONE



or twelve or even eighteen

The six points of the hexagon give rise to the flower-like pattern shown below. Alternatively it can be drawn by ‘walking’ a circle around itself—something most children have done at school, whether under instruction or just playing with a compass.

We are now seeking the lower diagram opposite, and need the centers of the six outer circles. One way is to extend the flower, lightly drawing the six circles shown dashed in the top diagram, to give us the six centers. Otherwise we can draw straight lines as shown in the lower diagram. Both ways work.

We can now see that six circles fit around one. We can push glasses, coins or tennis balls together to see it, yet it is extraordinary really. ‘Six around one’ is a theme which the Old Testament of the Bible opens on, with the six days of work and the seventh day of rest. There is indeed something very sixty about circles.





TWELVE AROUND ONE

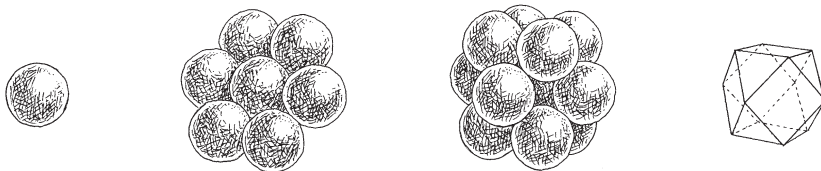
how to draw a dodecagon



As one produces six, so six produces twelve. Here the arms of a six-pointed star extend from the flower to intersect the outer rims of the six circles. Beautifully, this forms a perfect overall division of space into twelve parts (*shown opposite*). The twelve-sided polygon is called a dodecagon, which means literally ‘twelve sided’.

The dodecagon is also made from six squares and six equilateral triangles fitted around a hexagon—can you see them all opposite? In addition, the shape divides into its factors, three, four and six, as four triangles, three squares, and two hexagons (*lower row opposite*).

Shown below is the three-dimensional version of the same story. A ball naturally fits twelve others around it so that they all touch the center and four neighbours. You see this arrangement in apples and oranges in every market stall. The shape made is called the cuboctahedron and is closely related to the tetrahedron and cube we saw on page 67. Most crystals grow along these lines.

Twelve is the number which fits around one in three dimensions in the same way that six fits around one in two dimensions. The New Testament is a story of a teacher surrounded by twelve disciples.






THE FIVE ELEMENTS

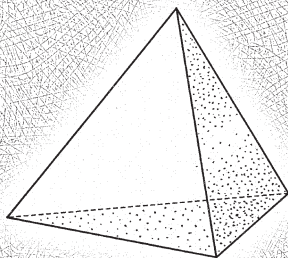
a brief foray into the third dimension

Although covered in depth in Book III of this volume, it is worth mentioning here that there are just five regular three-dimensional solids. Each has equal edges, every face is the same perfect polygon and every point is the same distance from the center. Known as the five Platonic Solids, they were recognized in the British Isles two thousand years before Plato—4,000 year-old carved stone sets of them have been found at stone circles in Aberdeenshire, Scotland (*below, from Critchlow*).

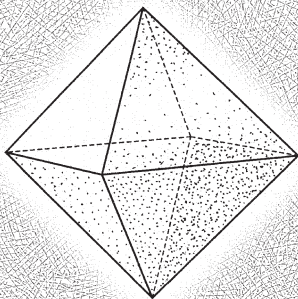
The first solid is the tetrahedron, with four vertices and four faces of equilateral triangles, traditionally representing the element of Fire. The second solid is the octahedron, made from six points and eight equilateral triangles, representing Air. The Cube is the third solid, eight vertices and six square faces, representing Earth. The fourth is the icosahedron, with twelve points and twenty faces of equilateral triangles, the element of Water. The last, and fifth, element is the dodecahedron, which has twenty vertices, representing the mysterious fifth element of Aether.

Notice how beautiful the dodecahedron is, and how it is made of twelve pentagons, perfect five-sided shapes.

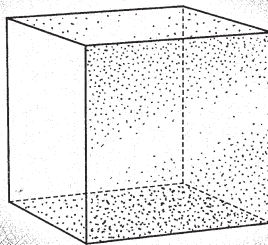




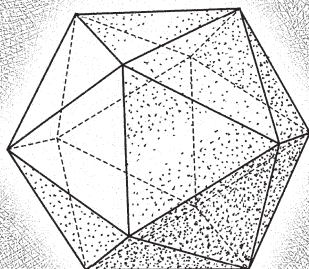
tetrahedron



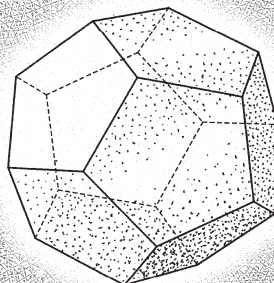
octahedron



cube



icosahedron



dodecahedron

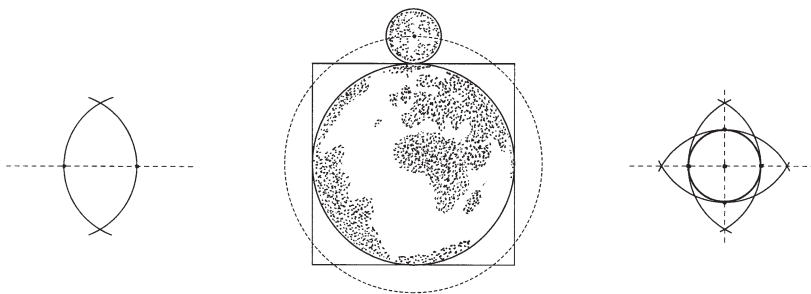
CIRCLING THE SQUARE

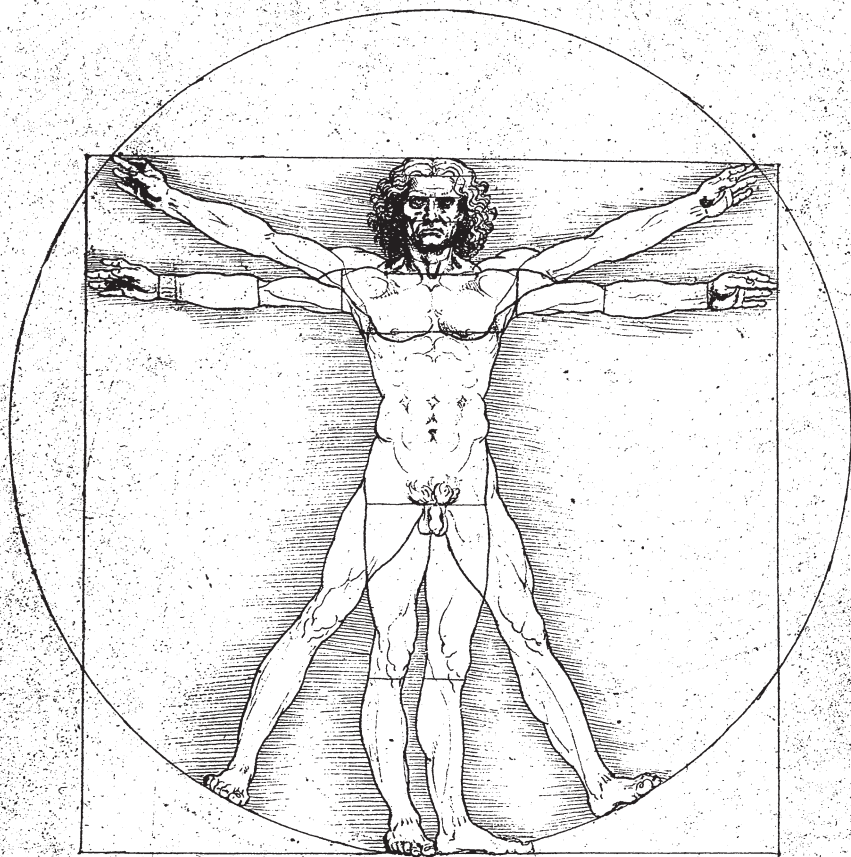
the marriage of heaven and earth

The circle is the shape traditionally assigned to the Heavens, and the square to the Earth. When these two shapes are unified by being made equal in area or perimeter we speak of ‘squaring the circle’, meaning that Heaven and Earth, or Spirit and Matter, are symbolically combined, or married. Fivefold Man exists between sixfold Heaven and fourfold Earth and Leonardo da Vinci’s image (*opposite*) also shows how a man’s span equals his height, that this measure equals seven of his feet and other important ratios.

As we saw earlier (*page 33*), the Earth and the Moon square the circle, for if the Moon (diameter 3) is drawn down to the Earth (diameter 11) then a heavenly circle through the Moon (*dotted, below center*) has radius 7, and so circumference 44, the same as the perimeter of the square around the Earth. This works because π , which relates the circumference of a circle to its diameter is practically $22/7$. In Leonardo’s image the Moon would fit above the man’s head.

Also shown (*below left and right*) is a simple construction for a square using ruler and compass. Octagons soon follow.






Handwritten text and a scale bar at the bottom of the page. The text is in Italian and includes the name 'Leonardo da Vinci' and the date '1492'. The scale bar is a horizontal line with tick marks and the word 'piede' (foot) at each end.

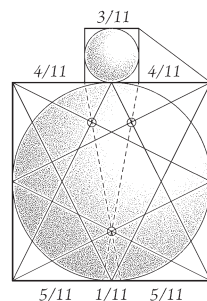
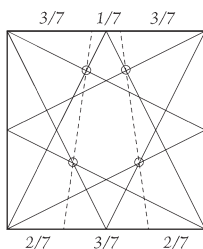

THE CANON

3, 7 and 11

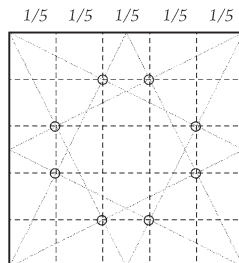
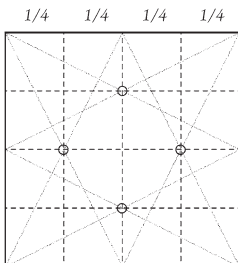
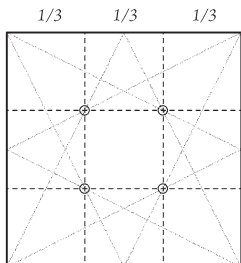
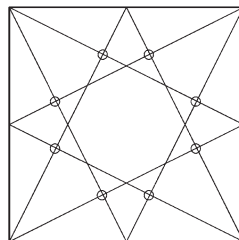
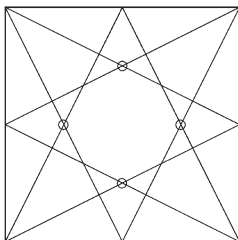
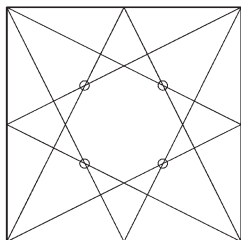
The squaring of the circle as 3:11 is coded in a door at Gerum Church in Gothland, Sweden (*opposite*). Irish and Norse myths abound with tales of 33 warriors (3×11). The Sun takes 33 years for a perfect repeat sunrise on the horizon. Jesus dies and is resurrected aged 33. Ramadan occurs every 12 moons and takes 33 years to move around the calendar. Halfway between 3 and 11 is 7 and it is an old secret that the Earth's tilt, often hidden in sacred art as the tilt of a holy head (the Virgin Mary's or the Buddha's), is the diagonal of a rectangle 3 wide and 7 high. Importantly, $1\frac{1}{2}$ is the ancient Egyptian value for half of π , so a circle radius r has quadrant arc $1\frac{1}{2}r$. The Sandreckoner's diagram (*opposite*) is a unique way of dividing a rectangle's edge into canonical fractions (*after Malcolm Stewart*).

A circle and square can also be married by having the same *area*, and a double rainbow, with bows at 41.5° and 52.5° precisely draws this (*below, from Martineau*)—a marriage of Heaven and Earth indeed!





Above and below: The Sandreckoner's diagram. Simply by joining corners to the centers of sides, a square's edge may be exactly divided into 3, 4, 5, and above, 7 and 11 equal parts, which makes it an extremely useful device. The initial lines also produce a plethora of whole number lengths, areas, and shapes, including a multitude of Pythagorean 3-4-5 triangles at various scales.



PYRAMID PI

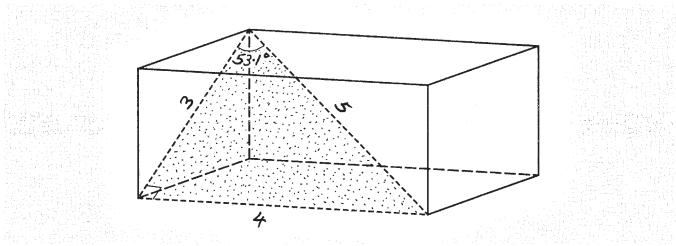
a marriage of everything

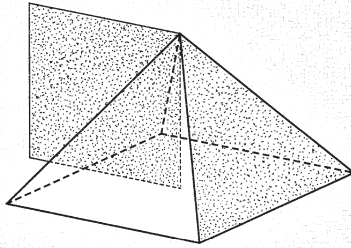
There is perhaps no more famous a geometric object on Earth than the Great Pyramid at Giza in Egypt with its strange passages and enigmatic chambers. The five diagrams opposite show:

1. The square of the height is equal to the area of each face.
2. The *Golden Section* in the pyramid, $\Phi = 1.618$ (*see page 86*).
3. *Pi* in the pyramid. Pi , or π , defines the ratio between a circle's circumference and its diameter (3.14159...).
4. The pyramid squaring the circle (*see page 76*).
5. A pentagram defining a 'net' for the pyramid - cut and fold!

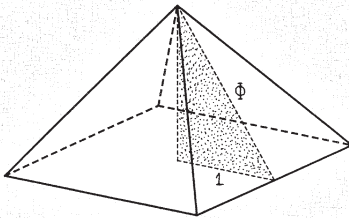
Geometry means 'Earth-measure'. The Pyramid functions as a ridiculously accurate sundial, star observatory, land surveying tool and repository for weights and measures standards. Written into the design are highly accurate measurements of the Earth, detailed astronomical data and these simple geometric lessons.

A 3-4-5 triangle fits the shape of the King's Chamber (*below*) and also gives the angle of slope of the second pyramid at Giza. Halfway between the two slopes is 51.4° , one seventh of a circle.

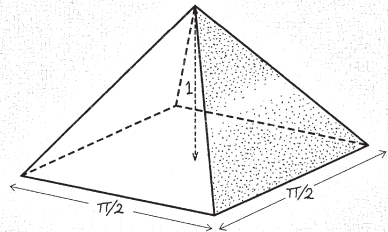




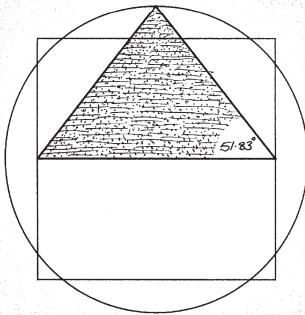
*a map of the Earth
square of height = area of face*



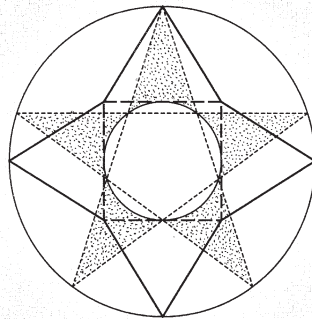
*the Golden Section in the pyramid
cosine of slope = 0.618*



*pi in the pyramid
perimeter = 2π height*



*circumference of circle on height
= perimeter of pyramid base*



*constructing the pyramid from a
pentagram drawn in a circle*

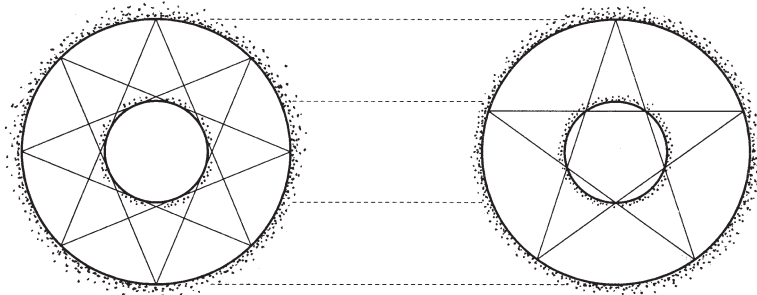
HALFLINGS AND THIRDLINGS


defined by triangles and squares

An equilateral triangle (*opposite top left*), or two nested squares (*opposite top right*) both do the same thing—the circle inside each of these figures is exactly half the size of the surrounding circle. This is a geometrical image of the musical octave, where a string-length or frequency is halved or doubled.


Appropriately, the three-dimensional equivalent of the triangle, the tetrahedron, defines the next fractional proportion, one third, as the ratio of the radius of the innermost sphere to that of the containing sphere (*opposite, bottom left*). Two nested cubes, or two nested octahedra, or an octahedron nested in a cube (*opposite, bottom right*) all produce one third too. The geometric third is musically equal to an octave plus a fifth in harmonic notation. Thus two dimensions quickly define a *half*, and *three* dimensions a *third*.

A close but not perfect marriage is between five and eight (*below*), whose geometries often play with one another. In both these diagrams the inner circle could be the size or orbit of the planet Mercury if the outer circle is taken as being the size or orbit of the Earth.







ad triangulum
an equilateral triangle defines two
circles, one half the size of the other



ad quadratum
two nested squares define two circles,
again one half the size of the other



ad tetratum
the sphere inside a tetrahedron is one
third of the size of the sphere outside



ad cuboctatum
a cube and octahedron again define
an insphere one third of the outsphere


THE SHAPES OF SOUNDS


and three quarters

Geometry is ‘number in space’, music is ‘number in time’. As we shall see in Book IV, basic musical intervals are simply elementary ratios, 1:1 (unison), 2:1 (the octave), 3:2 (the fifth), 4:3 (the fourth) and so on. The difference between the fourth and the fifth, which works out at 9:8, is the value of one tone. Musical *intervals*, like geometrical proportions, always involve two elements in relationship, two string-lengths, two periods (lengths of time) or two frequencies (beats per length of time). Simple ratios sound and look beautiful.

We can see musical intervals as shapes by swinging a pen in a circle at one frequency, and a table in an opposite circle at another frequency, the device being called a *harmonograph*. Shown opposite are two patterns from near-perfect intervals. The octave (*upper*) draws as a triangular shape, the fifth (*lower*) a pentagonal form.

In the spirit of the previous page, two octaves, or a quarter, can be exactly defined by two triangles, four squares, or, intriguingly, by a pentagon in a pentagram (*below*).





THE GOLDEN SECTION

and other important roots


A pentagram inside a pentagon is shown opposite. A simple knot, carefully tied in a ribbon or strip of paper and pulled tight and flattened out makes a perfect pentagon. Try it some time!

In the main diagram opposite you can see that pairs of lines are each dashed in different ways. The length of each such pair of lines is in the *Golden Section* ratio, $1:\phi$, where ϕ (pronounced ‘phi’) can be either 0.618 or 1.618 (more exactly 0.61803399...). The books in this volume use the lower case ϕ for 0.618 and the upper case Φ for 1.618.

Importantly, ϕ divides a line so that the ratio of the lesser part to the greater part is the same as the ratio of the greater part to the whole. No other proportion behaves so elegantly around unity. For instance, $1 \div 1.618$ is 0.618, and $1.618 \times 1.618 = 2.618$. So one divided by Φ equals ϕ (or Φ minus one), and Φ multiplied by Φ equals Φ plus one!

The Golden Section is one of three simple proportions found in the early polygons (*lower, opposite*). With edge-lengths 1, a square produces an internal diagonal of $\sqrt{2}$ (the square root of two), a pentagram Φ , and a hexagon $\sqrt{3}$ (the square root of three). Many familiar objects from cassettes to credit cards and Georgian front doors are Φ rectangles. $\sqrt{2}$ and $\sqrt{3}$ are found widely in crystals, while Φ appears predominantly in organic life, possibly due to the flexible icosahedral nature of water and other liquids. All three geometric proportions are employed in good design, along with harmonic ratios.

Neighbouring terms in the Fibonacci Series: 1, 1, 2, 3, 5, 8, 13, 21, 34, 55 ... (adding each pair of numbers to get the next) approximate ϕ with increasing accuracy. For the keen, $\phi = \frac{1}{2}(\sqrt{5}-1)$ and $\Phi = \frac{1}{2}(\sqrt{5}+1)$.



SOME SPECIAL SPIRALS

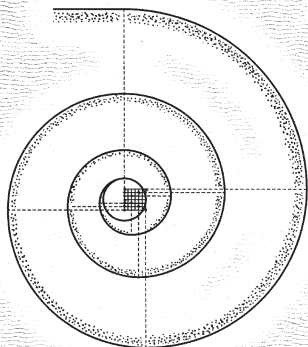
and how to draw them

Spirals are marvellous forms which nature uses at every scale. Three have been selected for this book, all of which give the impression of a spiral from multiple arcs of circles.


The first is the Greek Ionic volute shown top left. This is quite hard to draw and the secret lies in the small ‘key’ shown above it. The dotted lines in the main drawing show the radii of the arcs and give clues to the centers. It’s not as hard as it looks!

Regular spirals such as the one shown top right also need a key. This can simply be two dots (the easiest), a triangle, a square, a pentagon, or a hexagon (*as shown*). The more points you have the more perfect the spiral will be. Here’s how to do one with just two dots. Draw two dots quite close together and draw a semicircle centered on one starting from the other. Now, keeping the pen in the same place, open the compass a bit wider, moving the point to the other dot and continue in the same direction, drawing another semicircle. Repeat this a few times and a spiral will appear. It sounds harder than it is—if you try it you will soon get the idea. The bigger the key the wider the coils. Now look at the Ionic volute key again—can you see what is happening?

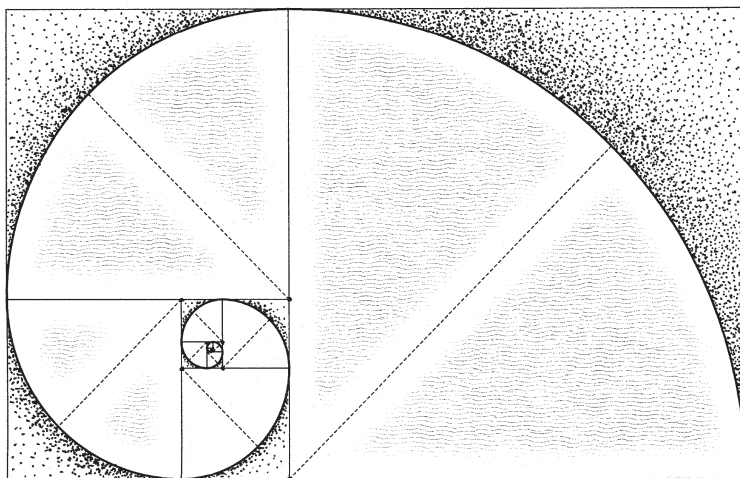
The bottom picture shows a Golden Section spiral, one of the family of exponential spirals which are common throughout the natural world. A Golden Section rectangle has the special property that removing a square from it produces another Golden Section rectangle, and the Golden Section spiral is formed by removing successive squares and filling each with a quarter arc.



*Greek Ionic Volute Spiral
with secret key of compass positions above*



*Regular Spiral
based on a hexagon of compass positions*



Golden Section Spiral in a Golden Rectangle

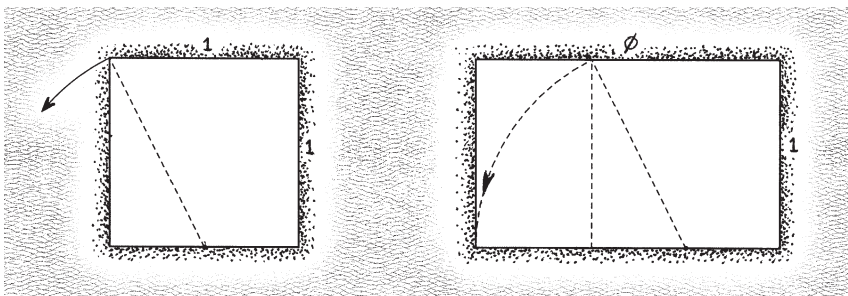
HOW TO DRAW A PENTAGON

and a golden section rectangle

The method of construction of a pentagon shown opposite is perfect and is from the *Almagest* of Ptolemy (d. ca. 168 AD).

Draw a horizontal line with a circle on it. Keeping the compass opening fixed, place the point at <1> and draw the vesica through the center of the circle. Now open the compass wide and draw arcs from <1> and <2> to cross above and below the circle. Use a straight edge to draw the vertical through the center of the circle. Next draw the vertical through the vesica to produce <3>. With the point of the compass at <3> swing an arc down from <4> at the top of the circle to give <5>. With the point at <4> swing through <5> to give two points of the pentagon. With the point of the compass on these new points in turn, swing from the top to find the last two points of the pentagon.

A Golden Section rectangle, widely used in painting and architecture, is constructed from the mid-point of the side of a square (*below*).





The pentagon and its starry twin the pentagram are both symbols of water, each molecule of which is the corner of a pentagon, and of the life-force itself.

The number five represents the sacred marriage of two (female) and three (male) and so symbolizes reproduction and the magical healing arts.

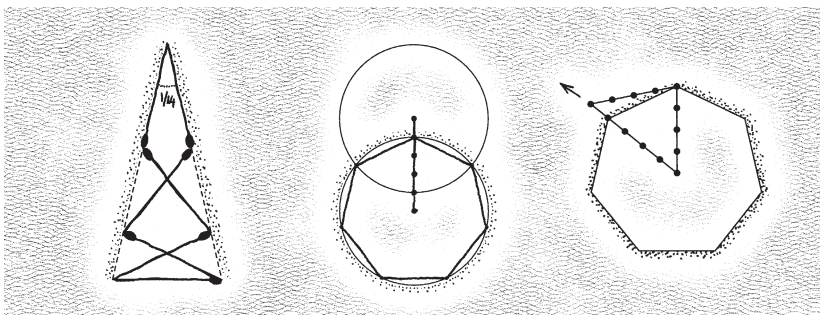
THE HEPTAGON

seven out of three

Divide a circle into six and draw the primary equilateral triangle. Find the midpoints <1> and <2> of the triangle's two upper arms and drop two lines down to give two points <3> and <4> on the base of the triangle, and two on the bottom of the circle. Finally, from the top, swing through the four points on the triangle to give the last four points of the seven on the circle.

Although it is impossible to draw a precise heptagon using ruler and compass alone, you can do it perfectly using seven equal rods or matchsticks (*shown below left*). This wedge is an *exact* fourteenth of a circle, so you need two of them for a one seventh division. More ancient rough solutions use a cord with either six knots or in a loop with thirteen (*below center and right*).

The ancient builders were amazing surveyors. Avebury stone circles in England are positioned *exactly* at latitude 51.4° , one seventh of a circle up from the equator. Luxor in Egypt is at a latitude exactly halfway between Avebury and the equator. Mecca meanwhile is at the northern Golden Section latitude between the two poles.



A secret method for the construction of a near-perfect HEPTAGON starting with an equilateral triangle inside a circle.

It introduces no compound errors as each vertex is defined independently. It is not possible to construct a perfect heptagon using ruler and compass alone.



Seven symbolizes the virgin, having little to do with the other low numbers, and being complete in herself - many traditions revere seven as especially holy.

The seven notes of the scale, seven days of the week, seven heavenly bodies of antiquity and seven bodily chakras all indicate the ancient sanctity of seven.

THE ENNEAGON

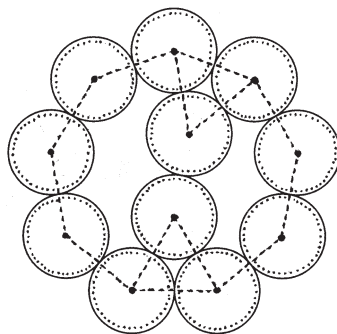

nines and magic lozenges

The construction shown opposite divides a circle into a near-perfect nine from an initial six-pointed star using three centers.

The digits of many special numbers sum to nine: 2,160 or 7,920 for instance, the diameters of the Moon and the Earth in miles; or 360 and 666, and pentagonal angles like 36, 72, and 108. In fact, all multiples of nine add up to nine. Nine is three times three, or three squared. Many tribal cultures speak of nine worlds, or nine dimensions.


The golden Bush Barrow lozenge found near Stonehenge (*below left*) has internal angles of 80° and 100° , suggesting nine-fold geometry. Sunrises and sunsets at the latitude of Stonehenge vary over 80° , and moonrises and moonsets over 100° , so this was a useful object.

Not for beginners is the obscure fact that a sphere-point enneagon (or nine coins arranged in a perfect nine-sided figure) can contain two more spheres which exactly touch (*below right*).



John Michell's method for the construction of a near-perfect ENNEAGON starting with a hexagram inside a circle.

A simple and memorable method accurate enough for most practical purposes.



The symbolism of nine is laden with initiatory veils with stories of nine worlds or realms in many shamanic traditions.

Nine is the square of three and along with eight, the cube of two, is very important in Eastern cosmologies.

RABATMENT

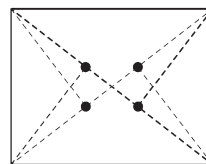
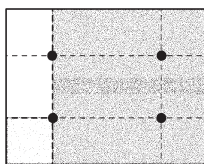
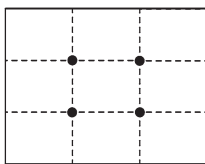
and the rule of three


Painters have a whole bag of secret tricks to help them produce the perfect picture. Students of composition are taught ‘the rule of three’, where a canvas is divided in three horizontally and vertically, into nine small versions of the original rectangle (*below left*). The four intersections produced are excellent places to choose as focus points in the design and are used by many artists. By contrast, items placed on center-lines seem contrived in the composition, too obvious.

Another trick is to draw a square within your rectangle and use the lines produced as focal axes (*below center*). This is called rabatment. In Golden Section rectangles the space left over from a square is another Golden rectangle. The process may be continued indefinitely.


Occult centers (*below right*) are found by using the diagonals of a rectangle, and right-angled triangles with the other corners.

Dividing a line into 2 or 3 parts uses the first few steps of the Fibonacci sequence, 1, 2, 3, 5, 8, 13, 21, and so on, where adjacent terms home in on the Golden Section 0.618. Some painters use $\frac{3}{5}$ divisions or even the Golden Section itself. Opposite we see two wonderful examples of rabatment at play. Botticelli uses a Golden Section rectangle reduced by rabatment in stages to compose his painting, while Grimshaw uses a rectangle between Φ and $\sqrt{2}$, with halves and Golden lines as guides.





Above: Botticelli's Birth of Venus. A Golden Section rectangle with interior squares define the horizon, spine, navel and other features. Below: John Atkinson Grimshaw's Iris fairy is positioned using center lines and golden divisions. The fairy exists in half the painting.




SIMPLE TILINGS


repeating patterns over an infinite surface

A regular tiling (or *tessellation*) of the plane occurs when the same regular polygon is used to fill the plane, leaving no spaces. Only three of these are possible (*shown below*). A *semi-regular* tiling allows for more than one type of polygon but insists that each vertex is the same. For example, in the central pattern opposite every vertex is a meeting of two hexagons and two triangles. Eight semi-regular tilings are possible and all are shown opposite (though the top left and top right grids opposite are left- and right-handed versions of each other and count as one).

Some designs can be filled in further. As shown on page 73, dodecagons are just made of hexagons, triangles and squares, and hexagons are simply collections of triangles. As we shall soon see, triangles and squares can go on to do the most amazing things together. What of the other regular polygons? Octagons only tile with squares (*opposite top center*). Pentagons do not fit together happily on the plane, preferring the third dimension (*see pages 74–75*).

Heptagons and enneagons stand aloof.





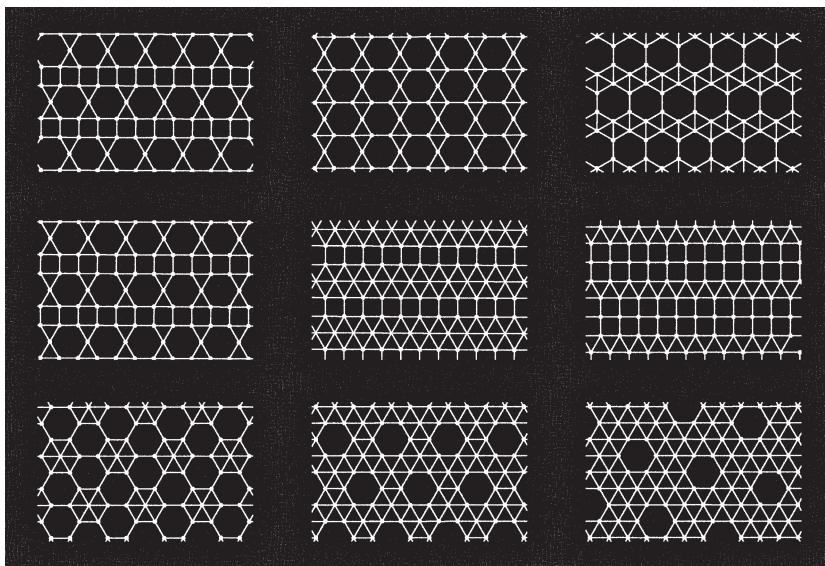
FURTHER TILINGS


more fun in the bathroom

There are twenty demi-regular tilings (where two vertex situations are permitted) and most of these, and a few other interesting ways to tile the plane, are shown on these two pages.

These tessellations form the basis for pattern construction in many traditions of sacred and decorative art across the world. They can be found underlying Celtic and Islamic patterns and in the natural world they appear as crystal and cellular structures. William Morris used them widely for his repeat wallpaper and fabric designs. Their uses are limited only by your imagination!

On the next page we see one of these grids put to use.





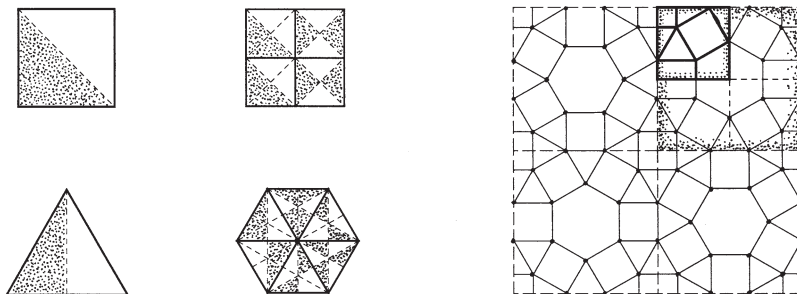
THE SMALLEST PART

reversible stencils and rotatable blocks


Many of the semi- and demi-regular grids can be reduced to a simple square or triangular unit which can then be reflected or rotated to recreate the whole pattern. Often these repeat triangles or squares are surprisingly small. It is worth remembering, however, that in practical applications it is often easier to rotate a printing block or stencil than it is to reflect it—and in such cases one has to double the stencil or carve a larger block.

The design shown opposite is based on one of the grids on the previous page (see if you can find which one). It is produced by rotation and reflection of the primary unit (*below right*). Once this basic unit has been identified, all that you need to do is draw this minimum amount (*opposite top*) to be able to create the entire design.


Squares and equilateral triangles can both be halved to produce smaller triangular units (*below left*). But, again, take care and think about what you are doing; for instance you cannot do this with the example shown opposite—can you see why?



The smallest unit of the pattern below, drawn at the same scale, and showing the grid lines which have informed its design.



Notice how leaves and petals have been positioned along the edges of the tile, with the centers of flowers at the centers of rotation points.



SYMMETRY


regular and beautiful



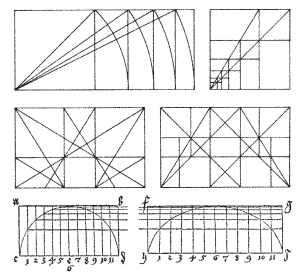
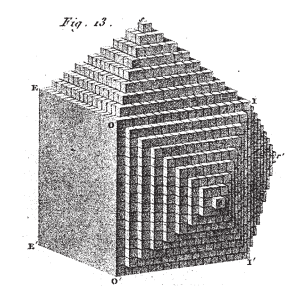
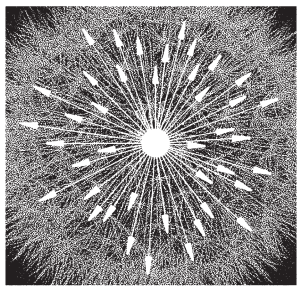


Symmetry means ‘measuring together’, and things are termed symmetrical when they possess harmonious proportions, often between repeated elements. Elements may be repeated in a number of different ways: displaced, reflected, rotated, spiraled, scaled, stretched, folded, or multiple combinations of these.

Symmetries can be manifest (clear) or occult (hidden). For example, the balanced weights below (*center*) hint at the equations of mathematics and physics that model the hidden symmetries which underlie the physical world. Symmetry is the subject of an entire book in this series, and the images below and opposite are suggestive rather than complete. Apart from the symmetries listed above, there are also topological or mapping symmetries (*below right*), branching symmetries, fractal symmetries (where parts are images of the whole), crystal symmetries, electron orbital symmetries, aperiodic symmetries (*see Li symmetries, page 120*), radial symmetries, permutation symmetries, series symmetries (*for example phyllotaxis, page 324*) and species of asymmetries.

It is important to realise that geometry and harmony are themselves merely forms of symmetry, especially in the way their products are appreciated as aesthetic. The plot of a film or novel can likewise be thought of as symmetrical, as can notions of fate or justice.

‘Measuring together’ can indeed mean many things.





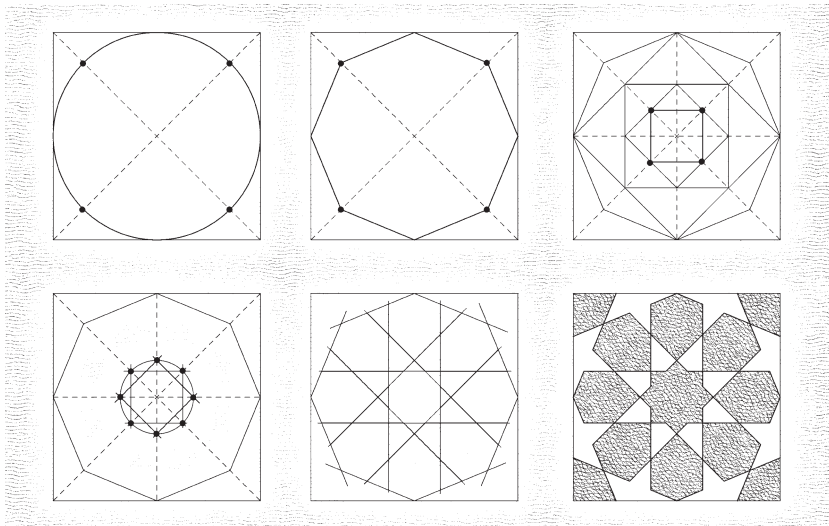
ISLAMIC DESIGNS


stars are born from subgrids

Islamic patterns speak of infinity and the omnipresent center.

For the pattern opposite, start with six circles round one, developing a grid of overlapping dodecagons from triangles, squares and hexagons (see pages 73 and 99). The key points now are halfway along the side of every polygon. These are joined up in a special way and extended as shown in the top part of the diagram. Many beautiful patterns are sitting in every simple subgrid, just waiting to be pulled out.

The subgrids themselves are rarely shown in traditional art. They are considered part of the underlying structure of reality, with the cosmos overlaid—‘cosmos’ means ‘adornment’.





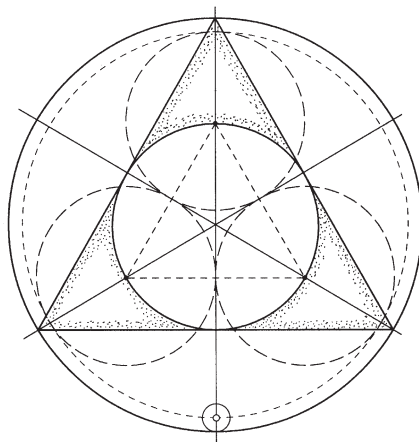
A CHURCH WINDOW

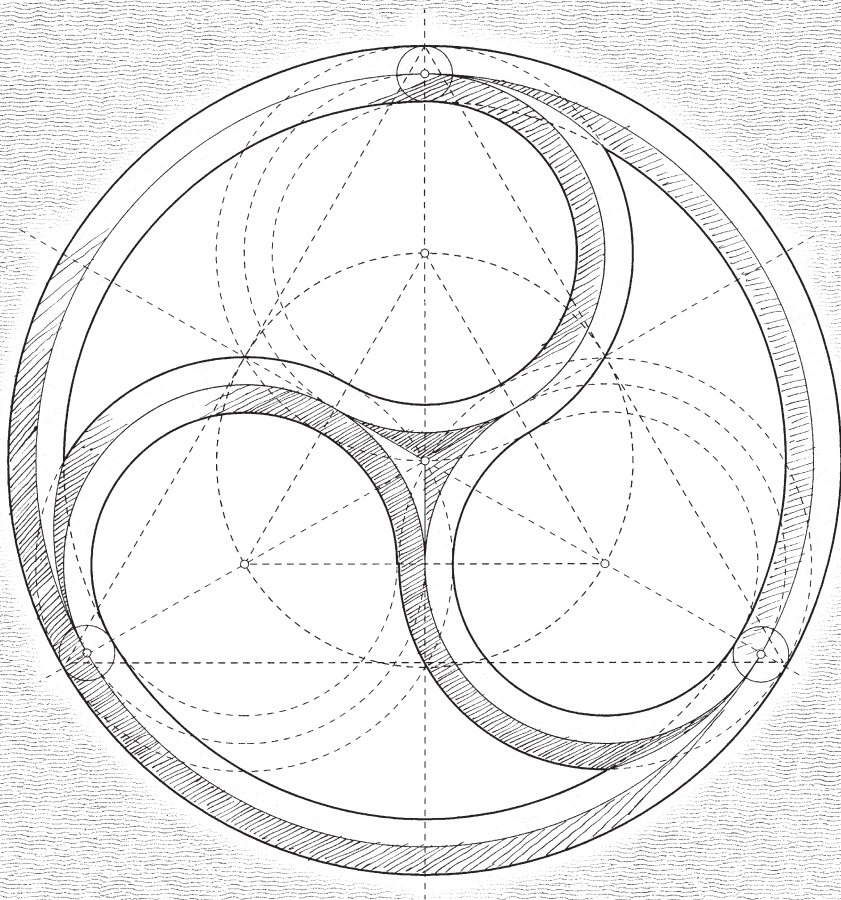
not far from the Isle of Man

A piece of church window masonry is shown opposite. The design speaks of the implicit trinity in unity. It is a very beautiful design and remarkably satisfying to draw. See if you can follow its construction from the diagram below, which begins with the enclosing circle. Notice how every detail is defined by the geometry.

Draw a large circle and divide it into six. In this circle draw a large triangle and inscribe a circle to fit inside it. This gives the centers of three touching circles (the center-lines of the tracery). Notice how these circles do not touch either the outer circle or the center of the window. A small circle (*at the bottom of the image below*) then assists in giving the width of the stone tracery itself, enabling the inner, middle and outer edges of tracery to be defined.

Now see if you could draw the tracery on the next page.





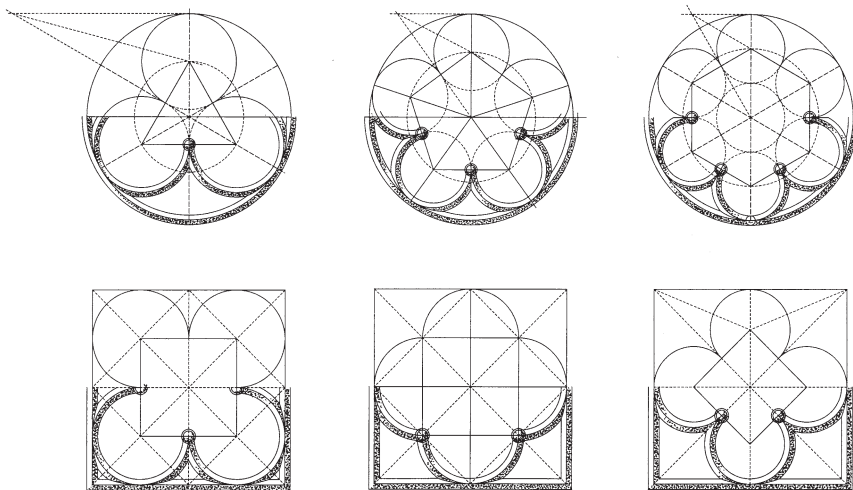
TREFOILS AND QUATREFOILS


the geometry behind tracery

Everything is made of light, all matter is, and without matter there would be no sound. Atoms and planets arrange themselves in geometrical patterns. How profound then is a window, which allows the passage of light into an otherwise dark space.


The designs of church windows follow many rules, forms and traditions, and some clues are given on these pages. The easiest to draw are the three quatrefoils (*bottom row of this page*).

The south window of Lincoln cathedral with its striking double *vesica* is shown opposite, and below it three famous and very early west windows, from Chartres, Evreux and Rheims cathedrals. A good balance is kept between line and curve.







Lincoln



Chartres



Evreux



Rheims

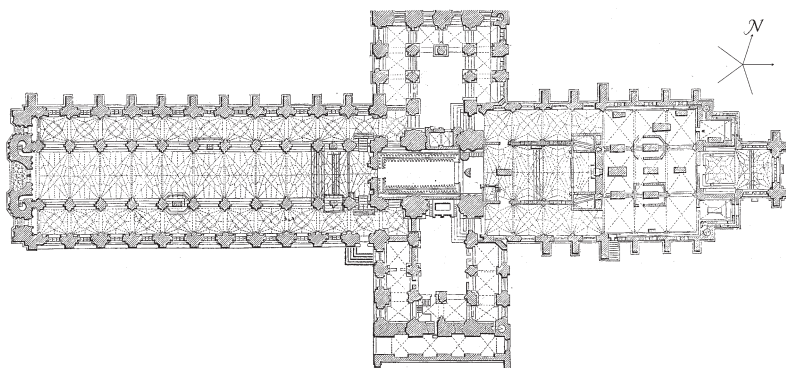
STONE CIRCLES AND CHURCHES

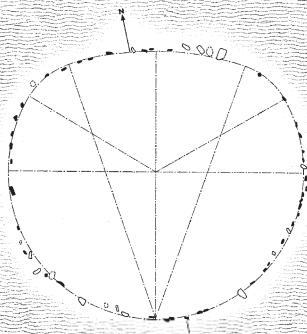
vesicas in action for over 4,000 years

Four flattened stone circles are shown opposite with their consistent geometry as discovered by Professor Thom. On the left are examples of the type-A shape, on the right type-Bs. The *vesica*-based constructions are also shown (see page 68 for *vesica*).

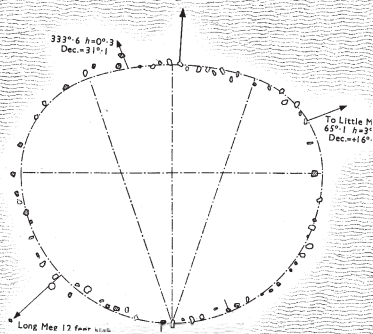
Shown on this page is the ground plan of Winchester Cathedral. An interplay of simple *vesica*-based triangular and square systems, *ad triangulum* and *ad quadratum*, underlies the plans of many ecclesiastical buildings (see top row page 83).

The design of a sacred building, whether church, stone circle or temple, requires the designer to marry the universal symbolism of the geometrical moves he or she is making with the specific religious language. Local factors also go into the cauldron, for example Sun, star or Moon rise and set positions, or nearby sacred hills, springs or leys. Below we see Winchester Cathedral's axis pointing 72° from north, creating a magical magnetic pentagram.

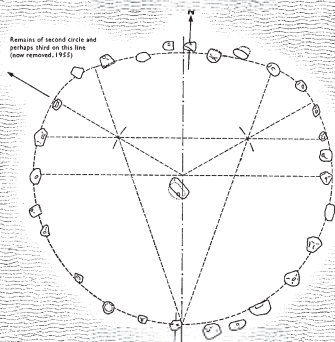




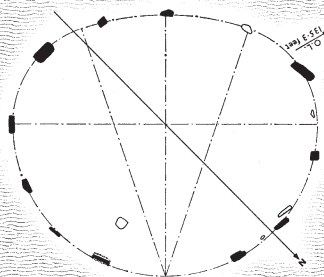
Dinnever Hill



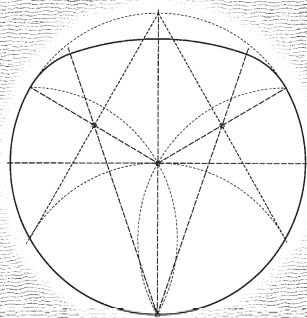
Long Meg



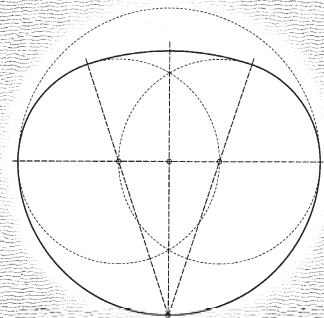
Cambret Moor



Barbrook



Type-A flattened stone circle



Type-B flattened stone circle

DELIGHTFUL ARCHES

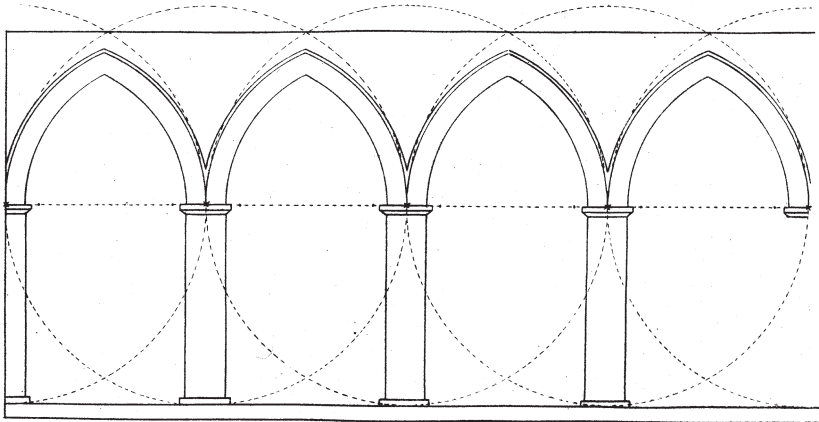
how to draw a few of the many


Arches take remarkably similar forms all over the world and a few are shown here. Living trees often make the best arches.

The top row opposite shows five two-centered arches. Their span has been divided into 2, 3, 4, 5, and 5 again. The straight dotted lines show the radii of their arcs. The heights of arches can vary but for these five their heights are defined by a rectangle which gives a musical interval, thus 2:3, 3:4 and so on (*page 84*).

The second row of arches opposite are four-centered. The curve of the arch changes at positions given by the solid line. Ideas for defining their heights are also given.

The bottom two arches opposite are a horseshoe arch, which can also be pointed, and a pointed arch. The pointed arch seems to turn up—‘the return’—but the lines are actually dead straight.





A CELTIC SPIRAL

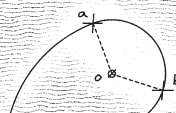
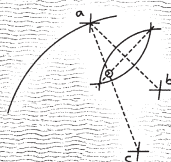
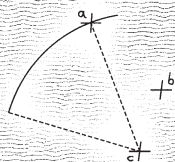

Euclidean geometry in ancient Ireland

The design shown opposite comes from a four inch bronze disc found on Loughan Island in Northern Ireland, and dated to around 2000 years ago. It is an exceptionally beautiful example of the early Celtic style. As we have already seen with stone circles and arches, the seamless conjunction of multiple arcs can be highly aesthetic and it reached its perfection in the early Celtic period.

Many early Celtic pieces show evidence of compass use and the final drawing for this disc required no less than 42 separate compass-point positions! It is thought that the master artists who created these designs started with a basic geometric template, such as a touching circles pattern, then sketched their forms before returning to geometry to tighten everything up so that their curves all became arcs, sections of circles. This gives a tautness to the curves. In this way intuition and intellect work together.

The lower sequence of pictures shows how to plot arcs through points. The first diagram shows an arc centered on $\langle c \rangle$. We want the arc to change effortlessly at $\langle a \rangle$ and then pass through $\langle b \rangle$. What do we do? Find the perpendicular bisector between points $\langle a \rangle$ and $\langle b \rangle$ by opening the compass, describing two equal arcs from $\langle a \rangle$ and $\langle b \rangle$, and drawing the line through their intersections (*lower, opposite center*). This cuts the $\langle a-c \rangle$ line at a new point $\langle o \rangle$ which then becomes the center we were looking for (*lower right*).

All of the beautiful curves in the Loughan Island disc are drawn and tautened in this simple and elegant manner.



The idea that circles or arcs of circles are the only truly heavenly curves finds its way into many philosophies of sacred art. The technique above may be used in any application to refine a curvy sketch or design and give it that elusive magical quality.


PENTAGONAL POSSIBILITIES

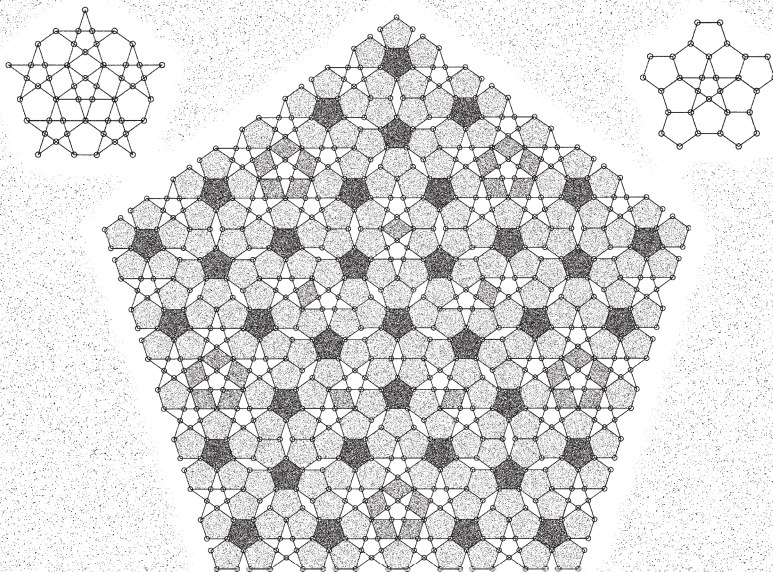
those phantastic phizzy phives

Although the regular pentagon does not tile on the plane, it does do various other things which no good book on sacred geometry should omit to mention. One of these, taken from studies by Johannes Kepler (1571–1630), involves a ‘seed’ pattern can be grown *from the cente* (*opposite top*). The grey pentagons leave spaces which are bits of pentagrams and vice versa. The design is riddled with examples of the Golden Section. Two other seeds are shown.


In Roger Penrose’s famous pentagonal tiling (*lower, opposite*) two shapes tile to fill the plane with aperiodic ‘not-repeating’ pentagonal elements at all scales. These patterns have recently been found to underlie the nature of most liquids. They are, for instance, cross-sections through water.

Shown below are the fourteen types of irregular convex pentagon which tile the plane.





Kepler's early 17th century infinite pentagonal system and below, Penrose's 20th century pair of tiles which fill the plane



LI SYMMETRIES


formed in time






Li symmetries are so familiar to us that we almost don't notice them. They surround us and pervade the natural world, but it was only in the 1950s that these enigmatic forms of symmetry began to be understood as self-organising systems through the pioneering work of Alan Turing. The Chinese, however, have been studying them for millennia, and it is from them that they get their name.

Li symmetries may be distinguished from static symmetries in that they are primarily caused by the interaction between processes and materials. For instance the repeated action of wind over sand produces the familiar ribbing of sand dunes, a symmetry which can occur at different scales. Likewise, the action of heat on wet clay creates crack patterns which also closely resemble the layout of many towns and cities, even down to relatively small details such as the width of the roads (*see David Wade's illustrations opposite*).

Li symmetries extend into animal markings, stretch patterns such as tree barks, cloud patterns, and many other areas of nature.

Next time you are out and about, see how many you can spot!





THE SEVENTEEN SYMMETRIES

from slide, spin and mirror


The Arab alchemist Jabir ibn Hayyan, known in the West as Geber, regarded 17 as the numerical basis of the physical world.


Using a very simple sample design the next three pages explore the three basic operations of rotation, reflection and sliding. These, combined with the three regular tilings, give seventeen ‘wallpaper’ or plane symmetry groups which are shown below, opposite, and on the next page (*after Critchlow*). The final facing page shows the seven possible frieze symmetries derived in the same way.

This visual key can be very useful when creating repeats for fabric or pottery patterns (*see too pages 102–103*). ‘Pattern’, by the way, comes from the Latin word *pater*, meaning ‘father’, in the same way that ‘matrix’ comes from *mater*, meaning ‘mother’.

Remember, not all stencils can be turned over (reflected) without making a mess, so choose your repeat units with care.

And on that rather practical note this dense little book on one of the oldest subjects on Earth has now reached its end. I hope you have gleaned enough ideas from it to create something good, true and beautiful next time you get designing!






cm




pm




pgg




p4




pmg



pmm




cmm



p4g



p4m




p3




p3m1



p6



p31m



p6m



T – translation only



TG – translation and glide reflection



TV – translation and vertical reflection



TR – translation and rotation



TRVG – translation, rotation, vertical reflection, and glide reflection

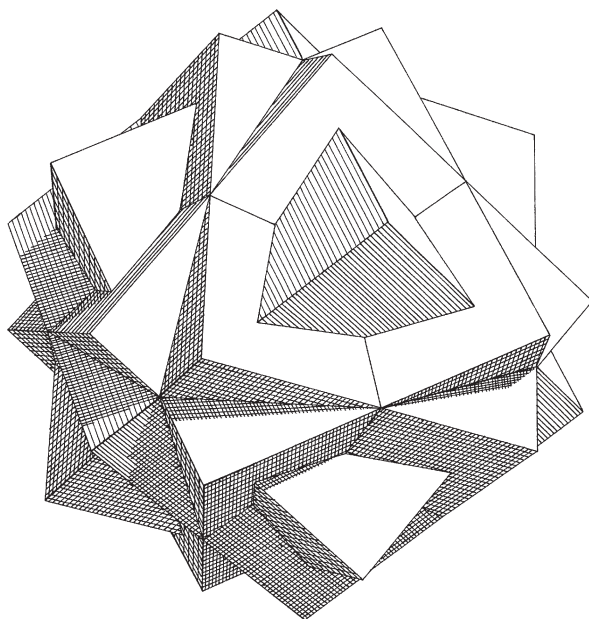


THG – translation, horizontal reflection, and glide reflection

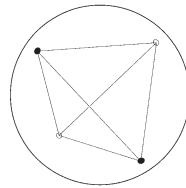
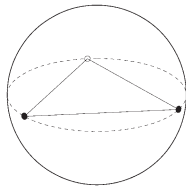
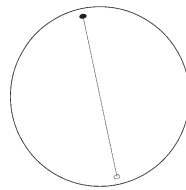
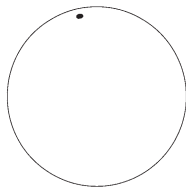


TG – translation, rotation, horizontal reflection, vertical reflection, and glide reflection


BOOK III



PLATONIC & ARCHIMEDEAN SOLIDS



Daud Sutton



INTRODUCTION

IMAGINE A SPHERE. It is Unity's perfect symbol. Each point on its surface is identical to every other, equidistant from the unique point at its center.

Establishing a single point on the sphere allows others to be defined in relation to it. The simplest and most obvious relationship is with the point directly opposite, found by extending a line through the sphere's center to the other side. Add a third point and space all three as far from each other as possible to define an equilateral triangle. The three points lie on a circle with radius equal to the sphere's and sharing its center, an example of the largest circles possible on a sphere, known as *great circles*. Point, line and triangle occupy zero, one and two dimensions respectively. It takes a minimum of four points to define an uncurved three-dimensional form.

This section of *Quadrivium* charts the unfolding of number in three-dimensional space through the most fundamental forms derived from the sphere. A cornerstone of mathematical and artistic inquiry since antiquity, after countless generations these beautiful forms continue to intrigue and inspire.

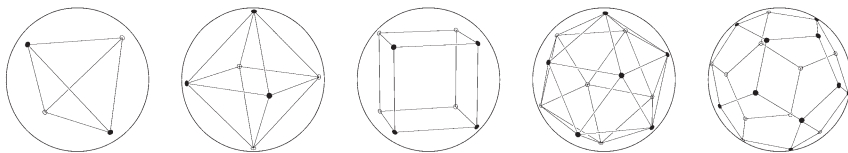
THE PLATONIC SOLIDS

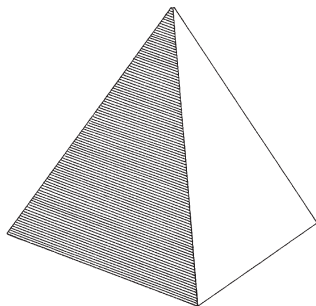
beautiful forms unfold from unity

IMAGINE YOU ARE ON A DESERT ISLAND; there are sticks, stones, and sheets of bark. If you start experimenting with three-dimensional structures you may well discover five ‘perfect’ shapes. In each case they look the same from any *vertex* (corner point), their faces are all made of the same regular shape, and every edge is identical. Their vertices are the most symmetrical distributions of four, six, eight, twelve, and twenty points on a sphere (*below*).

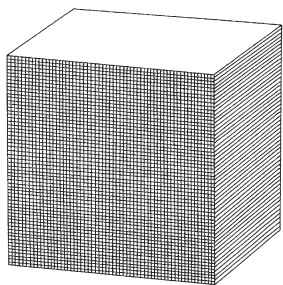
These forms are examples of *polyhedra*, literally ‘many seats’ and, as the earliest surviving description of them as a group is in Plato’s *Timaeus*, they are often called the Platonic Solids. Plato lived from 427 to 347 BC, but there is evidence that the Platonic Solids were discovered much earlier.

Three of the solids have faces of equilateral triangles—three, four, or five meeting at each vertex—and have names deriving from their number of faces; the *tetrahedron* is made from four, the *octahedron* eight, and the *icosahedron* twenty. The 3-4-5 theme continues with the common *cube*, with its six square faces, and the *dodecahedron* with its twelve regular pentagonal faces. Over the pages which follow we will get to know these striking three-dimensional forms better.

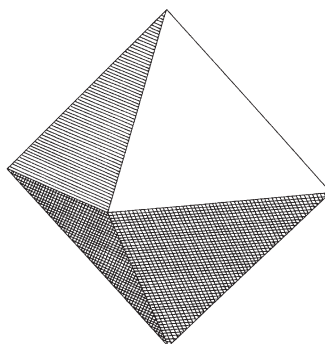




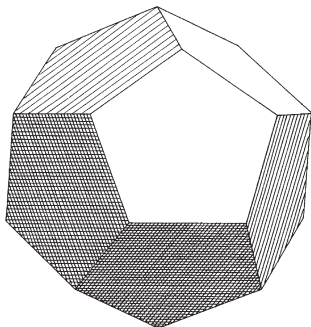
tetrahedron



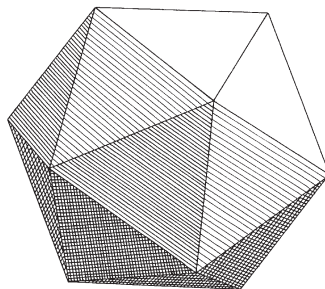
cube



octahedron



dodecahedron



icosahedron

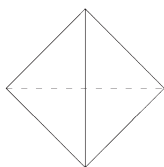
THE TETRAHEDRON

4 faces : 6 edges : 4 vertices

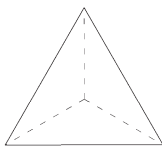
The tetrahedron is composed of four equilateral triangles, with three meeting at every vertex. Its vertices can also be defined by the centers of four touching spheres (*lower, opposite right*). Plato associated its form with the element of Fire because of the penetrating acuteness of its edges and vertices, and because it is the simplest and most fundamental of the regular solids. The Greeks also knew the tetrahedron as *puramis*, whence the word *pyramid*. Curiously the Greek word for fire is *pur*.

The tetrahedron has three 2-fold axes, passing through the midpoints of its edges, and four 3-fold axes, each passing through one vertex and the center of the opposite face (*below*). Any polyhedron with these axes of rotation has *tetrahedral symmetry*.

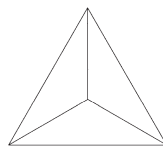
Each Platonic Solid is contained by its *circumsphere*, which just touches every vertex. The Solids also define two more spheres: their *midsphere*, which passes through the midpoint of every edge, and their *insphere*, which is contained by the solid, perfectly touching the center of every face. For the tetrahedron the *inradius* is one third of the *circumradius* (*lower, opposite left*).




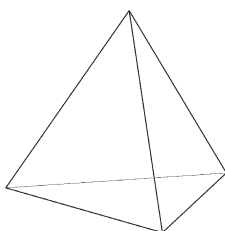
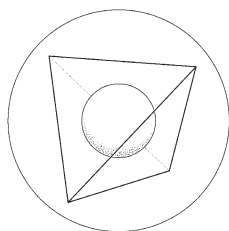

edge on : 2-fold



face on : 3-fold



from vertex : 3-fold



THE OCTAHEDRON

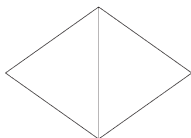
8 faces : 12 edges : 6 vertices

The octahedron is made of eight equilateral triangles, four meeting at every vertex. Plato considered the octahedron an intermediary between the tetrahedron, or Fire, and the icosahedron, or Water, and thus ascribed it to the element of Air. The octahedron has six 2-fold axes passing through opposite edges, four 3-fold axes through its face centers and three 4-fold axes through opposite vertices (*below*). Solids combining these rotation axes display *octahedral symmetry*.

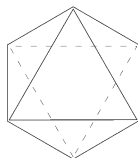
Greek writings attribute the discovery of the octahedron and icosahedron to Theaetetus of Athens (417–369 BC). Book XIII of Euclid's *Elements* (see page 144) is thought to be based on Theaetetus' work on the regular solids.

The octahedron's circumradius is bigger than its inradius by a factor of $\sqrt{3}$ (see page 377). The same relationship occurs between the circumradius and inradius of the cube, and between the circumradius and *midradius* (and the midradius and inradius) of the tetrahedron.

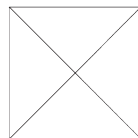
The tetrahedron, the octahedron and the cube are all found in the mineral kingdom. Mineral diamonds and common fluorite crystals often form octahedra.



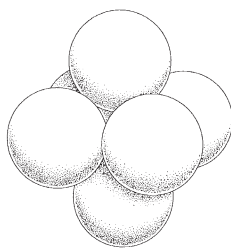
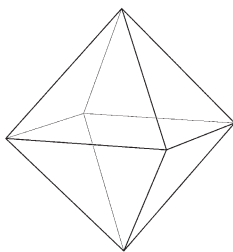
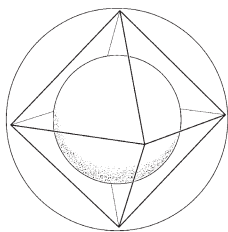

edge on : 2-fold



face on : 3-fold



from vertex : 4-fold



THE ICOSAHEDRON

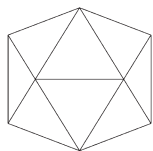
20 faces : 30 edges : 12 vertices

The icosahedron is composed of twenty equilateral triangles, five to a vertex. It has fifteen 2-fold axes, ten 3-fold axes and six 5-fold axes (*below*), known as *icosahedral symmetry*. When the tetrahedron, octahedron, and icosahedron are made of identical triangles, the icosahedron is the largest. This led Plato to associate the icosahedron with Water, the densest and least penetrating of the three fluid elements: Fire, Air, and Water.

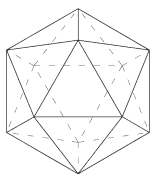
The angle where two faces of a polyhedron meet at an edge is known as a *dihedral angle*. The icosahedron is the Platonic Solid with the largest dihedral angles.

If you join the two ends of an icosahedron's edge to the center of the solid an isosceles triangle is defined—the same as the triangles that make up the faces of the Great Pyramid at Giza. Opposing edges of an icosahedron form Golden Section rectangles (*see page 152*).

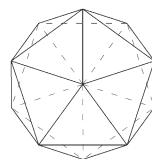
Arranging twelve equal spheres to define an icosahedron leaves space at the center for another sphere just over nine tenths as wide as the others (*lower, opposite right*).



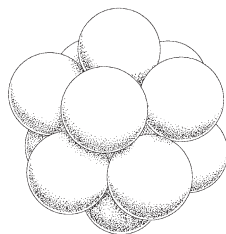
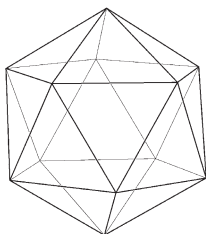
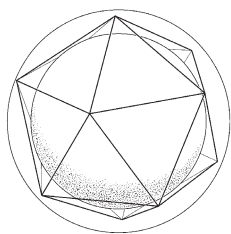
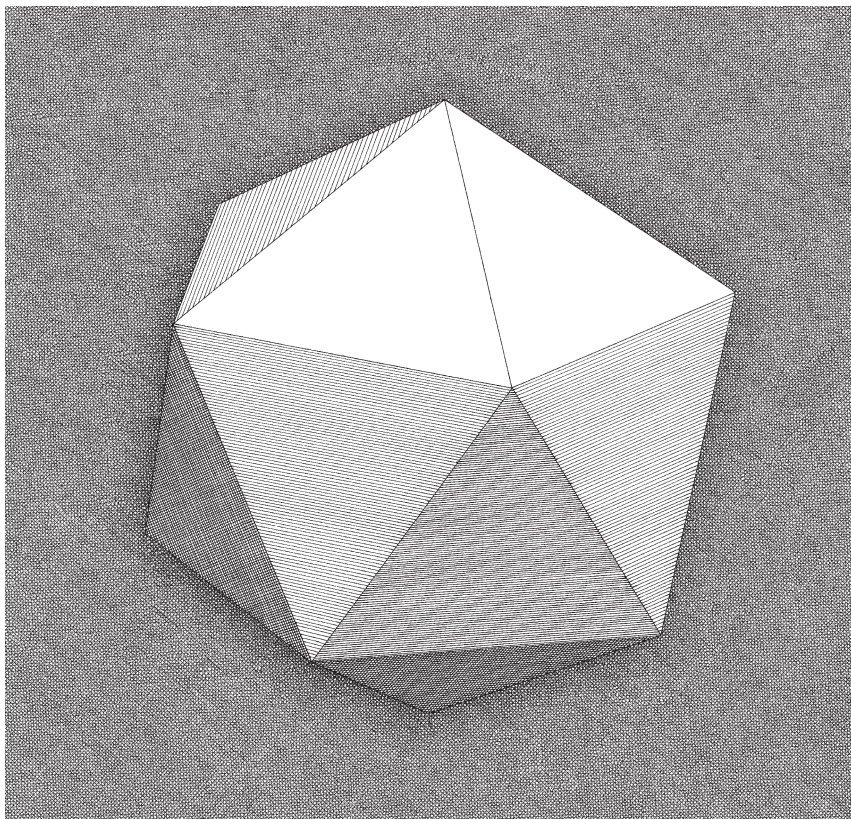
edge on : 2-fold



face on : 3-fold



from vertex : 5-fold



THE CUBE

6 faces : 12 edges : 8 vertices

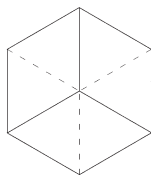
The cube has octahedral symmetry (*below*). Plato assigned it to the element of Earth due to the stability of its square bases. Aligned to our experience of space, it faces forwards, backwards, right, left, up, and down, corresponding to the six directions North, South, East, West, zenith, and nadir. As we saw in BOOK I of this volume, six is the first perfect number, with factors adding up to itself ($1+2+3=6$).

Add the cube's twelve edges, the twelve face diagonals and the four interior diagonals to find a total of twenty-eight straight paths joining the cube's eight vertices to each other. Twenty-eight is the second perfect number ($1+2+4+7+14=28$).


Islam's annual pilgrimage is to the Kaaba, literally Cube, in Mecca. The sanctuary of the Temple of Solomon was a cube, as is the crystalline New Jerusalem in Saint John's revelation. In 430 BC the oracle at Delphi instructed the Athenians to double the volume of the cubic altar of Apollo, whilst maintaining its shape. 'Doubling the cube', as the problem became known, ultimately proved impossible using Euclidean geometry alone.



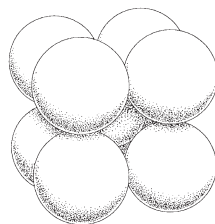
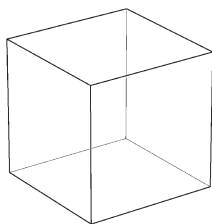
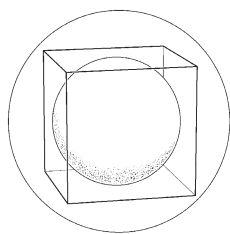

edge on : 2-fold



from vertex : 3-fold



face on : 4-fold



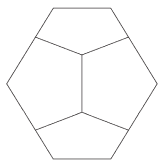
THE DODECAHEDRON

12 faces : 30 edges : 20 vertices

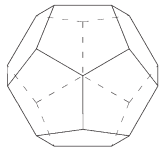
The beautiful dodecahedron has twelve regular pentagonal faces, three of which meet at every vertex. Its symmetry is icosahedral (*below*). Like the tetrahedron, or pyramid, and the cube, the dodecahedron was known to the early Pythagoreans and was commonly referred to as *the sphere of twelve pentagons*. Having detailed the other four solids and ascribed them to the elements, Plato's *Timaeus* says enigmatically "There remained a fifth construction which God used for embroidering the constellations on the whole heaven."

A dodecahedron sitting on a horizontal surface has vertices lying in four horizontal planes which cut the dodecahedron into three parts. Surprisingly, the middle part is equal in volume to the others, so each is one third of the total! Also, when set in the same sphere, the surface areas of the icosahedron and dodecahedron are in the same ratio as their volumes, and their inspheres are identical.

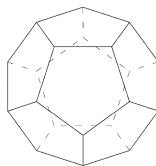
'Fool's Gold', or *iron pyrite*, forms crystals much like the dodecahedron, but don't be fooled, their pentagonal faces are not regular and their symmetry is tetrahedral.



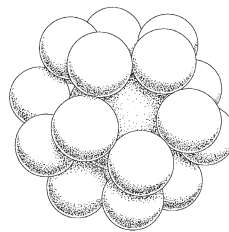
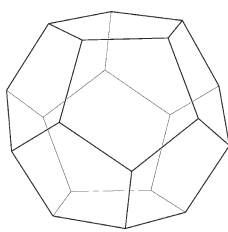
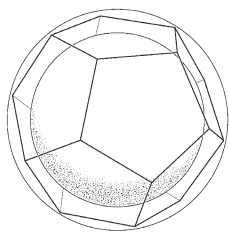

edge on : 2-fold



from vertex : 3-fold



face on : 5-fold




A SHORT PROOF

are there really only five?

A *regular polygon* has equal sides and angles. A *regular polyhedron* has equal regular polygon faces and identical vertices. The Platonic Solids are the only possible *convex regular polyhedra*. In book XIII of his *Elements* Euclid of Alexandria (ca. 325–265 BC) proves that each of these five convex regular polyhedra can be constructed, and concludes by demonstrating that there are no other possibilities.

At least three polygons are needed to make a *solid angle*. Using equilateral triangles this is possible with three $\langle a \rangle$, four $\langle b \rangle$ and five $\langle c \rangle$ around a point. With six the result lies flat $\langle d \rangle$. Three squares make a solid angle $\langle e \rangle$, but with four $\langle f \rangle$ a limit similar to six triangles is reached. Three regular pentagons form a solid angle $\langle g \rangle$, but there is no room, even lying flat, for four or more. Three regular hexagons meeting at a point lie flat $\langle h \rangle$, and higher polygons cannot meet with three around a point, so a final limit is reached. Since only five solid angles made of identical regular polygons are possible, there are at most five possible convex regular polyhedra.

The angle left as a gap when a polyhedron's vertex is folded flat is its *angle deficiency*. René Descartes (1596–1650) discovered that the sum of a convex polyhedron's angle deficiencies always equals 720° , or two full turns. Later, in the eighteenth century, Leonhard Euler (1707–1783) noticed another peculiar fact: in every convex polyhedron the number of faces minus the number of edges plus the number of vertices equals two.



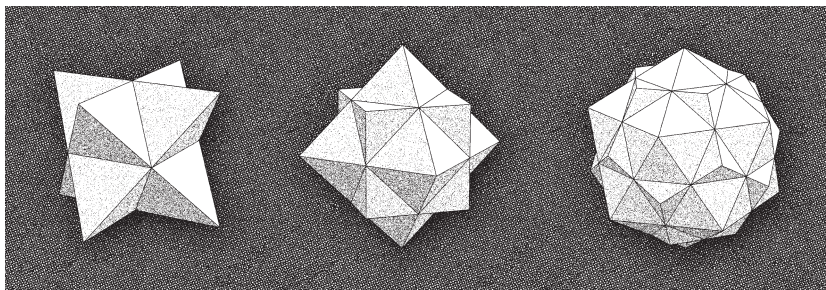
ALL THINGS IN PAIRS

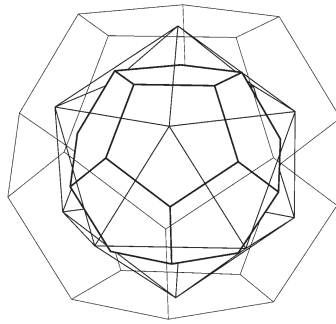
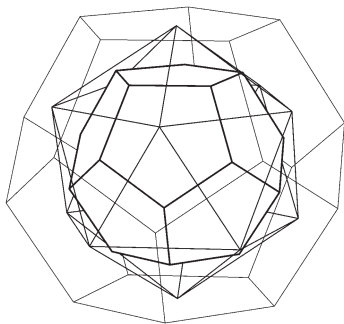
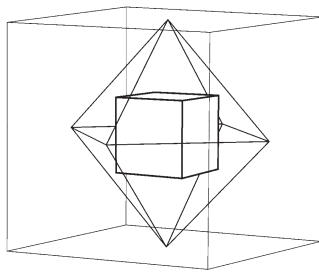
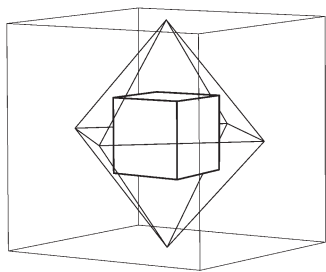
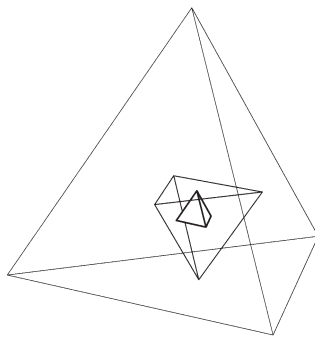
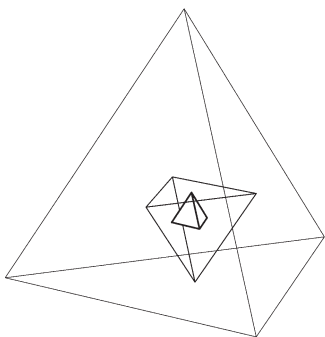
platonic solids two by two

What happens if we join the face-centers of the Platonic Solids? Starting with a tetrahedron, we discover another, inverted, tetrahedron. The face-centers of a cube produce an octahedron, and an octahedron creates a cube. The icosahedron and dodecahedron likewise produce each other. Two polyhedra whose faces and vertices correspond perfectly are known as each other's *duals*. The tetrahedron is *self-dual*. Dual polyhedra have the same number of edges and the same symmetries.

The illustrations opposite are stereogram pairs. Hold the book at arm's length and place a finger vertically, midway to the page. Focus on the finger and then bring the central blurred image into focus. The image should jump into three dimensions!

Dual pairs of Platonic Solids can be married with their edges touching at their midpoints to give the compound polyhedra shown below. Everything in Creation has its counterpart or opposite, and the dual relationships of the Platonic Solids are a beautiful example of this principle.






AROUND THE GLOBE

in elegant ways

Plato's cosmology constructs the Elemental Solids from two types of right-triangular atom. The first atom is half an equilateral triangle, six of which then compound to produce larger equilateral triangles; these go on to form the tetrahedron, octahedron and icosahedron. The second triangular atom is a diagonally halved square, which appears in fours, making squares which then form cubes.

The Platonic Solids have planes of symmetry dividing them into mirror image halves; the tetrahedron has six mirror planes, the octahedron and cube have nine, and the icosahedron and dodecahedron have fifteen. When the tetrahedron, octahedron and icosahedron are constructed from Plato's triangular atoms, paths are defined which make their mirror planes explicit. The cube however needs twice as many triangular divisions as Plato gave it (*top row*) to delineate all its mirror planes (*middle row*).

Projecting the subdivided Platonic Solids onto their circumspheres produces three spherical systems of symmetry. Each spherical system is defined by a characteristic spherical triangle with one right angle, and one angle of one third of a half turn. Their third angles are respectively one third of a half turn (*top row*), one quarter of a half turn (*middle row*) and one fifth of a half turn (*lower row*). This sequence of $\frac{1}{3}$, $\frac{1}{4}$, and $\frac{1}{5}$ elegantly inverts the Pythagorean whole number triple 3, 4, 5.



ROUND AND ROUND


lesser circles

Any navigator will tell you that the shortest distance between two points on a sphere's surface is always an arc of a *great circle*. When a polyhedron's edges are projected onto its circumsphere the result is a set of great circle arcs known as a *radial projection*. Opposite, the left hand column shows the radial projections of the Platonic Solids with their great circles shown in dotted line.

A spherical circle smaller than a great circle is called a *lesser circle*. Tracing a circle around all the faces of the Platonic Solids set in their circumspheres generates the patterns of lesser circles shown in the middle column. The apocryphal book xiv of Euclid's *Elements* proves that when set in the same sphere, the lesser circles around the dodecahedron's faces (*fourth row*) are equal to the lesser circles around the icosahedron's faces (*fifth row*). The same is true of the cube (*second row*) and the octahedron (*third row*) as a pair.

Shrink the lesser circles in the middle column until they just touch each other to define the five spherical curiosities in the right hand column. Many neolithic carved stone spheres have been found in Scotland carved with the same patterns as the first four of these arrangements (*see page 74*). The dodecahedral carvings of twelve circles on a sphere, some 4,000 years old, are the earliest known examples of man-made designs with icosahedral symmetry.

Large lesser circle models can be made from circles of willow, or cheap hula-hoops, lashed together with wire, string, or tape.

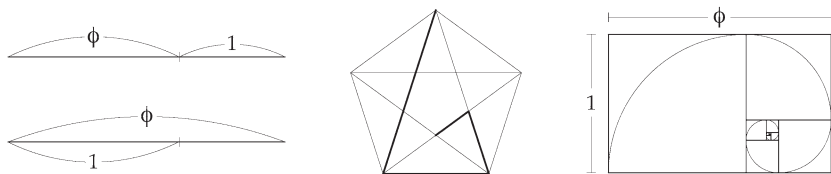


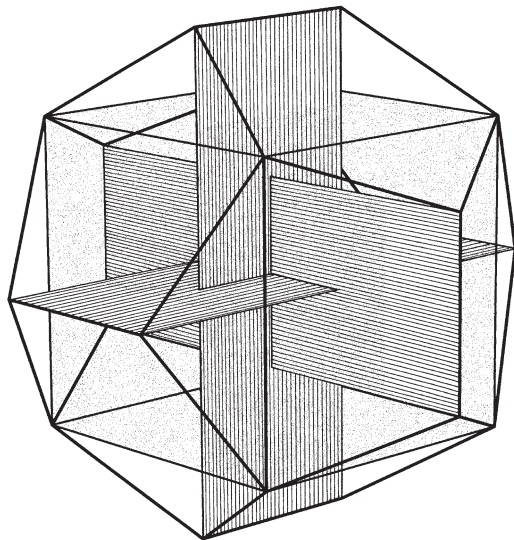
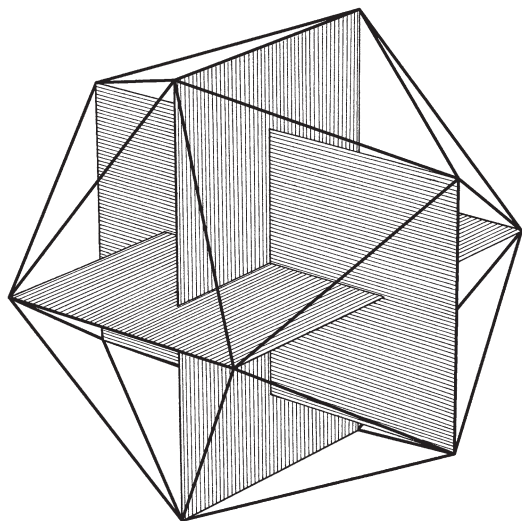
THE GOLDEN SECTION

and some intriguing juxtapositions

Dividing a line so that the shorter section is to the longer as the longer section is to the whole line defines the Golden Section (*below*). The Golden Section proportion is an irrational number, inexpressible as a simple fraction (*see pages 54 and 377*). Its value is one plus the square root of five, divided by two—approximately 1.618. It is represented by the Greek letter Φ (*phi*), or sometimes by τ (*tau*). Φ has intimate connections with unity; Φ times itself (Φ^2) is equal to Φ plus one (2.618...), and one divided by Φ equals Φ minus one (0.618...). It is innately related to fivefold symmetry; the heavy lines in the pentagram below form a continuous series of Golden Section relationships.

Remove a square from one side of a Golden Section rectangle and the remaining rectangle will also have sides in the Golden Section. This process can continue indefinitely and establishes a Golden Section spiral (*below right*). Remarkably, an icosahedron's twelve vertices are defined by three perpendicular Golden Section rectangles (*opposite top*). The dodecahedron is richer still. Twelve of its twenty vertices are defined by three perpendicular Φ^2 rectangles, and the remaining eight vertices are found by adding a cube of edge length Φ (*lower, opposite*).





POLYHEDRA WITHIN POLYHEDRA

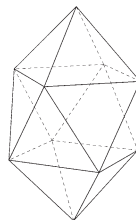
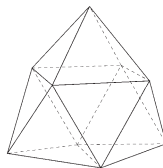
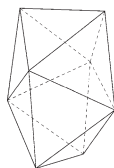
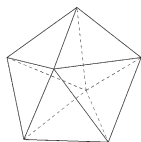
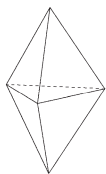
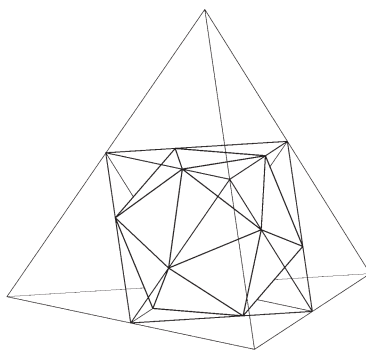
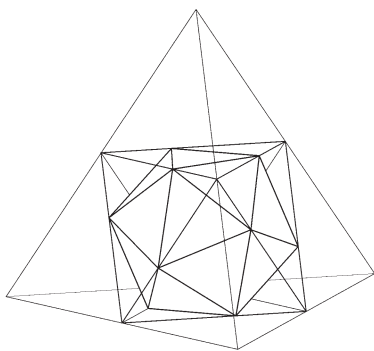
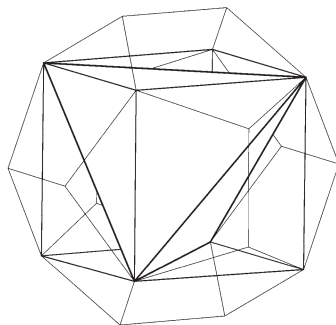
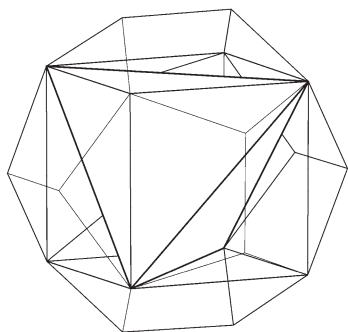
and so proceed ad infinitum

The Platonic Solids fit together in remarkable and fascinating ways; the appendix on page 376 shows many relationships. The upper stereogram pair opposite shows a dodecahedron with edge length one. Nested inside it is a cube, edge length Φ , and a tetrahedron, edge length $\sqrt{2}$ times the cube's (see page 377). The tetrahedron occupies one third of the cube's volume.

In the lower stereogram pair opposite, the six edge midpoints of the tetrahedron define the six vertices of an octahedron. As well as halving the tetrahedron's edges this octahedron has half its surface area and half its volume, perfectly embodying the musical octave ratio of 1:2. Similarly the twelve edges of the octahedron correspond to the twelve vertices of a nested icosahedron. The icosahedron's vertices cut the octahedron's edges perfectly in the Golden Section (see page 146 for instructions on how to make these stereogram images to jump into 3-D).

Imagine these two sets of nestings combining to give all five Platonic Solids in one elegant arrangement. Since the outer dodecahedron defines a larger icosahedron by their dual relationship, and the inner icosahedron likewise defines a smaller dodecahedron, the nestings can be continued outwards and inwards to infinity.

The tetrahedron, octahedron, and icosahedron, made entirely from equilateral triangles, are *convex deltahedra*. There are only five other possible convex deltahedra, all shown lower, opposite.




COMPOUND POLYHEDRA

a stretch of the imagination

The interrelationships on the previous page generate particularly beautiful compound polyhedra. Fix the position of an icosahedron, and octahedra can be placed around it in five different ways, giving the compound of five octahedra (*top left*). Similarly the cube within the dodecahedron, placed five different ways, generates the compound of five cubes (*top right*). The tetrahedron can be placed in the cube two different ways to give the compound of two tetrahedra shown on page 146. Replace each of the five cubes in the dodecahedron with two tetrahedra to give the compound of ten tetrahedra (*middle left*). Remove five of the tetrahedra from the compound of ten, to leave the compound of five tetrahedra (*middle right*). This occurs in two versions, right-handed or *dextro* and left-handed or *laevo*; the two versions cannot be superimposed and are described as each others' *enantiomorphs*. Polyhedra or compounds with this property of 'handedness' are described as *chiral*.

Returning to the cube and dodecahedron, and this time fixing the cube, there are two ways to place the dodecahedron around it. The result of both ways used simultaneously is the compound of two dodecahedra (*lower left*). In the same way the octahedron and icosahedron pair gives the compound of two icosahedra (*lower right*). Many other extraordinary compound polyhedra are possible, for example Bakos' compound of four cubes is shown on page 128.



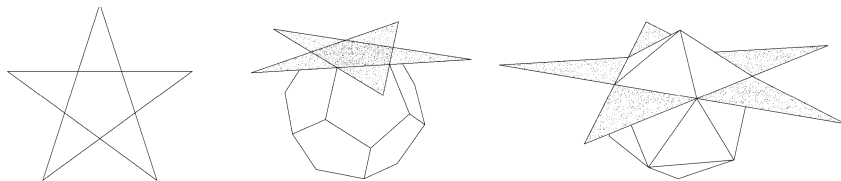
THE KEPLER POLYHEDRA


the stellated and great stellated dodecahedron

The sides of some polygons can be extended until they meet again, for example the regular pentagon extends to form a five-pointed star, or pentagram (*below*). This process is known as *stellation*. Kepler had a great fascination with polyhedra (*see for example page 306*) and proposed the application of stellation to them, observing the two possibilities of stellation by extending edges, and stellation by extending face planes. Applying the first of these to the dodecahedron and icosahedron (*below*) he discovered the two polyhedra illustrated opposite and named them the larger and smaller icosahedral hedgehogs!

Their modern names, the stellated dodecahedron (*opposite top*) and the great stellated dodecahedron (*lower, opposite*), reveal that these polyhedra are also two of the face stellations of the dodecahedron. Each is made of twelve pentagram faces, one with five, the other with three to every vertex. They have icosahedral symmetry.

Although its five sides intersect each other, the pentagram has equal edges and equal angles at its vertices and so can be considered a *non-convex regular polygon*. Likewise, these polyhedra can be regarded as *non-convex regular polyhedra*.



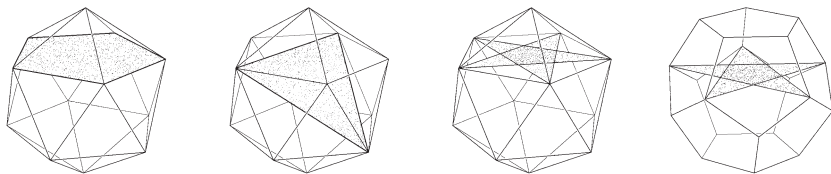



THE POINSOT POLYHEDRA

the great dodecahedron and great icosahedron

Louis Poinset (1777–1859) investigated polyhedra independently of Kepler, rediscovering Kepler's two icosahedral hedgehogs and also discovering the two polyhedra shown here, the great dodecahedron (*top*) and the great icosahedron (*lower*). Both of these polyhedra have five faces to a vertex, intersecting each other to give pentagram *vertex figures*. The great dodecahedron has twelve pentagonal faces and is the third stellation of the dodecahedron. The great icosahedron has twenty triangular faces and is one of an incredible fifty-eight possible stellations of the icosahedron (often numbered as fifty-nine including the icosahedron itself). These stellations also include the compounds of five octahedra, five tetrahedra, and ten tetrahedra.

A non-convex regular polyhedron must have vertices arranged like one of the Platonic Solids. Joining a polyhedron's vertices to form new types of polygon within it is known as *faceting*. The possibilities of faceting the Platonic Solids produce the compounds of two and ten tetrahedra, the compound of five cubes, the two Poinset polyhedra (*below left*) and the two Kepler star polyhedra (*below right*). The four Kepler-Poinset polyhedra are therefore the only non-convex regular polyhedra.





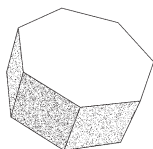
THE ARCHIMEDEAN SOLIDS

thirteen semi-regular polyhedra

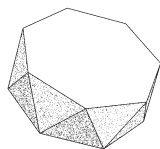
The thirteen Archimedean Solids (*opposite*) are the subject of much of the rest of this book. Also known as the *semi-regular polyhedra*, they have regular faces of more than one type, and identical vertices. They all fit perfectly within a sphere, with tetrahedral, octahedral or icosahedral symmetry. Although their earliest attribution is to Archimedes, Kepler seems to have been the first since antiquity to describe the whole set of thirteen in his *Harmonices Mundi*. He further noted the two infinite sets of regular prisms and antiprisms (*examples below*) which also have identical vertices and regular faces.

Turn one octagonal cap of the rhombicuboctahedron by an eighth of a turn to obtain the pseudo-rhombicuboctahedron (*below*). Its vertices, while surrounded by the same regular polygons, are of *two* types relative to the polyhedron as a whole.

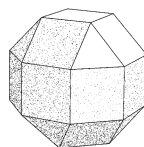
There are fifty-three semi-regular non-convex polyhedra, one example being the dodecadodecahedron (*below*). Together with the Platonic and Archimedean Solids, and the Kepler-Poinsot Polyhedra, they form the set of seventy-five *Uniform Polyhedra*.



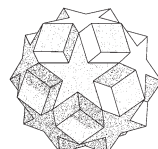
heptagonal prism



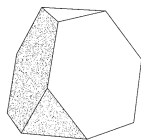
heptagonal antiprism



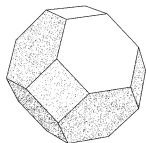
*pseudo
rhombicuboctahedron*



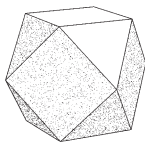
dodecadodecahedron



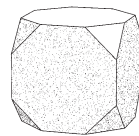
truncated tetrahedron



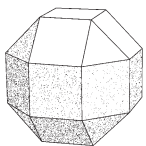
truncated octahedron



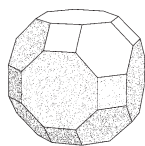
cuboctahedron



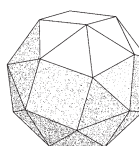
truncated cube



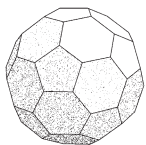
rhombicuboctahedron



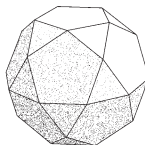
great rhombicuboctahedron



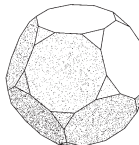
snub cube



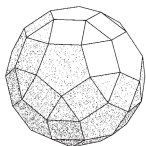
truncated icosahedron



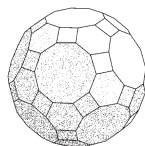
icosidodecahedron



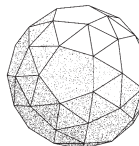
truncated dodecahedron



rhombicosidodecahedron



great rhombicosidodecahedron



snub dodecahedron

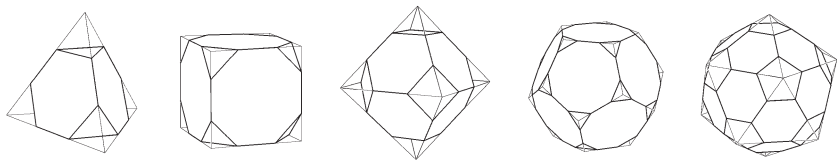
FIVE TRUNCATIONS


off with their corners!

Truncate the Platonic Solids to produce the five equal-edged Archimedean polyhedra shown here. These truncated solids are the perfect demonstration of the Platonic Solids' vertex figures: triangular for the tetrahedron, cube and dodecahedron, square for the octahedron and pentagonal for the icosahedron. Each Archimedean Solid has one circumsphere and one midsphere. They have an insphere for each type of face, the larger faces having the smaller inspheres touching their centers. Each truncated solid therefore defines four concentric spheres.

The five truncated solids can each sit neatly inside both their original Platonic Solid and that Platonic Solid's dual. For example the truncated cube can rest its octagonal faces within a cube or its triangular faces within an octahedron.

The truncated octahedron is the only Archimedean Solid that can fill space with identical copies of itself, leaving no gaps. It also conceals a less obvious secret. Joining the ends of one of its edges to its center produces a central angle which is the same as the acute angle in the famous Pythagorean 3:4:5 triangle, beloved of ancient Egyptian masons for defining a right angle.





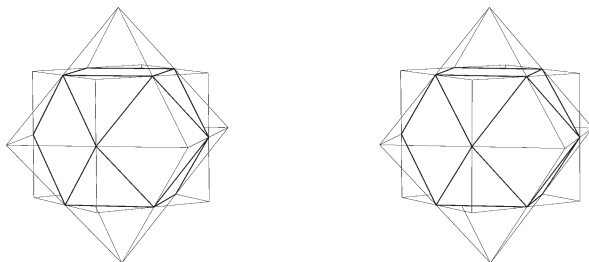
THE CUBOCTAHEDRON

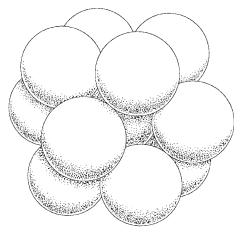
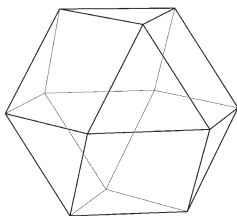
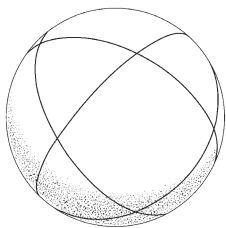

14 faces : 24 edges : 12 vertices

The cuboctahedron combines the six square faces of the cube with the eight triangular faces of the octahedron. It has octahedral symmetry. Joining the edge midpoints of either the cube or the octahedron traces out a cuboctahedron (shown below as a stereogram pair). According to Heron of Alexandria (10–75 AD), Archimedes ascribed the cuboctahedron to Plato.

Quasiregular polyhedra such as the cuboctahedron are made of two types of regular polygon, each type being surrounded by polygons of the other type. The identical edges, in addition to defining the faces themselves, also define equatorial polygons. For example the cuboctahedron's edges define four regular hexagons (*lower, opposite center*). The radial projections of quasiregular polyhedra consist entirely of complete great circles (*lower, opposite left*).

Twelve spheres pack around an identical thirteenth to produce a cuboctahedron (*lower, opposite right*). Greengrocers use this system to stack oranges in offset hexagonal layers. Known to chemists as hexagonal close packing each sphere is surrounded by twelve others, their centers defining a strong lattice of tetrahedra and octahedra.



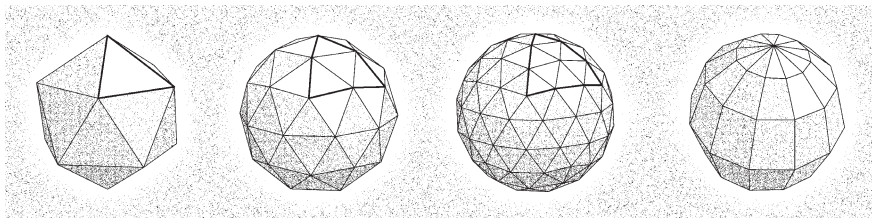



A CUNNING TWIST

and a structural wonder

Picture a cuboctahedron made of rigid struts joined at flexible vertices. This structure was named the *jitterbug* by R. Buckminster Fuller (1895–1983), and is shown opposite with the rigid triangular faces filled in for clarity. The jitterbug can be slowly collapsed in on itself in two ways so that the square ‘holes’ become distorted. When the distance between the closing corners equals the edge length of the triangles, an icosahedron is defined. Continue collapsing the structure and it becomes an octahedron. If the top triangle is then given a twist, the structure flattens to form four triangles which close up to give the tetrahedron.

Geodesic domes are another of Buckminster Fuller’s structural discoveries. These are parts of geodesic spheres, which are formed by subdividing the faces of a triangular polyhedron, usually the icosahedron, into smaller triangles, and then projecting the new vertices outward to the same distance from the center as the original ones (*below*). A distant relative of the geodesic sphere is the popular Renaissance polyhedron of seventy-two sides known as Campanus’ sphere (*below right*).





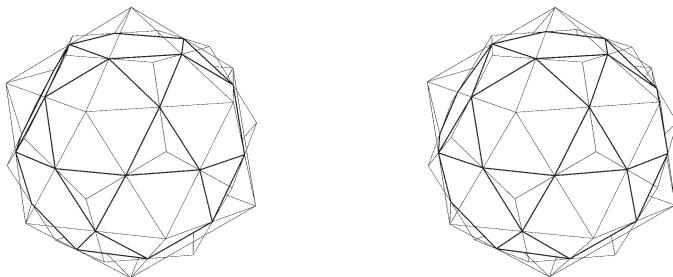
THE ICOSIDODECAHEDRON

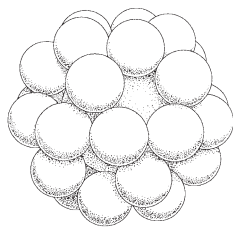
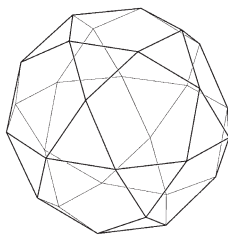
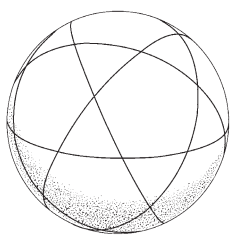
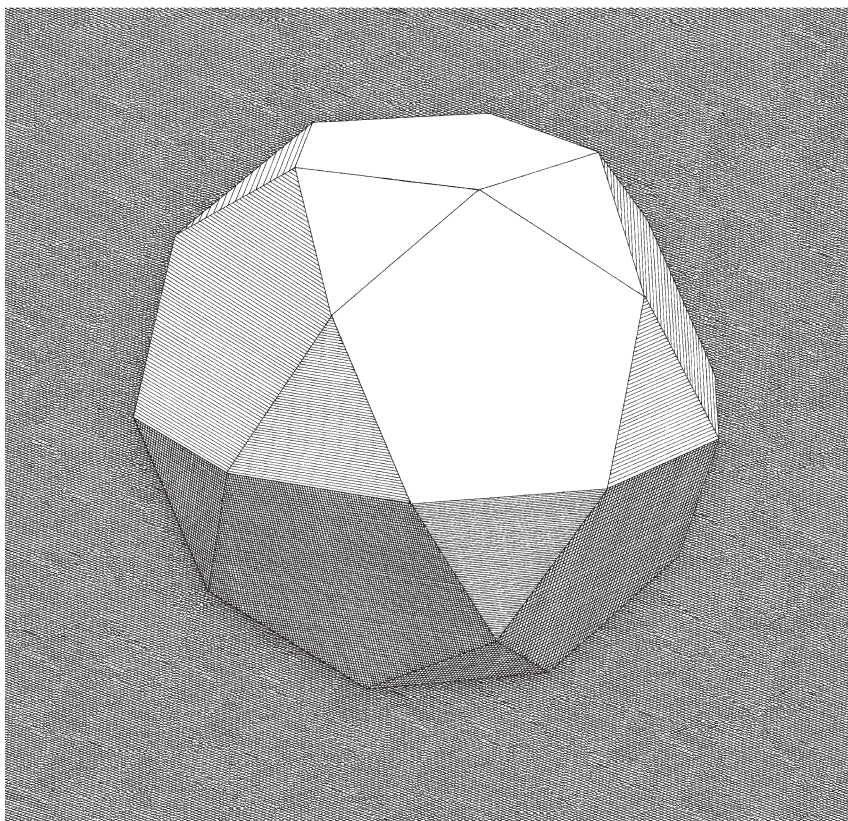
32 faces : 60 edges : 30 vertices

The icosidodecahedron combines the twelve pentagonal faces of the dodecahedron with the twenty triangular faces of the icosahedron. Joining the edge midpoints of either the dodecahedron or the icosahedron traces out the quasiregular icosidodecahedron (*both are shown below as a stereogram pair*). Its edges form six equatorial decagons, giving a radial projection of six great circles (*lower, opposite left*).

The earliest known depiction of the icosidodecahedron is by Leonardo Da Vinci (1452–1519) and appears in Fra Luca Pacioli's (1445–1517) *De Divina Proportione*. Appropriately this work's main theme is the Golden Section, which is perfectly embodied by the ratio of the icosidodecahedron's edge to its circumradius.

Defining the icosidodecahedron with thirty equal spheres leaves space for a large central sphere that is $\sqrt{5}$ (*see page 377*) times as big as the others (*lower, opposite right*).





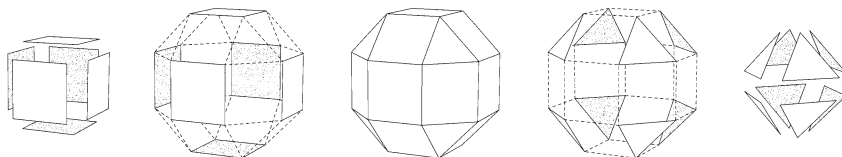
FOUR EXPLOSIONS

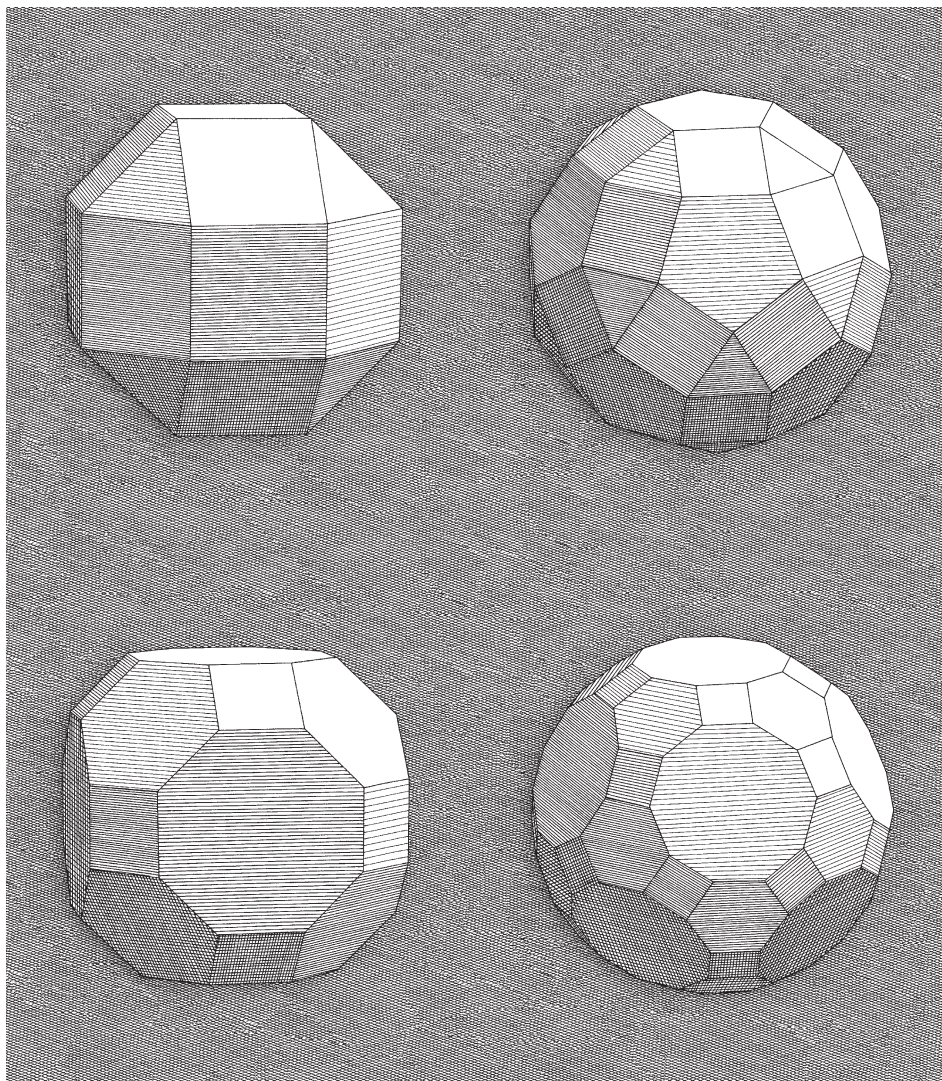
expanding from the center

Exploding the faces of the cube or the octahedron outwards until they are separated by an edge length (*below*) defines the rhombicuboctahedron (*opposite top left*). The same process applied to the dodecahedron or icosahedron gives the rhombicosidodecahedron (*opposite top right*). The octagonal faces of the truncated cube, or the hexagonal faces of the truncated octahedron, explode to give the great rhombicuboctahedron (*lower, opposite left*). The decagonal faces of the truncated dodecahedron, or the hexagonal faces of the truncated icosahedron, explode to give the great rhombicosidodecahedron (*lower, opposite right*).

Kepler called the great rhombicuboctahedron a truncated cuboctahedron, and the great rhombicosidodecahedron a truncated icosidodecahedron. The two truncations he refers to, however, do not produce square faces, but $\sqrt{2}$ and Φ rectangles respectively.

These four polyhedra have face planes in common with either the cube, octahedron and rhombic dodecahedron (*see page 179*), or the icosahedron, dodecahedron, and rhombic triacontahedron (*see page 179*), hence the prefix ‘rhombi-’ in their names.





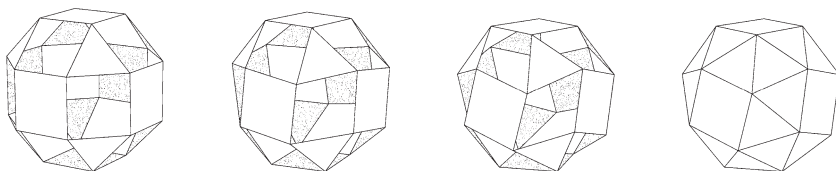
TURNING

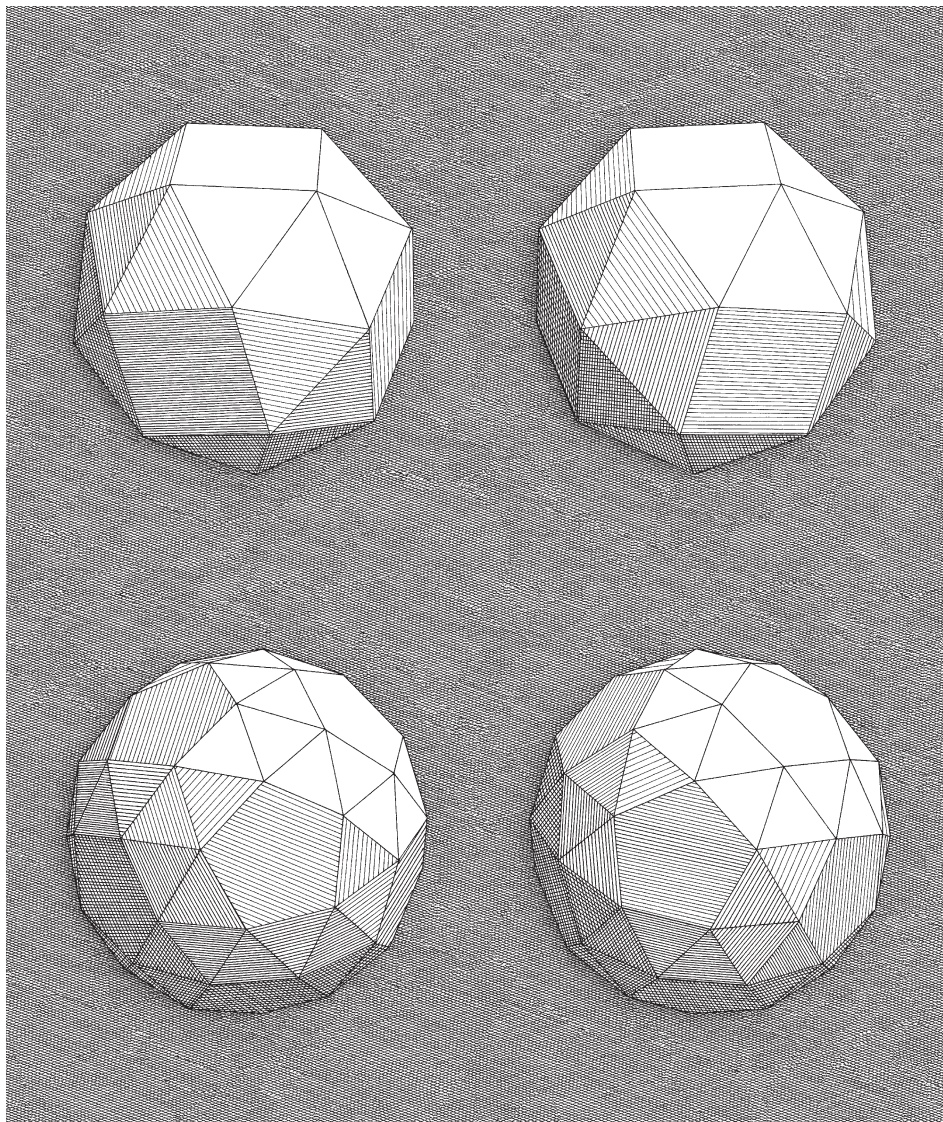
the snub cube and snub dodecahedron

The name ‘snub cube’ is a loose translation of Kepler’s name *cubus simus*, literally ‘the squashed cube’. Both the snub cube and the snub dodecahedron are *chiral*, occurring in *dextro* and *laevo* versions. Both versions are illustrated opposite with the dextro versions on the right. The snub cube has octahedral symmetry, and the snub dodecahedron has icosahedral symmetry. Neither has any mirror planes. Of the Platonic and Archimedean Solids the snub dodecahedron is closest to the sphere.

The rhombicuboctahedron (*previous page*) can be used to make a structure similar to the jitterbug (*see page 169*). Applying a twist to this new structure produces the snub cube (*below*). Twist one way to make the dextro version and the other to make the laevo. The corresponding relationship exists between the rhombicosidodecahedron and the snub dodecahedron.

The five Platonic Solids have been truncated, combined, exploded and twisted into the thirteen Archimedean Solids. Three-dimensional space is revealing its order, complexity and subtlety. What other wonders await?



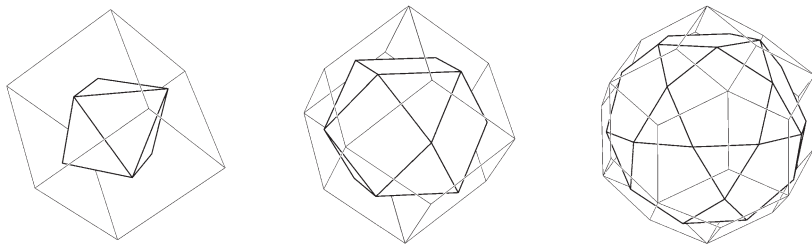


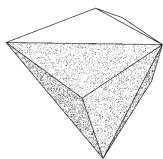
THE ARCHIMEDEAN DUALS

everything has its opposite

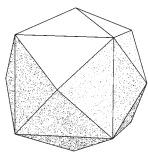
The duals of the Archimedean Solids were first described as a group by Eugène Catalan (1814–1894) and are positioned opposite to correspond with their partners on page 163. To create the dual of an Archimedean Solid, extend perpendicular lines from its edge midpoints, tangential to the Solid's midsphere. These lines are the dual's edges; the points where they first intersect each other are its vertices. Archimedean Solids have one type of vertex and different types of faces, their duals therefore have one type of face but different types of vertices.

The two quasiregular Archimedean Solids, the cuboctahedron and the icosidodecahedron, both have rhombic duals which were discovered by Kepler. The Platonic dual pair compounds (*pages 146, 166, and 170*) define the face diagonals of these rhombic polyhedra, which are in the ratios $\sqrt{2}$ for the rhombic dodecahedron and Φ for the rhombic triacontahedron. Kepler noticed that bees terminate their hexagonal honeycomb cells with three such $\sqrt{2}$ rhombs. He also described the three dual pairs involving quasiregular solids (*below*), where the cube is seen as a rhombic solid, and the octahedron as a quasiregular solid.

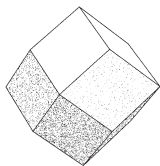




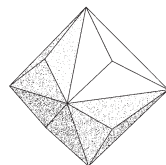
triakistetrahedron



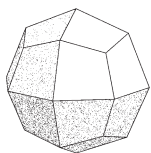
tetrakisshexahedron



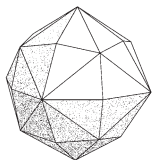
rhombic dodecahedron



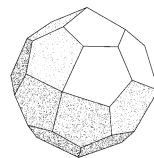
triakisoctahedron



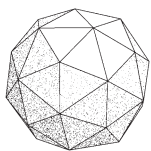
trapezoidal icositetrahedron



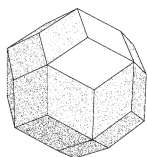
disdyakisdodecahedron



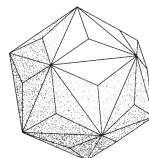
pentagonal icositetrahedron



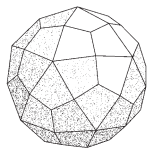
pentakisdodecahedron



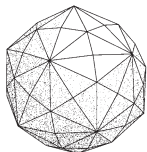
rhombic triacontahedron



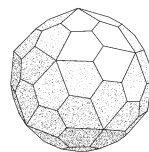
triakisicosahedron



trapezoidal hexecontahedron



disdyakistriacontahedron



pentagonal hexecontahedron

MORE EXPLOSIONS

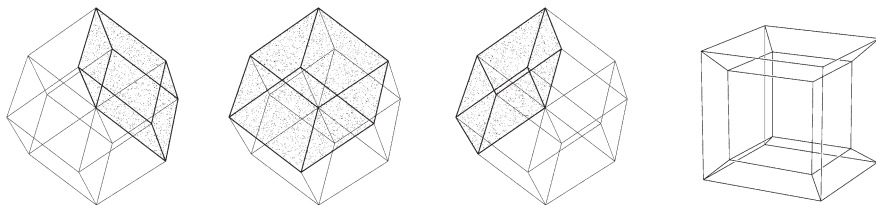
and unseen dimensions

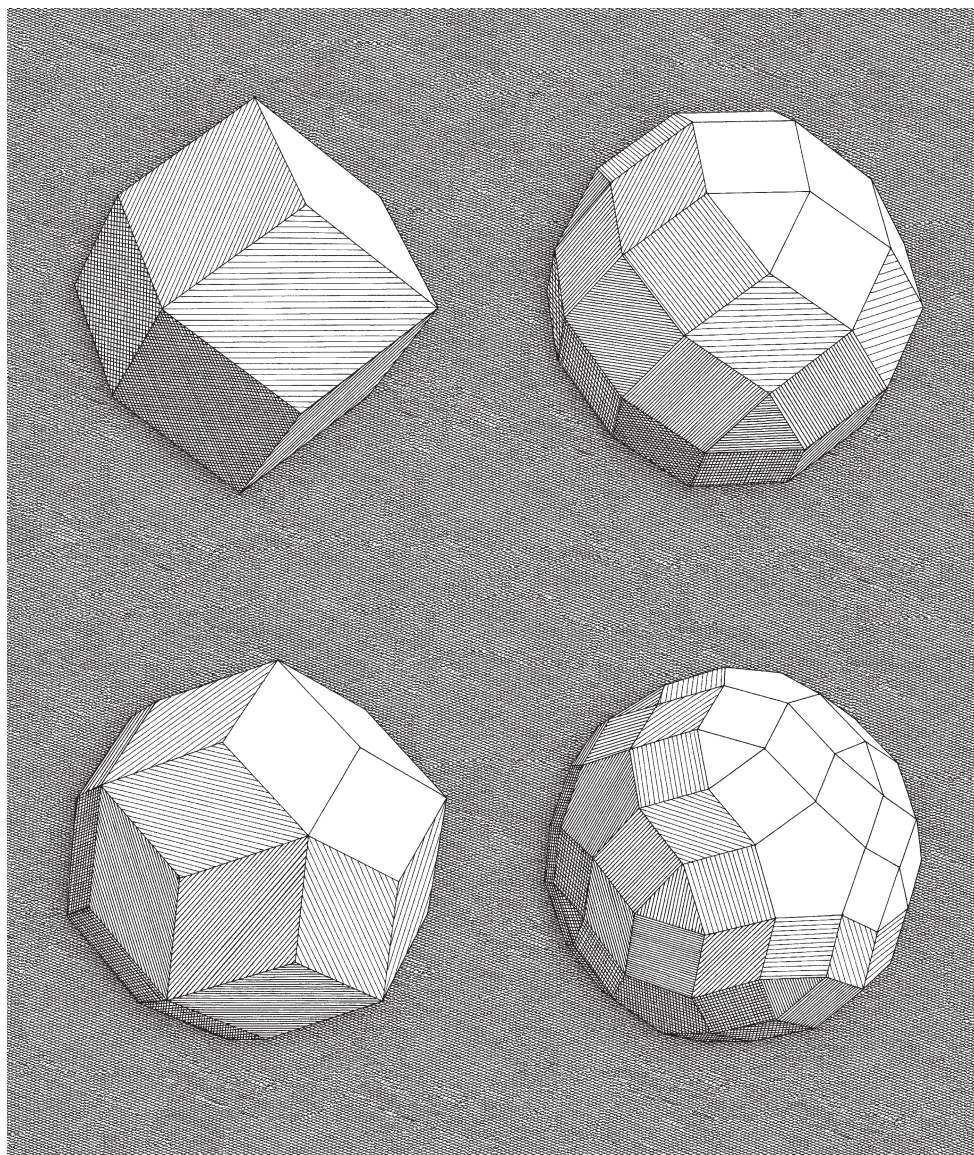
Exploding the rhombic dodecahedron, or its dual the cuboctahedron, results in an equal-edged convex polyhedron of fifty faces (*opposite top right*). Meanwhile, the exploded rhombic triacontahedron, which is identical with an exploded icosidodecahedron, has one hundred and twenty-two faces (*lower, opposite right*).

Ludwig Schläfi (1814–1895) proved that there are six regular four-dimensional *polytopes* (generalisations of polyhedra): the 5-cell made of tetrahedra, the 8-cell or *tesseract* made of cubes, the 16-cell made of tetrahedra, the 24-cell made of octahedra, the 120-cell made of dodecahedra, and the 600-cell made of tetrahedra.




The rhombic dodecahedron is a three-dimensional shadow of the four-dimensional tesseract analogous to the hexagon as a two-dimensional shadow of the cube. In a cube two squares meet at every edge. In a tesseract three squares meet at every edge. Squares through the same edge define three cubes (*shaded below, with an alternative tesseract projection*).

Schläfi also proved that in five or more dimensions the only regular polytopes are the *simplex*, or generalized tetrahedron, the *hypercube*, or generalized cube, and the *orthoplex*, or generalized octahedron.





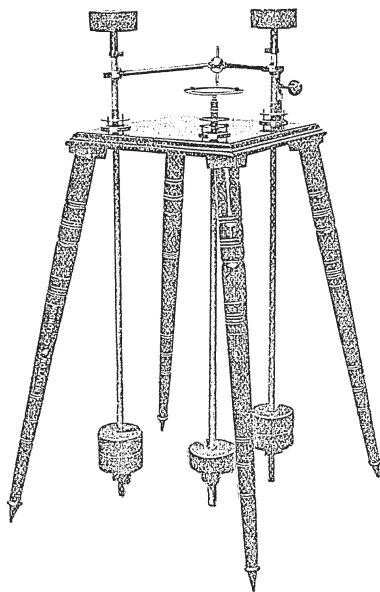
BOOK IV



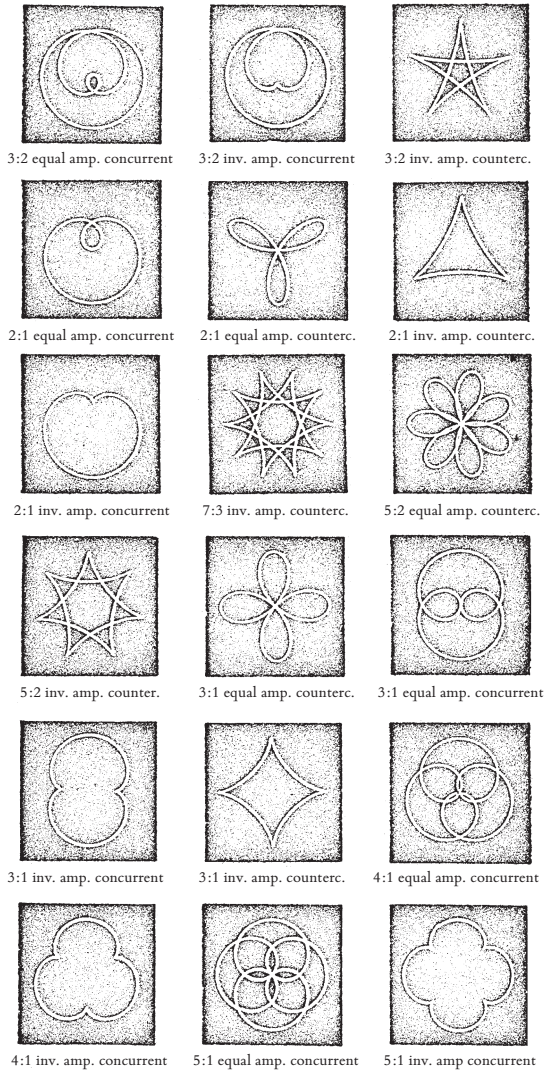
Unison (1:1): a spiral, a spiral drawn the same way over a spiral, and a spiral drawn the opposite way over a spiral.

HARMONOGRAPH

A Visual Guide to the Mathematics of Music



Anthony Ashton



Harmonic patterns from Sir Thomas Bazley's Index to the Geometric Chuck (1875), showing concurrent & countercurrent phases with equal & inverted amplitudes.

INTRODUCTION

MANY OF THE DRAWINGS in this book were produced by a simple scientific instrument known as a harmonograph, an invention attributed to a Professor Blackburn in 1844. Towards the end of the nineteenth century there seems to have been a vogue for these instruments. Victorian gentlemen and ladies would attend *soirées* or *conversazioni*, gathering round the instruments and exclaiming in wonder as they watched the beautiful and mysterious drawings appear. A shop in London sold portable models that could be folded into a case and taken to a party. There may well be some of these instruments hidden in lofts throughout the country.

From the moment I first saw drawings of this kind I was hooked: not only because of their strange beauty, but because they seemed to have a meaning—a meaning which became clearer and deeper as I found out how to make and operate a harmonograph. The instrument draws pictures of musical harmonies, linking sight and sound.

However, before going any further I feel I should issue a health warning. If you too are tempted to follow this path, beware! It is both fascinating and time-consuming.

I should acknowledge my debt to a book called *Harmonic Vibrations*. It was coming across this book in a library soon after the end of the second world war that introduced me to the harmonograph. Seeing that the book had been published by a firm of scientific instrument makers in Wigmore Street I went one day to see if they were still there. They were, though reduced merely to making and selling projectors.

I went into the shop and held up my library copy of the book for the elderly man behind the counter to see.


“Have you any copies of this book left?” I asked him.



He stared at me as though I was some sort of ghost, and shuffled away without a word, returning in a few minutes with a dusty, unbound copy of the book.

“That’s marvelous,” I said, “how much do you want for it?”

“Take it”, he said, “it’s our last copy, and we’re closing down tomorrow.”

So I have always felt that someday I must write this book.





THE DISCOVERY OF HARMONY

on passing a blacksmith

TO UNDERSTAND what the harmonograph does we need first to glance at the elements of musical theory.

Pythagoras, some 2,500 years ago, is credited with discovering that the pleasing experience of musical harmony comes when the ratio of the frequencies consists of simple numbers. A famous story tells of him walking past a blacksmith's shop. Hearing familiar harmonies in the ringing tones of the hammers on the anvil, he went in and was able to determine that it was the weights of the hammers which were responsible for the relative notes. A hammer weighing *half* as much as another sounded a note *twice* as high, an *octave* (2:1). A pair weighing 3:2 sounded beautiful, a *fifth* apart. Simple ratios made appealing sounds.

Although the myth is acoustically unsound, the picture opposite nevertheless shows the kinds of experiments the great philosopher purportedly went on to make (from Gafurio's *Theorica Musice*, 1492), as he found that all simple musical instruments work in much the same way, whether they are struck, plucked or blown.

Deeply impressed by this link between music and number, Pythagoras drew the metaphysical conclusion that all nature consists of harmony arising from number, precursor to the modern physicist's assumption that nature conforms to laws expressed in mathematical form. Looking at the picture you will see that in every example, hammers, bells, cups, weights or pipes, the same numbers appear: 16, 12, 9, 8, 6, and 4. These numbers can be paired in quite a few ways, all of them pleasant to the ear, and, as we shall see, also pleasant to the eye.




THE MONOCHORD OF CREATION

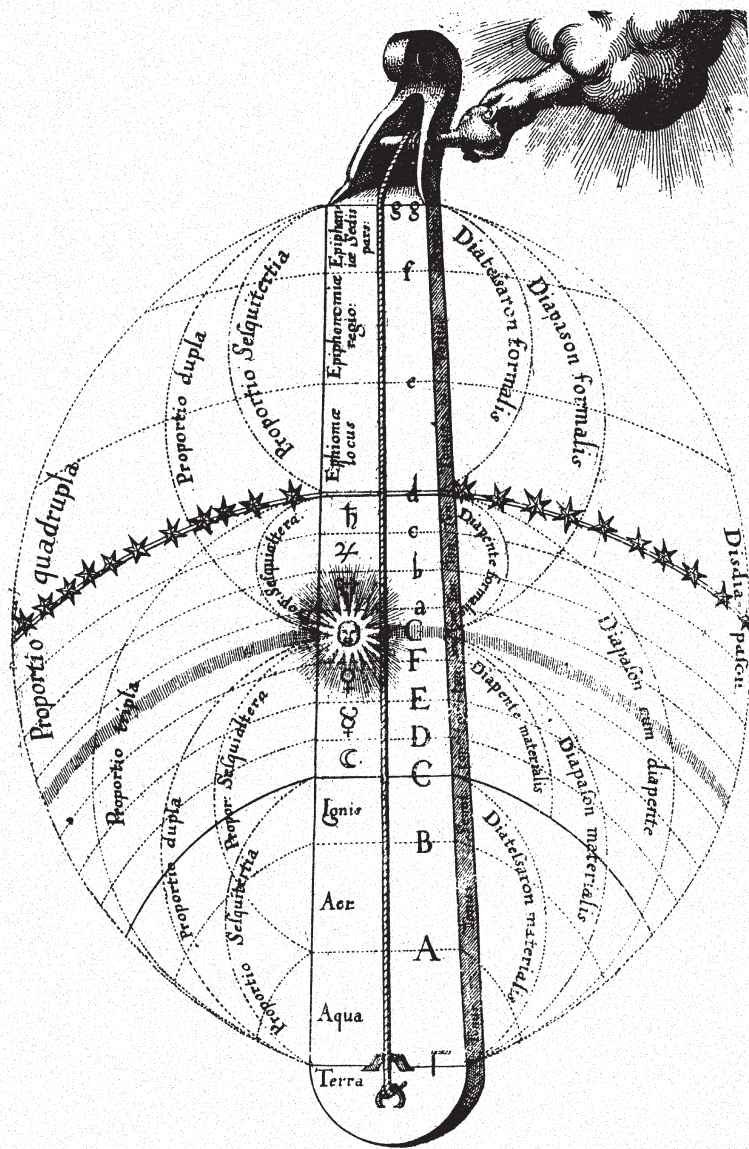
a singular string theory

There are seven octaves in the keyboard of a piano and nearly eleven in the total range of sound heard by the average person. The highest note of each octave has a frequency twice that of the first so the frequencies increase *exponentially*, on a *scale* beginning at 16 cycles per second (16 *Hertz*) with the lowest organ note and ending with about 20,000 per second. Below 16 Hz we experience *rhythm*. A range of ten octaves represents about a thousandfold increase in frequency ($2^{10} \approx 10^3$).

Robert Fludd's 17th century engraving of a monochord (*opposite*) shows the notes of the scale arranged in exponential fashion along a single string, with each assigned to planets or elements.

There is a hint here of what we can think of as the 'great monochord' of the universe, also on a scale, this time stretching from a single quantum fluctuation at the bottom, to the observable universe at the top, passing through the various 'octaves' of atom, molecule, quantities of solid, liquid and gaseous matter, creatures great and small, planets, stars and galaxies. Here too the scale is exponential, but usually measured in powers of ten, and covering a range of more than 10^{40} .





OVERTONES AND INTERVALS

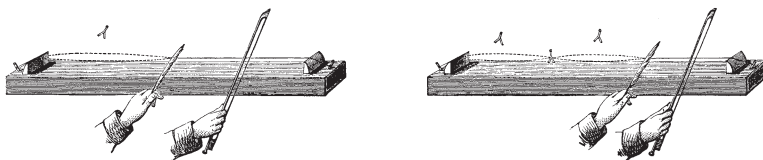
harmonic ratios in and outside the octave

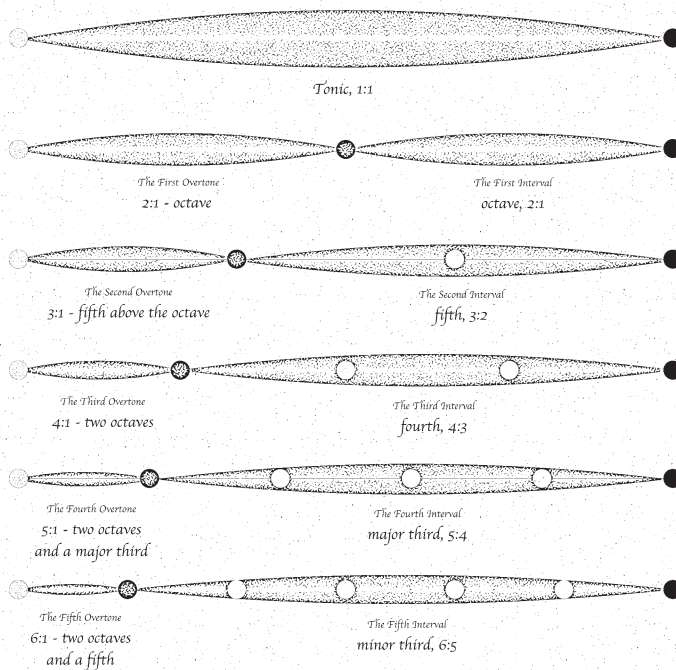
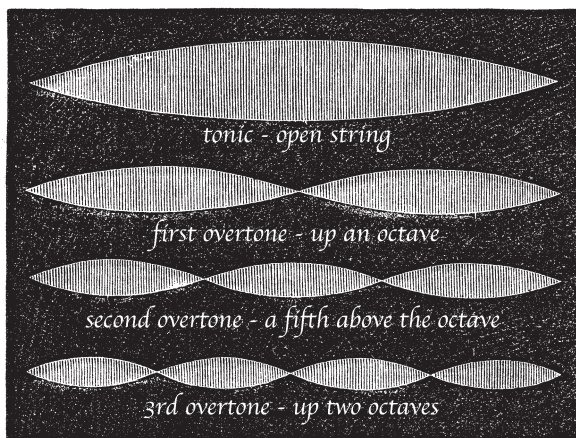
How are musical scales constructed? Listen very carefully as you pluck a string, and you will hear not only the main note, or *tonic*, but also a multitude of other harmonics, the *overtones*.

Overtones are any frequencies which are whole number multiples of the original frequency (*opposite top*). These harmonic resonances, 2:1, 3:1, 4:1 etc, affect not only strings and ringing hammers, but also columns of air and plates. Touching a string with a feather at the halfway or third point (*below*) encourages regularly spaced stationary points, called *nodes*, and an overtone can be produced by bowing the shorter side.

Musicians, however, need notes which are a little closer together than the overtone series, notes with *intervals* which harmonize within an octave. The lower diagram opposite shows the early overtone series on the left, with the corresponding intervals developing within the octave on the right, in order of increasing dissonance, or complexity.

“All discord harmony not understood” wrote Alexander Pope. The brain seems to grasp easily the relationships implicit in simple harmonies, an achievement bringing pleasure; but with increasing complexity it falters and then fails, and failure is always unpleasant. For most people enjoyment fades as discord increases. And, as we shall see, that is where the harmonograph drawings fade too.





TONES AND HALFTONES

the fourth and fifth get their names

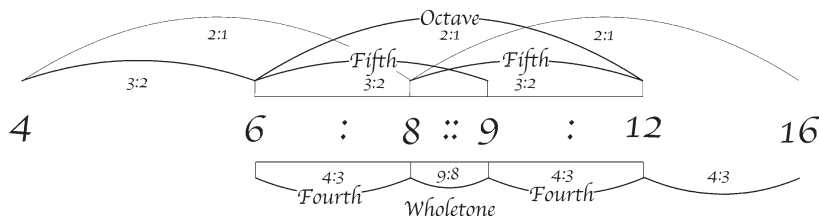
Pythagoras' hammers hide a set of relationships dominated by octaves (2:1), fifths (3:2) and fourths (4:3). The fifth and fourth combine to make an octave ($3:2 \times 4:3 = 2:1$), and the difference between them ($3:2 \div 4:3$) is called a *tone*, value 9:8.

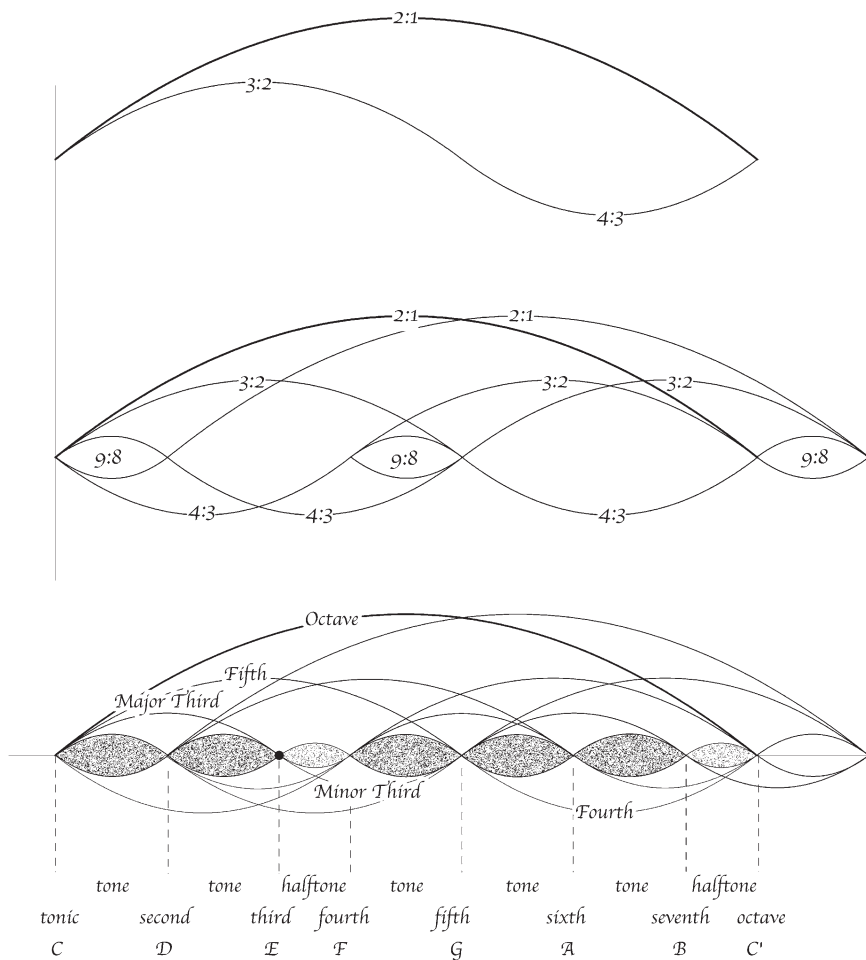
A natural pattern quickly evolves, producing seven discrete *nodes* (or *notes*) from the starting tone (or *tonic*), separated by two *halftones* and five tones, like the Sun, Moon and five planets of the ancient world.

The interval of the fifth (3:2), the leap to the *dominant*, naturally divides into a major third and minor third (in Just tuning $3:2 = 5:4 \times 6:5$). The major third essentially consists of two tones, and the minor third of a tone and a half-tone. The thirds can be placed major before minor (*to give the major scale shown in the third row opposite*), or in other ways.

Depending on your harmonic moves, or *melody*, different *tunings* appear, for example two perfect tones ($9:8 \times 9:8 = 81:64$) are *not* in fact the perfect major third 5:4, but are slightly sharp as 81:80 (the *syntonic comma*, the Indian *shruti*, or *comma of Didymus*), more of which later.

Simple ratios, the octave and fifth, have given rise to a basic *scale*, a pattern of tones and half-tones and, depending on where in the sequence you call home, seven *modes* are possible (see page 382).





Above: The basic manifestation of the major scale. In Pythagorean tuning all tones are exactly 9:8, creating the leimma halfitone of 256:243 between its major third (81:64) and the perfect fourth (4:3). The sixth and the seventh are defined as successive perfect tones above the fifth.

In Just Intonation the major third is perfect at 5:4, which squeezes the second tone to 10:9 (a minor tone), leaving 16:15 as the Just halfitone up to the fourth. The Just sixth is 5:3, a major third above the fourth, a minor tone above the fifth. The Just seventh (15:8) is a major tone above that, a major third above the fifth and a halfitone below the octave.

DERIVING THE SCALE

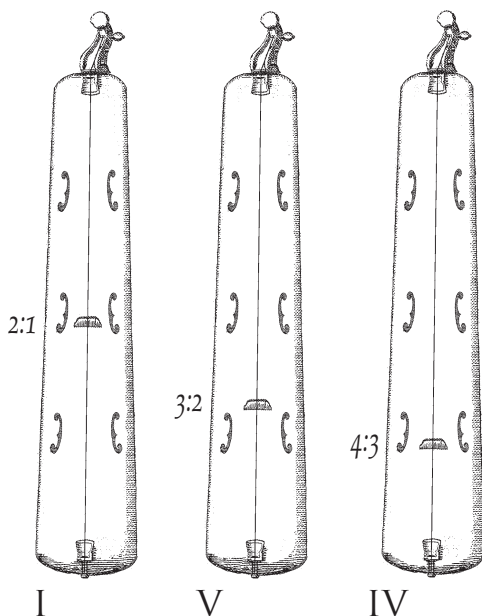
monochord, major chord, and tetrachord

The classical device for exploring musical harmonies was the *monochord*, an instrument with a single string stretched over a sound box, with a movable bridge (*see page 191*). Opposite top, we see how the three core harmonic relationships we met on the previous page, the octave, fifth, and fourth, produce the *major scale* from their early overtones.

The modern major scale can be divided into two similar *tetrachords*, separated by a tone, with each spanning the interval of a perfect fourth: C, D, E, F and G, A, B, C' (the ancient Greek tetrachord was a series of four notes spanning the root and fourth). Looking at these, it is clear that F is the fourth of C, just as C' is the fourth of G, and C' is also the fifth of F, because a fifth up is a fourth down and vice versa. Building fifth upon fifth clockwise, or fourth upon fourth anticlockwise, results in what is known as *The Circle of Fifths*, in which each new tone is the second overtone (3:1, the octave plus fifth) of its predecessor. In the simplified partial diagram (*lower, opposite*) the tonic, C, is flanked by its fourth F (its *subdominant*), and its fifth G (its *dominant*) (*see too page 227*).

Scales can be derived in various ways. The *harmonic scale* consists of the third octave of the overtone series, C D E F# G A Bb B C'. In classical Indian music, *ragas* use scales of four, five, six or seven notes, chosen from 22 tones (*which allow for the syntonic comma, 81:80, see page 194*). Traditional Persian scales use notes selected from a gamut of 17 tones, the seven white notes on a piano plus the five black notes split down the middle, for sharps are *not* flats (*below*) (*see too pages 394–5*).

G^b D^b A^b E^b B^b F C G D A E B F[#] C[#] G[#] D[#] A[#]



Left: A Pythagorean monochord with a movable bridge can demonstrate the relationship between string length and musical tones. Here we see three tones, the octave (I), fifth (V), and fourth (IV) as pure ratios. The early overtones (see page 193) of each of these three tones yield three major chords:

With C as root:

Chord I: C, E, G

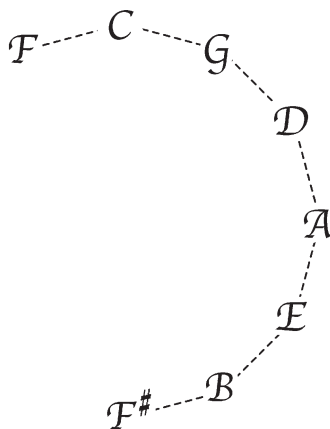
Chord IV: F, A, C'

Chord V: G, B, D'

Combining these notes within the span of a single octave then gives the major scale:

C, D, E, F, G, A, B, C'

Right: Deriving the major scale from a circle of fifths requires starting from the subdominant F. However, with a circle of fifths beginning at C, bringing the first seven notes down into a single octave leads to a scale equivalent to the Lydian mode: C D E F# G A B C', known to the ancient Greeks as Hypolydian, and containing the 'raised' 4th, F#.



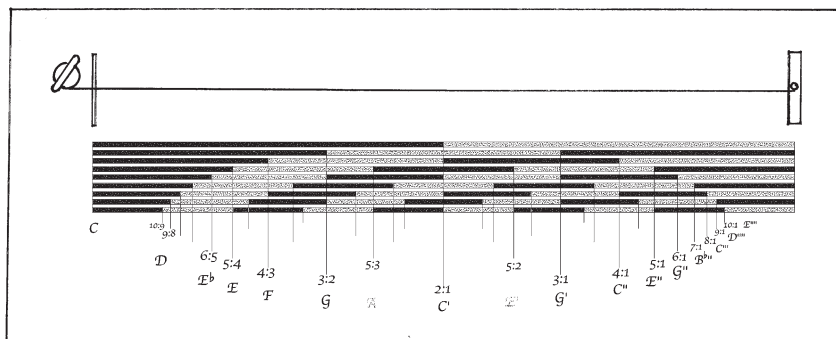
ARRANGING THE HARMONIES

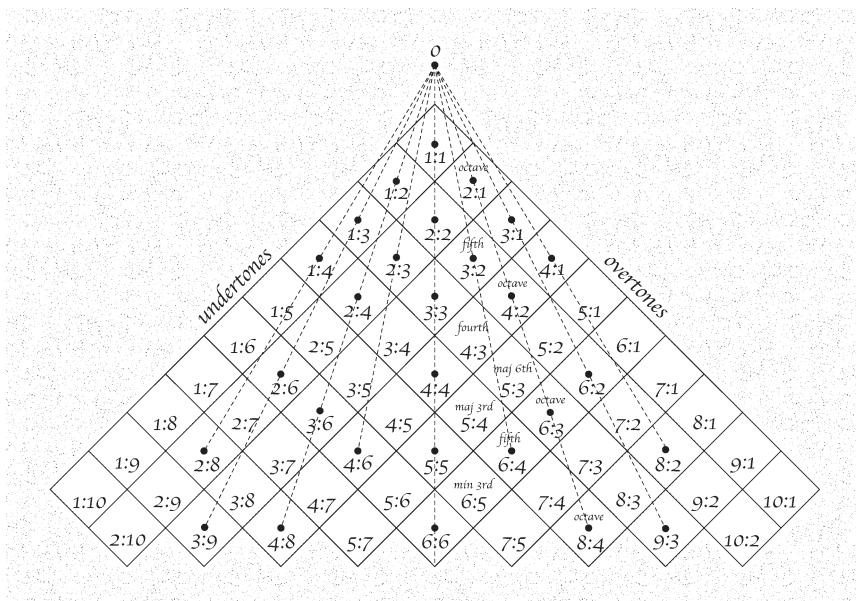
the power of silence

The simple ratios of the primary overtones and undertones can be plotted on an ancient grid known as a *lambdoma* (opposite top, after Albert von Thimus), after the greek letter λ . Some intervals have the same value (e.g., $8:4 = 6:3 = 4:2 = 2:1$), and if lines are drawn through these it quickly becomes apparent that the identities converge on the silent and mysterious ratio $0:0$, which is ‘outside the diagram’.

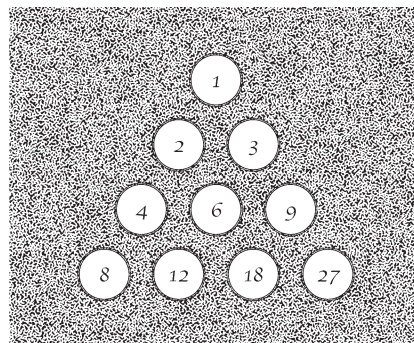
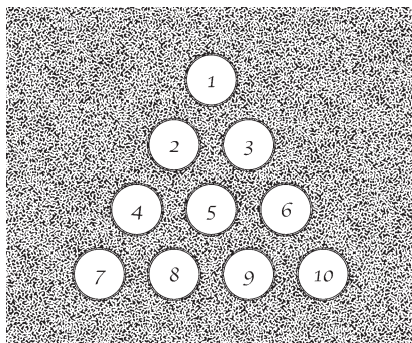
A further contemplative device used by the Pythagoreans was the *Tetraktys*, a triangular arrangement of ten elements in four rows ($1 + 2 + 3 + 4 = 10$). The basic form is given opposite lower left, the first three rows producing the simple intervals. In another *lambdoma* (lower, opposite right), numbers are doubled down the left side and tripled down the right, creating tones horizontally separated from their neighbours by perfect fifths. After the trinity (1, 2 and 3) notice the numbers produced, 4, 6, 8, 9, 12, and then look again at the picture on page 189.

Below we see a fuller range of monochord positions, with the overtones on the right, and intervals on the left (see pages 193 and 195).





Pythagorean and medieval tunings, called 3-limit, recognized no true intervals except for ratios involving 1, 2 and 3. The lambdoma below right expresses this numerically as any element relates to any neighbour by ratios only involving 1, 2 and 3, so we can move around by octaves and fifths. Squares ($4=2^2$, $9=3^2$) and cubic volumes ($8=2^3$, $27=3^3$) also appear. Add further rows and the numbers for the Pythagorean scale soon appear, 1 9:8 64:81 4:3 3:2 27:16 16:9 2:1. This has four fifths and five fourths but no perfect thirds or sixths. These came later with Just Intonation and its perfect thirds ($6:5:4$) as polyphony and chords slowly took over from plainchant and drone.



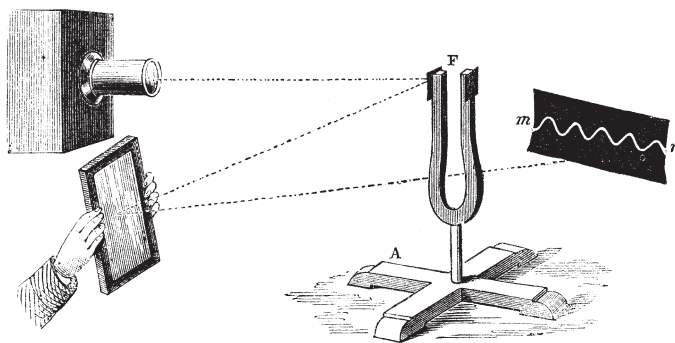
LISSAJOUS FIGURES


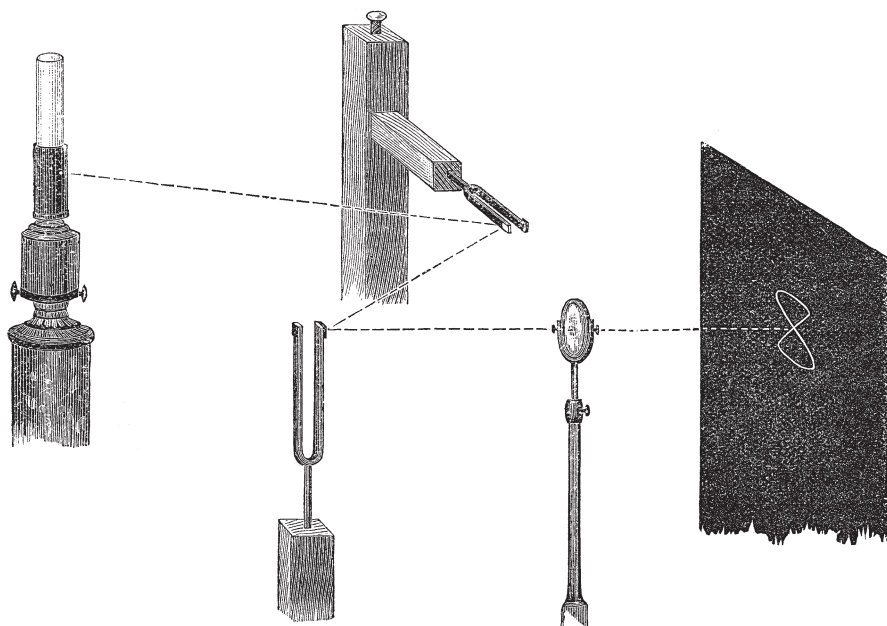
sound made shape

In the mid nineteenth century a French mathematician, Jules Lissajous, devised an experiment: He found that if a small mirror was placed at the tip of a tuning fork, and a light beam aimed at it, then the vibration could be thrown on to a dark screen. When the tuning fork was struck, a small vertical line was produced and if quickly cast sideways with another mirror it produced a sine-wave (*below*).

Lissajous wondered what would happen if instead of casting the wave sideways he were to place another tuning fork at right angles to the first to give the lateral motion. He found that tuning forks with relative frequencies in simple ratios produced beautiful shapes, now known as Lissajous figures.

On the screen (*opposite top*), we see the octave (2:1) as a figure of eight, and below it various *phases* of the major and minor third. These were some of the first fleeting pictures of harmony, which were doubtless familiar to Professor Blackburn when he devised the harmonograph.





THE PENDULUM

keeping time

A fundamental law of physics (in one formulation) states that left to itself any closed system will always change towards a state of equilibrium from which no further change is possible.

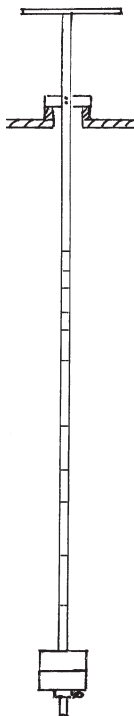
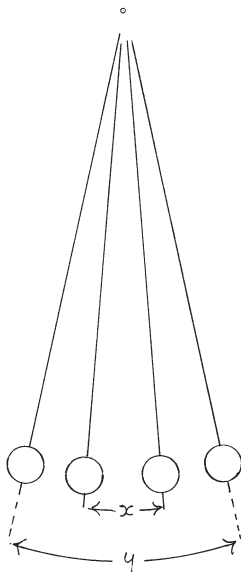
A pendulum is a good example. Pulled off center to start, it is in a state of extreme disequilibrium. Released, the momentum of its swing carries it through nearly to the same point on the other side. As it swings it loses energy in the form of heat from friction at the fulcrum and brushing against the air. Eventually the pendulum runs down, finally coming to rest in a state of equilibrium at the center of its swing.

Going back 500 years, Galileo, watching a swinging lamp in the cathedral of Pisa, realized the frequency of a pendulum's beat depends on its length: the longer the pendulum the lower the frequency. So the frequency can be varied at will by fixing the weight at different heights. Most importantly, as the pendulum runs down, the frequency stays the same.

Here, therefore, is a perfect way to represent a musical tone, slowed down by a factor of about a thousand to the level of human visual perception. For a simple harmonograph two pendulums are used to represent a harmony, one with the weight kept at its lowest point, while the weight on the other is moved to wherever it will produce the required ratio.

As we shall see, the harmonograph combines these two vibrations into a single drawing, just as two musical tones sounded together produce a single complex sound.

Figures are given for a pendulum 80cm long, a convenient length for a harmonograph. These theoretical markers provide useful 'sighting shots' for most of the harmonies. Note that the pendulum length is measured from the fulcrum to the center of the weight.



<i>Interval Name</i>	<i>Approx. Note</i>	<i>Harmonic Ratio</i>	<i>Length (cm)</i>	<i>Freq. (s⁻¹)</i>
Octave	C'	2:1	20	66.0
Maj. 7th	B	15:8	22.8	61.9
Min. 7th	B [♭]	9:5	24.7	59.4
Maj. 6th	A	5:3	28.8	55
Min. 6th	G [♯]	8:5	31.2	52.8
5th	G	3:2	35.6	49.5
4th	F	4:3	45.0	44.7
Maj. 3rd	E	5:4	51.2	41.2
Min. 3rd	E [♭]	6:5	55.6	39.6
2nd	D	9:8	63.2	37.1
Half-tone	C [♯]	16:15	70.3	35.2
Unison	C	1:1	80	33

When a pendulum is pulled back and then released, the weight tries to fall towards the center of the Earth, accelerating as it does so. As the pendulum runs down, the rate of acceleration, and so the speed of travel, is reduced, but in equal proportion to the distance of travel.

The result is that the period (the time taken for two beats) or the number of periods in a given unit of time (the frequency) remains unchanged. In the picture to the left the frequencies of beats x and y are the same.

For the pendulum formula, see page 383.

TWO HARMONOGRAPHS

lateral and rotary

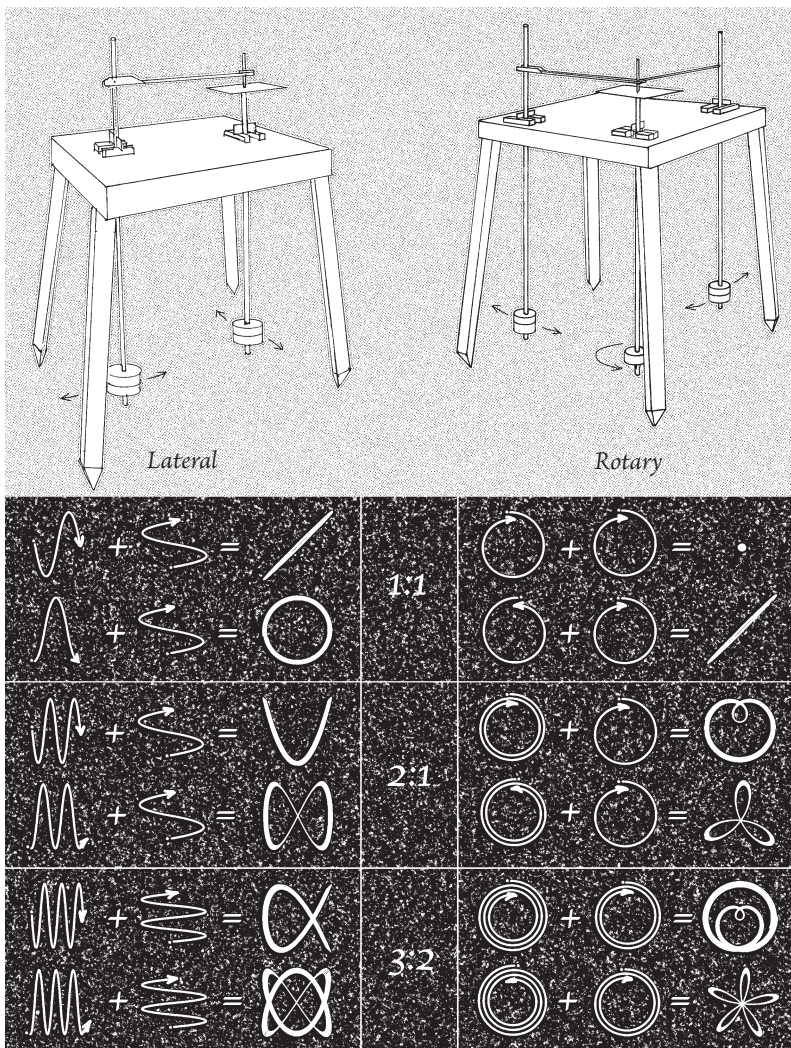
In the simplest version of the instrument two pendulums are suspended through holes in a table, swinging at right angles to each other. Projected above the table, the shaft of one pendulum carries a small platform with a piece of paper clipped to it, while the shaft of the other pendulum carries an arm with a pen.

As the pendulums swing the pen makes a drawing that is the result of their combined motion (*see left side opposite*). Both pendulums begin with the same length, further drawings can be obtained as one is then shortened by sliding the weight upwards and securing it with a clamp at various points. The harmonic ratios can be displayed in turn.

By using three pendulums however, two circular, or *rotary*, movements can be combined, with fascinating results (*see right side opposite*). Two of the pendulums swing at right angles as before, but are now both connected by arms to the pen, which in all rotary designs describes a simple circle.

Situated under the circling pen, the third and variable pendulum is mounted on gimbals, a device familiar to anyone who has had to use a compass or cooking stove at sea. Here it acts as a rotary bearing, enabling the pendulum carrying the table to swing in a second circle under the pen. As the pen is lowered the two circles are combined on the paper.

A further source of variation is also introduced here, for the two circular motions can swing in the same (concurrent) or opposite (countercurrent) directions, producing astonishing drawings with very different characteristics (*see appendices on pages 384–385*).



Above: Two harmonographs and some of the simple patterns they draw. On the left the simple lateral version and its patterns (open and closed phase); on the right the three-pendulum, rotary harmonograph and its drawings (concurrent and countercurrent). See too the twin-elliptic harmonograph illustrated in the lower right-hand corner of page 387.


SIMPLE UNISON 1:1


and the arrow of time

The simplest harmonograph drawing is produced when both pendulums are the same length and the table is stationary. With the pen held off the paper both pendulums are pulled back to their highest points. One is released, followed by the other when the first is at its mid-point. The pen is then lowered on to the paper to produce a circle developing into a single spiral.

If the two pendulums are released together then the result will be a straight diagonal line across the paper, the ‘closed’ *phase* of the harmony, as opposed to the circular ‘open’ phase. At intermediate phase points elliptical forms appear (*below*).

The running-down of harmonograph pendulums is an exact parallel to the fading of musical notes produced by plucked strings, and can also be thought of as graphically representing the ‘arrow of time’ (*see opposite*), with the unchanging ratios of the frequencies representing the eternal character of natural law. The characteristics of the drawings result from the meeting of the running-down process with the ‘laws’ represented by the various frequency ratios. We see that music, like the world, is formed from unchanging mathematical principles deployed in time, creating complexity, variety and beauty.





The inexorable direction of change, linked to the asymmetry of time (before-now-after), was vividly described by the scientist Arthur Eddington (1882–1944) as ‘the arrow of time’. Throughout the process of continuing universal degradation, the dwindling stock of ‘useful’ energy encounters a hierarchy of fixed physical laws conforming to mathematical formulae, and it is from the interaction of these unchanging laws with the arrow of time that comes a changing world of astonishing complexity, variety and beauty. The pendulum runs down from a state of disequilibrium to one of equilibrium, and the same is true, we are told, of the universe, the ultimate ‘closed system’. From a state of extreme disequilibrium it plunged via the ‘Big Bang’ towards its future ultimate state of utterly dark, frozen equilibrium. Between the beginning and the end there is a continual, cumulative transformation of ‘useful’ energy, capable of forming temporary structures and causing events, into ‘useless’ energy forever lost.

NEAR UNISON

lateral phases and beat frequencies

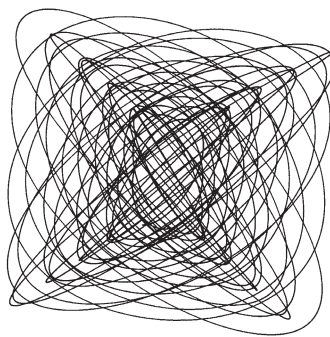
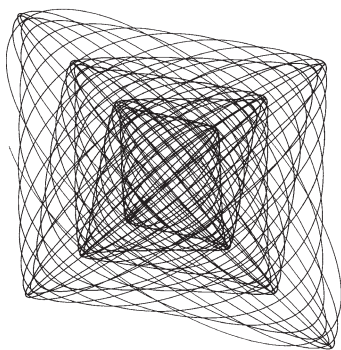
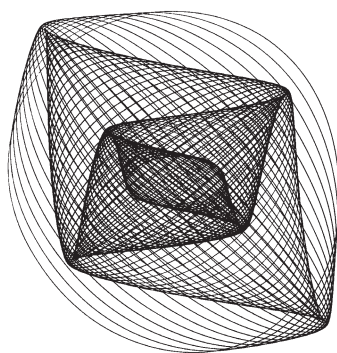
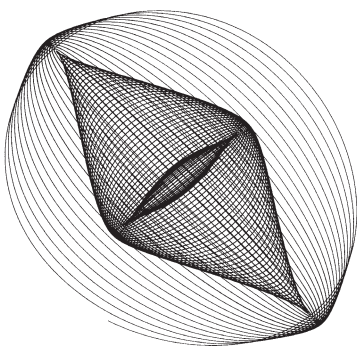


A source of pleasing variety in harmonograph drawings comes from small departures from perfect harmonies. This seems to involve a principle widespread in nature as well as in the work of many artists. There is a particular charm in the near-miss.

An example from music suggests itself here. When two notes are sounded in near unison, the slight difference in their frequencies can often add richness or character to the sound. The two reeds producing a single note in a piano accordion have slightly different frequencies, the small departure from unison causing ‘beats’, a subtle warbling or throbbing sound (*see page 383*).

Set the weights for unison and then shorten the variable pendulum slightly. Swing the pendulums in open phase, producing a circle turning into an increasingly narrow ellipse and then a line. If the pen is allowed to continue, the line will change into a widening ellipse, a circle, and a line again at right angles to the first. And so on. The instrument is working its way through the phases of unison shown on page 206.

If the variable pendulum is then further shortened in stages, a series of drawings like those opposite will be produced. The repetitive pattern represents ‘beats’ with increasing frequency as the discrepancy between the notes widens. Eventually the series fades into a scribble that is a fair representation of discord, though even here there is a hint of some higher-number pattern.

For most people this fading of visual harmony occurs at about the same point as the audible harmonies fade.





ROTARY UNISON 1:1


eggs and shells

At first this is disappointing: unison in contrary motion produces a straight line across the paper, like the closed phase of lateral unison. From concurrent motion there comes a mere dot that turns into a line struggling towards the center, pen and paper going round together.

However, changing to near-unison is richly rewarding. In contrary motion come a variety of beautiful, often shell-like, forms with fine cross hatchings. For best results lift the pen off the paper well before the pendulums reach equilibrium.

Surprisingly, from concurrent near-miss motion there come various spherical or egg-shaped forms. To produce an 'egg' the pen should be lowered when it is dawdling at the center. It then spirals its way outwards, reaching a limit before returning as the pendulums run down. Because the lines toward the perimeter get closer together, the drawing appears three-dimensional.





THE LATERAL OCTAVE 2:1

figures of eight and wings

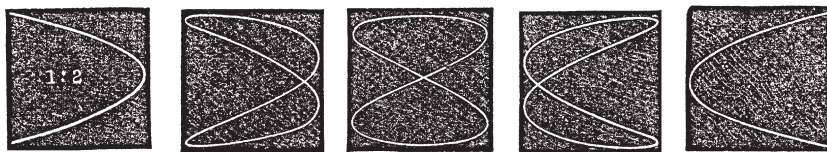
After unison the next harmony to try is the octave. Here there is a technical difficulty, for the variable pendulum has to be very short, and because of the greater amount of friction involved runs down quickly. The trick is to add a weight to the top of the invariable pendulum, which slows it down (*see page 183*). The variable pendulum can then be longer.



Unfortunately this means that for the octave, and other ratios where one pendulum is going much faster than the other, the theoretical markers have to be ignored, and the right point found by trial and error.

With one pendulum beating twice as fast and at right angles to the other, the octave in open phase takes the form of a figure-of-eight (a coincidence), repeated in diminishing size as the pendulum runs down.

If both pendulums are released at the same time to produce the closed phase, the result is a cup-shaped line that develops into a beautiful winged form with fine cross-hatchings and interference patterns. Small adjustments produce striking variations.

The octave is the first overtone (*see page 192*).





THE ROTARY OCTAVE 2:1

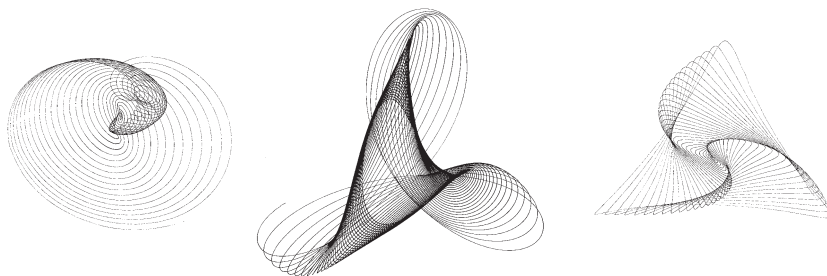
hearts and triangles







From rotary motion with a 2:1 ratio come some of the most beautiful of all harmonograph drawings: simple, graceful and often surprising. Remember, all that is happening here is that two circular motions, one almost exactly twice as fast as the other, are being added together.

Contrary motion produces a trefoil shape with many fine variations (*right hand images opposite*). Starting with a smaller size or *amplitude* in the faster rotation produces a triangle, or pyramid.

The octave in concurrent motion produces a heart-shaped form with a simple inner loop (*below left and left hand column opposite*). Here there is a link with the ancient tradition of the music of the spheres, for this is the shape an observer on Uranus would ascribe to the movement of Neptune, or vice-versa. This is because the planets orbit the Sun concurrently, Uranus in 84 years and Neptune in 165, approximately performing an octave. The planet Mercury sings a perfect octave all by itself, as one of its days is two of its years (*see BOOK VI in this volume for much more on relationships such as these*).

Near-misses in the ratios of rotary drawings set the designs spinning (*lower, opposite row*).





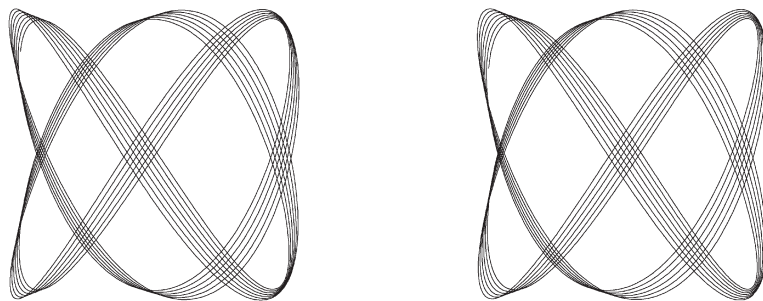
THE LATERAL FIFTH 3:2





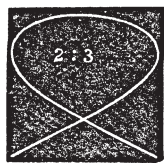


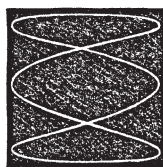



and the second overtone 3:1

Next to be tried is the harmony of the fifth, intermediate between the simplicity of unison and octave and the more complex harmonies that follow.

It will be seen from the open phase drawing opposite that the fifth has three loops along the horizontal side and two along the vertical. The number of loops on each side gives the ratio, 3:2. Looking back at the octave, there are two loops to one, and with unison there is only one 'loop', however you look at it. This is the general rule for all lateral harmonograph ratios, and if a harmony appears unexpectedly during experiments, it can usually be identified by counting the loops on two adjacent sides.

The fifth also appears as 3:1, the second overtone, a fifth above the octave (*see open and closed phase drawings of 3:1 on page 187*). Drawing ratios outside the octave may require a twin-elliptic harmonograph (*see page 387*). The phase-shifted pair below are stereographic; if you go cross-eyed they will jump into 3-D.





THE ROTARY FIFTH 3:2

encircled hearts and fives

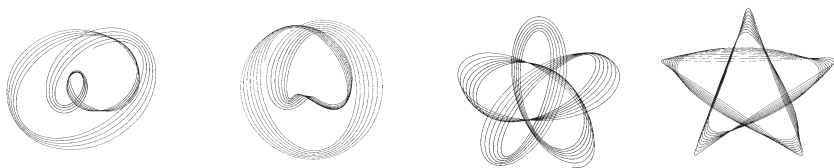
The ‘loudness’ of musical tones is represented on the harmonograph by *amplitude*, the relative sizes of the two circular motions. In rotary drawings this is much more important than phase, which simply orients the whole design on the page.






The third drawing below shows a rotary fifth in contrary motion where the higher-frequency, faster moving, pendulum has much the wider swing. In the ‘spiky’ drawing to its right it is the other way round. At equal amplitude all lines pass through the center (*see table on page 385*).

The top four drawings opposite show rotary forms of 3:2, concurrent on the left, and countercurrent on the right. The second row shows the effect of a near-miss in the harmony, which makes the patterns spin.

The lower two images opposite are from the 1908 book *Harmonic Vibrations*. They show the second overtone, 3:1, a fifth above the octave ($3:1 = 2:1 \times 3:2$), concurrent on the left, countercurrent on the right.

With concurrent pictures, the number of swirls in the middle is given by the difference between the two numbers of the ratio. So the concurrent patterns for the primary musical intervals 2:1, 3:2, 4:3, 5:4, and 5:6 all have a single heart at their center.





THE FOURTH 4:3

with thirds, sixths, and sevenths

By now it will be evident that each harmony displays its own distinct aesthetic character. Unison is simple and assertive. The octave introduces an emphatic flourish, and the fifth, while still fairly simple, has added elegance.


With the fourth the pattern becomes more complicated, though the design is still recognisable without counting the loops. The upper diagram opposite shows the fourth in open phase, the lower in closed phase. An increasing sophistication becomes apparent, and some of the closed phase and near-miss variants have a strange exotic quality.


Introducing perfect thirds increases the complexity. In Just Intonation the major third (5:4) is found below the fourth, the interval between them a halfitone which works out as $4:3 \times 5:4 = 16:15$.

A fourth and a major third ($4:3 \times 5:4$) produce the *major sixth*, 5:3, a minor third (6:5) below the octave and a minor tone (10:9) above the fifth. Likewise, a fourth and a minor third ($4:3 \times 6:5$) create the *minor sixth* (8:5), a major third (5:4) below the octave and a halfitone (16:15) above the fifth.

A fifth and a major third ($3:2 \times 5:4$) produce the *major seventh*, 15:8, while a fifth and a minor third ($3:2 \times 6:5$) give the *minor seventh*, 9:5.

These are the elements of the Just scale.





FURTHER HARMONICS

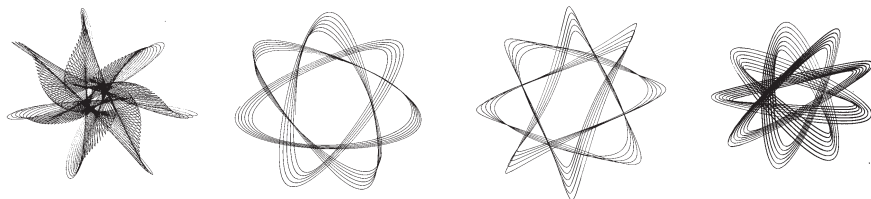
seven limit and higher number ratios

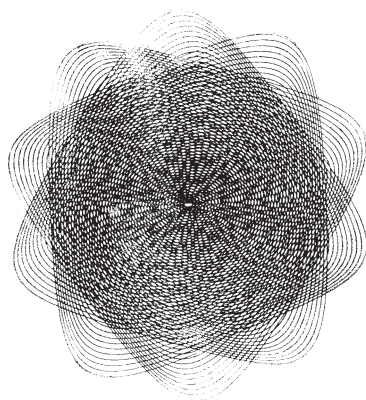

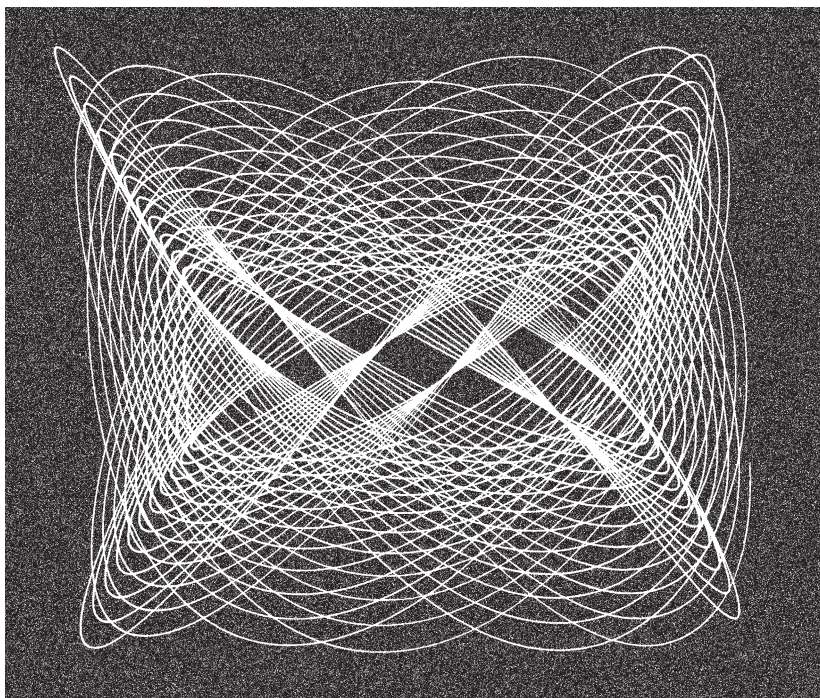
As the numbers in the ratios increase it becomes harder to distinguish the harmonies one from another at a glance: the loops have to be counted, and slight variations produce little of aesthetic value. A typical example, 7:5, is shown opposite top.

Rotary motion produces a series of increasingly complex drawings, influenced by relative frequency, amplitude and direction. In contrary motion the total number of loops equals the sum of the two numbers of the ratio. With concurrent motion the nodes turn inwards, and their number is equal to the difference between the two numbers of the ratio.

The contrary drawings below show a fourth (4:3), another fourth, a major sixth (5:3) and a major third (5:4). The lower pictures opposite, drawn over a hundred years ago, show unequal amplitude drawings of the perfect eleventh 8:3 (an octave and a fourth) and the ratio 7:3 which is found in seven-limit jazz tuning (not covered in this book).

Two octaves and a major third ($4:1 \times 5:4$) equal 5:1, the fourth overtone, which differs from four fifths $(3:2)^4$ as our friend 80:81, the syntonic comma (*see page 194*). In *mean tone* tuning, popular during the Renaissance, this misfit was ironed out and the fifths were flattened very slightly, to $5^{1/4}$ or 1.4953, falling out of tune to please the thirds and sixths.






AMPLITUDE


circles, polygons, flowers and another circle

Much variation can be obtained from a rotary ratio by having unequal sizes in the two circular motions. Opposite we see two frequencies related by a major sixth (5:3). A lower frequency note begins to be influenced by, combines with, and is then more or less replaced by a higher frequency one. When the two notes are at equal volume the lines all pass through the center (*see pages 386–387*). Notice that the sequence is not symmetrical.

Below we see the first three overtones. For the spikiest shapes simply invert the amplitudes. For polygons, square them first.

If you have ever played with a ‘Spirograph’, the harmony is determined by the cogging ratio, and it is the amplitude which is adjusted when you change penholes on the wheel.





TUNING TROUBLES

the Pythagorean comma

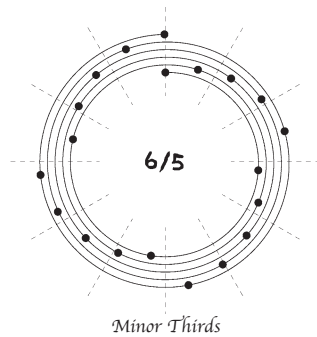
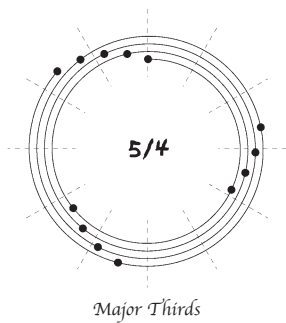
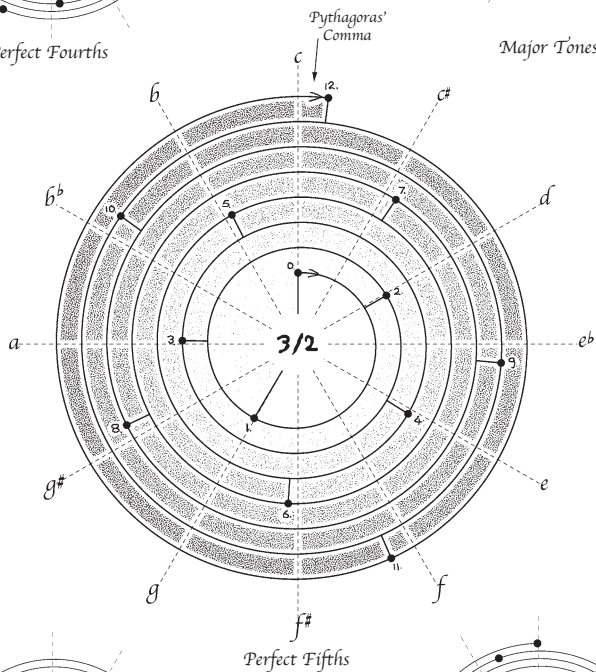
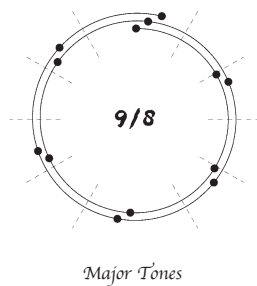
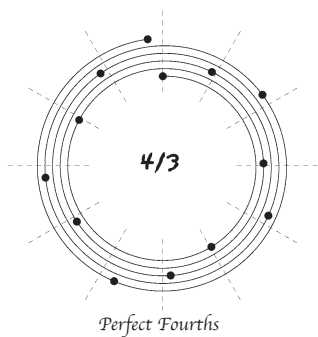
Leaving the harmonograph drawings and returning to the principles of music, you may have noted that musical intervals do not always agree with one another. A famous example of this is the relationship between the octave and the perfect fifth (3:2).

In the central picture opposite, a note is sounded in the middle at o, and moved up by perfect fifths to give the sequence C, G, D, A, E, etc. (*numbered opposite, each turn of the spiral representing a perfect octave*). After twelve fifths we have gone up seven octaves, but the picture shows that we have overshot the final octave slightly, and gone sharp. This is because $(\frac{3}{2})^{12} \approx 129.75$, whereas $(2)^7 = 128$. The difference is known as the Pythagorean comma, proportionally 1.013643, approximately 74:73.

If you kept on spiralling you would eventually discover, as the Chinese did long ago, that 53 perfect fifths (or *Lü*) almost exactly equal 31 octaves. The first five fifths produce the pattern of the black notes on a piano, the *pentatonic* scale (*see pages 272 and 380*).

The smaller pictures opposite show repeated progressions of the major third (5:4), the minor third (6:5), the fourth (4:3), and the whole tone (9:8), all compared to an invariant octave.

It's strange. With all this harmonious interplay of numbers you would have expected the whole system to be a precisely coherent whole. It isn't. There are echoes here from the scientific view of a world formed by broken symmetry, subject to quantum uncertainty and (so far) defying a precise comprehensive 'theory of everything'. Is this why the 'near miss' is so often more beautiful than perfection?



EQUAL TEMPERAMENT

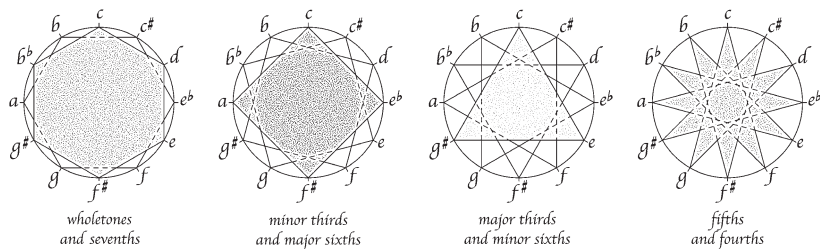
changing keys made easy

Although early tunings enabled many pure harmonics to be played, it was hard to move into other keys, one could only really change *mode* (see page 382). Musicians often had to retune their instruments, or use extra notes reserved for specific scales (classical Indian tuning uses 22 notes).

In the sixteenth century a new tuning was developed which revolutionized Western music and which predominates today. The octave is divided into twelve fixed *equal* intervals, each *chromatic halfitone* being 1.05946 times its neighbour ($2^{1/12}$, roughly 18:17).

The twelve equally spaced notes are arranged in a circle below. Six (flat) wholetones now make an octave, as do four (very flat) minor thirds, or three (sharp) major thirds. The Pythagorean comma vanishes, as do *all* perfect intervals except the octave—it's a clever fudge which allows us to change key easily. It is slightly 'out of tune' and we hear it every day.

Triads are chords of three notes separated by thirds. Opposite top we see major and minor triads involving the note c, in the key of c. Use the mastergrid (*opposite, below*) to navigate the equal-tempered sea, and perceive any 3-4-5 triad in three distinct keys (*after Malcolm Stewart*).



THE KALEIDOPHONE

squiggles from a vibrating rod


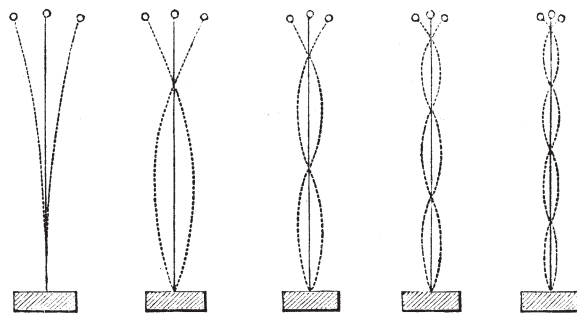


An interesting nineteenth century precursor to the harmonograph was the *kaleidophone*, invented by Sir Charles Wheatstone in 1827, who described it as a “Philosophical Toy”. Like the harmonograph, it displayed optical figures of harmonics.

The simplest version of the device consists of a steel rod with one end firmly fixed into a heavy brass stand and the other fixed to a small silvered glass bead, so that when illuminated by a spotlight a bright spot of light is thrown upon a screen placed in front of it. Depending on how the kaleidophone is first struck, and then subsequently stroked with a violin bow, a surprising number of patterns can be produced (*a few are shown opposite*).

The kaleidophone does not behave like a string, as it is only fixed at one end. Like wind instruments, which are normally open at one end, the mathematics of its harmonics and overtones are slightly more complicated than the monochord or the harmonograph and the positions of the nodes are more variable (*the lower images opposite show some early overtones*).

Other versions of the kaleidophone used steel rods with square or oval cross-sections to give further patterns. Wheatstone used to refer to his invention as a ‘philosophical toy’, and indeed, as we look at these patterns, it is easy to feel wonder at their simple beauty.

To make your own kaleidophone, try fixing a knitting needle into a vice and sticking a silver bead or cake decoration ball to the free end. Use or make a bright point light source.



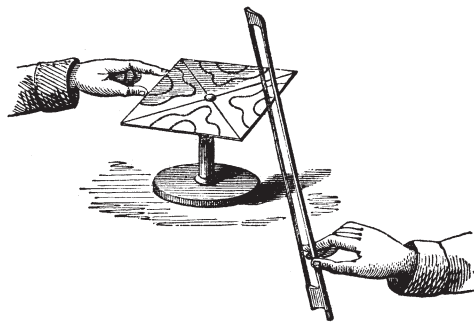
CHLADNI PATTERNS


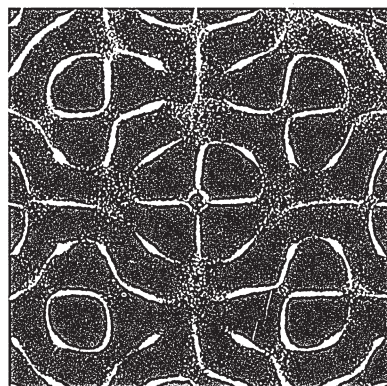
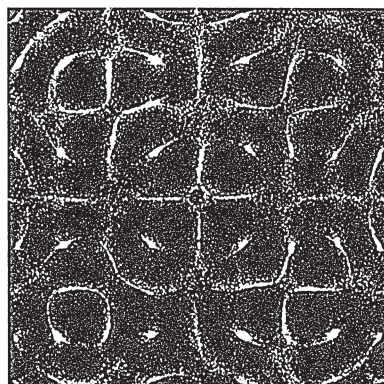
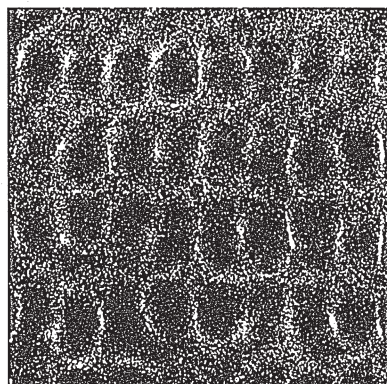


vibrating surfaces

So far we have only considered vibrating strings and other simple systems, but surfaces also can be made to vibrate, and they too can display harmonic or resonant patterns.

In 1787 Ernst Chladni found that if he scattered fine sand on to a square plate, and bowed or otherwise vibrated it, then certain notes, generally harmonics of each other, each gave rise to different patterns in the sand on the plate. As with the harmonograph, other disharmonic tones produced a chaotic mess. Sometimes he found that further patterns could be created by touching the side of the plate at harmonic divisions of its length (*shown below*). This created a stationary node (*like the feather on page 192*). Later work revealed that circular plates gave circular patterns, triangular plates triangular patterns and so on.

The six pictures opposite are from Hans Jenny's book *Cymatics*, one of the seminal texts on this subject. The vibration picture appears gradually, the sand finding its way to stationary parts of the plate as the volume steadily increases through the sequence.






RESONANCE PICTURES


and how to sing a daisy

A more complete set of Chladni figures is shown opposite, all two or fourfold because they were produced on a square plate.

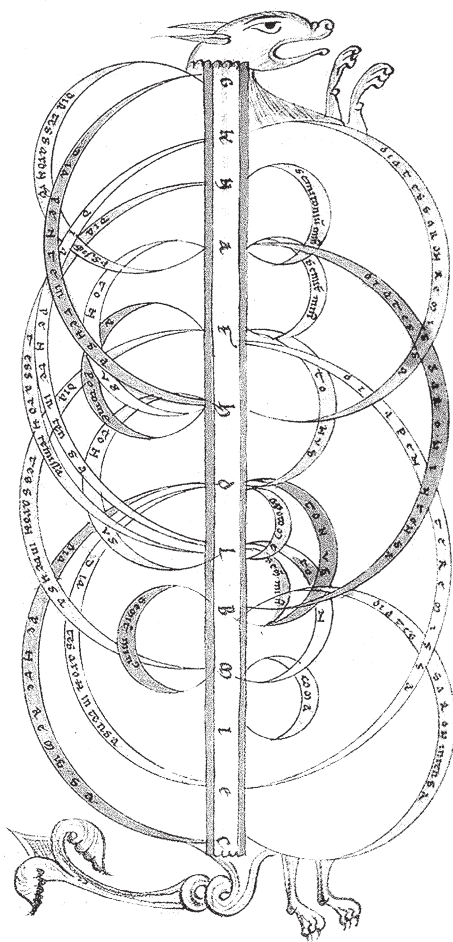
Below, however, we see some circular pictures. They were photographed by Margaret Watts Hughes, a keen singer, in the 1880s on an ingenious device called an *eidophone*, which consisted of a hollow base with a membrane stretched across it and a tube attached to its base with a mouthpiece at the other end. As Mrs. Hughes sang down the tube, fine lycopodium powder scattered on the taut membrane suddenly came to life, bouncing away from some places and staying still at others, producing shapes which she likened to various flowers.

Yet again, we see recognisable forms and shapes appearing from simple resonance and harmony.





BOOK V



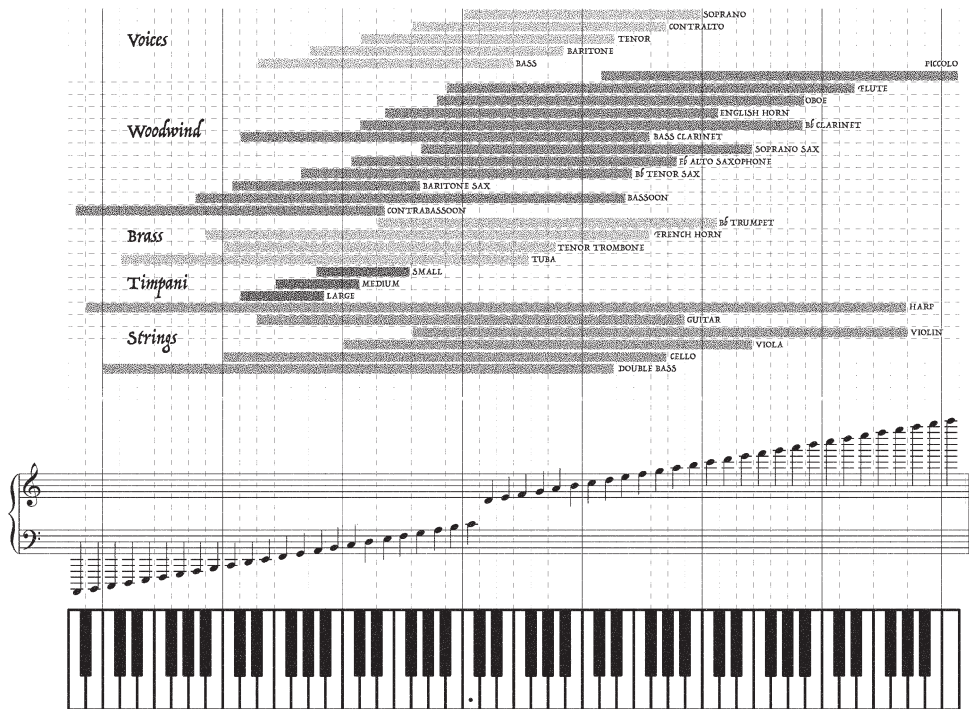
Zoomorphic monochord, from De Musica by Boethius [480–524 AD].

THE ELEMENTS OF MUSIC

Melody, Rhythm, & Harmony



Jason Martineau



Frequency
Hz

Period
ms

Note
Name

MIDI
number

27.500	29.135	30.868	32.40	34.32	36.36	A0	21
30.868	32.40	34.32	36.36	38.891	41.203	B0	22
32.40	34.32	36.36	38.891	41.203	43.654	C1	23
34.32	36.36	38.891	41.203	43.654	46.249	D1	24
36.36	38.891	41.203	43.654	46.249	48.999	E1	25
38.891	41.203	43.654	46.249	48.999	51.913	F1	26
41.203	43.654	46.249	48.999	51.913	55.000	G1	27
43.654	46.249	48.999	51.913	55.000	58.270	A1	28
46.249	48.999	51.913	55.000	58.270	61.735	B1	29
48.999	51.913	55.000	58.270	61.735	65.406	C2	30
51.913	55.000	58.270	61.735	65.406	69.296	D2	31
55.000	58.270	61.735	65.406	69.296	73.416	E2	32
58.270	61.735	65.406	69.296	73.416	77.782	F2	33
61.735	65.406	69.296	73.416	77.782	82.407	G2	34
65.406	69.296	73.416	77.782	82.407	87.307	A2	35
69.296	73.416	77.782	82.407	87.307	92.499	B2	36
73.416	77.782	82.407	87.307	92.499	97.999	C3	37
77.782	82.407	87.307	92.499	97.999	103.83	D3	38
82.407	87.307	92.499	97.999	103.83	110.00	E3	39
87.307	92.499	97.999	103.83	110.00	116.54	F3	40
92.499	97.999	103.83	110.00	116.54	123.47	G3	41
97.999	103.83	110.00	116.54	123.47	130.81	A3	42
103.83	110.00	116.54	123.47	130.81	138.59	B3	43
110.00	116.54	123.47	130.81	138.59	146.83	C4	44
116.54	123.47	130.81	138.59	146.83	155.56	D4	45
123.47	130.81	138.59	146.83	155.56	164.81	E4	46
130.81	138.59	146.83	155.56	164.81	174.61	F4	47
138.59	146.83	155.56	164.81	174.61	185.00	G4	48
146.83	155.56	164.81	174.61	185.00	196.00	A4	49
155.56	164.81	174.61	185.00	196.00	207.65	B4	50
164.81	174.61	185.00	196.00	207.65	220.00	C5	51
174.61	185.00	196.00	207.65	220.00	233.08	D5	52
185.00	196.00	207.65	220.00	233.08	246.94	E5	53
196.00	207.65	220.00	233.08	246.94	261.63	F5	54
207.65	220.00	233.08	246.94	261.63	277.18	G5	55
220.00	233.08	246.94	261.63	277.18	293.67	A5	56
233.08	246.94	261.63	277.18	293.67	311.13	B5	57
246.94	261.63	277.18	293.67	311.13	329.63	C6	58
261.63	277.18	293.67	311.13	329.63	349.23	D6	59
277.18	293.67	311.13	329.63	349.23	369.99	E6	60
293.67	311.13	329.63	349.23	369.99	392.00	F6	61
311.13	329.63	349.23	369.99	392.00	415.30	G6	62
329.63	349.23	369.99	392.00	415.30	440.00	A6	63
349.23	369.99	392.00	415.30	440.00	466.16	B6	64
369.99	392.00	415.30	440.00	466.16	493.88	C7	65
392.00	415.30	440.00	466.16	493.88	523.25	D7	66
415.30	440.00	466.16	493.88	523.25	554.37	E7	67
440.00	466.16	493.88	523.25	554.37	587.33	F7	68
466.16	493.88	523.25	554.37	587.33	622.25	G7	69
493.88	523.25	554.37	587.33	622.25	659.26	A7	70
523.25	554.37	587.33	622.25	659.26	698.46	B7	71
554.37	587.33	622.25	659.26	698.46	739.99	C8	72
587.33	622.25	659.26	698.46	739.99	783.99	D8	73
622.25	659.26	698.46	739.99	783.99	830.61	E8	74
659.26	698.46	739.99	783.99	830.61	880.00	F8	75
698.46	739.99	783.99	830.61	880.00	932.33	G8	76
739.99	783.99	830.61	880.00	932.33	987.77	A8	77
783.99	830.61	880.00	932.33	987.77	1046.5	B8	78
830.61	880.00	932.33	987.77	1046.5	1108.7	C9	79
880.00	932.33	987.77	1046.5	1108.7	1174.7	D9	80
932.33	987.77	1046.5	1108.7	1174.7	1244.5	E9	81
987.77	1046.5	1108.7	1174.7	1244.5	1318.5	F9	82
1046.5	1108.7	1174.7	1244.5	1318.5	1396.9	G9	83
1108.7	1174.7	1244.5	1318.5	1396.9	1480.0	A9	84
1174.7	1244.5	1318.5	1396.9	1480.0	1568.0	B9	85
1244.5	1318.5	1396.9	1480.0	1568.0	1661.2	C10	86
1318.5	1396.9	1480.0	1568.0	1661.2	1760.0	D10	87
1396.9	1480.0	1568.0	1661.2	1760.0	1864.7	E10	88
1480.0	1568.0	1661.2	1760.0	1864.7	1975.5	F10	89
1568.0	1661.2	1760.0	1864.7	1975.5	2093.0	G10	90
1661.2	1760.0	1864.7	1975.5	2093.0	2217.5	A10	91
1760.0	1864.7	1975.5	2093.0	2217.5	2349.3	B10	92
1864.7	1975.5	2093.0	2217.5	2349.3	2489.0	C11	93
1975.5	2093.0	2217.5	2349.3	2489.0	2637.0	D11	94
2093.0	2217.5	2349.3	2489.0	2637.0	2793.0	E11	95
2217.5	2349.3	2489.0	2637.0	2793.0	2960.0	F11	96
2349.3	2489.0	2637.0	2793.0	2960.0	3136.0	G11	97
2489.0	2637.0	2793.0	2960.0	3136.0	3322.4	A11	98
2637.0	2793.0	2960.0	3136.0	3322.4	3520.0	B11	99
2793.0	2960.0	3136.0	3322.4	3520.0	3951.1	C12	100
2960.0	3136.0	3322.4	3520.0	3951.1	4186.0	D12	101
3136.0	3322.4	3520.0	3951.1	4186.0		E12	102
3322.4	3520.0	3951.1	4186.0			F12	103
3520.0	3951.1	4186.0				G12	104
3951.1	4186.0					A12	105
4186.0						B12	106
						C13	107
						D13	108

Above: Just over seven octaves of the audible spectrum, centered on middle C, showing the positioning of different instruments within the range of audible frequencies. Data for frequency and period is given for equal temperament.

INTRODUCTION

MUSIC IS THE ART MEDIUM that communicates interiority, being only perceived by the ears, and received by the mind. A strict approach to understanding music will consequently always have something lacking as music theory, in essence, is primarily descriptive and not prescriptive. The tendencies and practices in music are only observed and cataloged upon analysis, after the fact. It is the hearts and minds of human beings that shape and weave melodies, harmonies, and rhythms together into meaningful tapestries, imbued with the interior landscapes of their immediate experiences.

Much of the theory in this book is based upon the European classical tradition, starting around the early 18th century. The content is designed to get you started in understanding the relationships of the tones and rhythms, and in unpacking the inherent properties of sound in the process, and then, perhaps, music in general.

For the purposes of this book all principles are presented assuming equal temperament, the prevalent tuning system for over 300 years. The word ‘tone’ and ‘note’ may sometimes be used interchangeably, but generally ‘tone’ refers to the audible sound, and ‘note’ refers to the written symbol. Other terms can be consulted in the glossary.

I hope this book will reveal how the underlying harmonic template of sound acts as an organizational framework from which the fabric of music is woven, influencing our perception of accord, discord, tension and release, telling a story, making a journey.

WHAT IS MUSIC?


and all that jazz

MUSIC IS ... a mother's lullaby. It gives sound to our feelings when we have no voice, words when we are silent. In it we praise, love, hope, and remember. In the breath of the soul, the contours of the path of a hummingbird in flight, and the wind that carries it; music shapes and shivers into endless colours, nuanced and diverse, and eternally creative. It is Spirit taking form.

Music is carried by the vibrations of molecules of air, like waves upon an ocean. It perhaps uniquely captures and conveys the interior landscape of one human mind to another, holding our tears and sweat, pain and pleasure, packaged as paeans and preludes and etudes and nocturnes. It is the texturization of the deliquescence of time, the ebb and flow of mood and meaning. It ruminates, vacillates, contemplates, and stimulates.

In music we organize and fantasize, arranging the elements of music—*melody*, *rhythm*, and *harmony*—into meaningful shapes and patterns. Its rhythms move our hands, feet and bodies to the pulses of the universe. Its harmonies breathe with the exploratory intricacies and curiosities of relationship and proportion, consonance, dissonance, assonance, and resonance. Its melodies flutter into flights of fancy, weaving woe and wonder.

When music is married to language, then what is spoken becomes song, elevating the intentions and entreating us to listen more deeply, making the profane sacred. Music soothes the soul, and the savage beast. Orpheus mystifies creatures and trees, changing the course of rivers, outplaying the Sirens' song with his lyre. Radha and Krishna play the flute and dance jubilantly.



Temple Of Music by Robert Fludd (1574–1637). At lower left Pythagoras discovers that the ratios of hammer weights correspond to the octave, fifth, and fourth. On the wall lower right the basic rhythms are notated along a bass staff. Above these are the three kinds of hexachords, the six-note scales of medieval music. To the left of this is the lambda, a matrix of note relationships and ratios going back to Plato. The upper diagonal portion of that region is a diagram of intervallic distances between pitches in the scale. Running vertically further left is the monochord. Above the diagonal matrices is an actual composition putting all these practices into a musical structure.


EPIGRAMS AND DIALECTICS


ideas in sound

When music parallels language, it often chooses devices that resemble epigrams or poetic devices. Take the epigram ‘Live, Love, Learn.’ This collection of words, when arranged together, takes on an emergent inter-associative meaning that transcends the individual parts. Notice the alliteration of ‘L’s, and the use of ‘learn’ in the sequence to diffuse the rhyming scheme of the first two words, and close the set. Additionally, all three words are monosyllabic, and can be used both as conceptual infinitives (to live, to love, to learn) and as imperatives (Live! Love! Learn!).

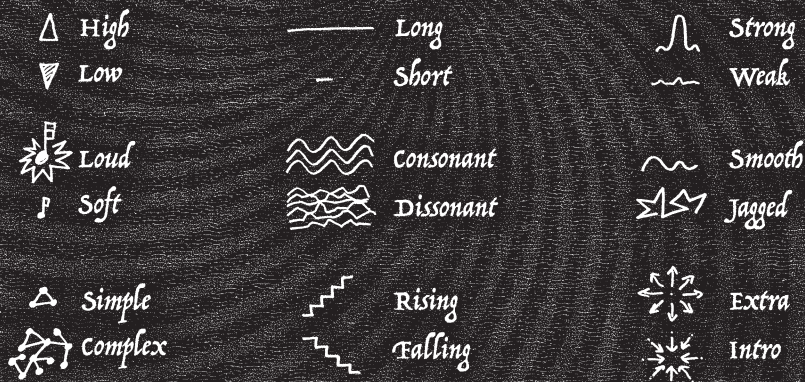
In both music and language the components of epigrams are often synthesized or unified through paradox, an essential quality for having an aesthetic response and remembering the phrase. In music notes rise and fall, are consonant and dissonant, staccato and legato, or push and pull one another, these fundamental dualities representing the paradoxical nature of reality itself. Small pieces of meaning are arranged from them into larger forms based on their structure, and, perceiving this unity of opposites, the listener is temporarily removed from the dualistic separated stream of everyday life into the realm of unification.

The ‘Happy Birthday’ melody epigram (*see opposite*) undergoes various permutations and transformations but retains its fundamental characteristics, and thus stays satisfyingly recognizable to the end.





Above: 'Happy Birthday.' The melody starts on the 5th of the major scale, a long note followed by a short, repeated, then the 6th to the 5th, and a leap upwards of a fourth to the octave, before falling a half step. The first repetition of this idea is the same, except the leap upward is now larger (a fifth) followed by a fall of a whole step. The third time it is followed by a leap upwards of an entire octave (small interval becomes large), and where the melody previously fell by one step, now it falls twice, with a salient dissonance on the person's name elongated on a strong beat. The final phrase repeats the opening lyric, on a dissonant tone, falling by a step, leaping down, and another step. A well-constructed dialectic of leaps and steps, up and down, resting and moving tones, alternating on strong and weak beats, carrying us effortlessly on a tiny journey, a slow striving ascent upward, and a gentle cascade downward, parachuting to the tonic or home key of the piece.



Above: Much of the communication of meaning in music is dependent upon opposites. Chromatic-diatonic, leap-step, repeat-contrast ... opposites interplay as the narrative unfolds to carry the listener along. Contexts are defined immediately by the first sounds the music presents, and all that follows is constantly compared to what precedes, in the short-term and long-term, as time passes. Thus the interplay of these dialectics becomes clear as the music unfolds. Opposites in conflict create drama; opposites in accord appear as beauty.


ACOUSTICS AND OVERTONES

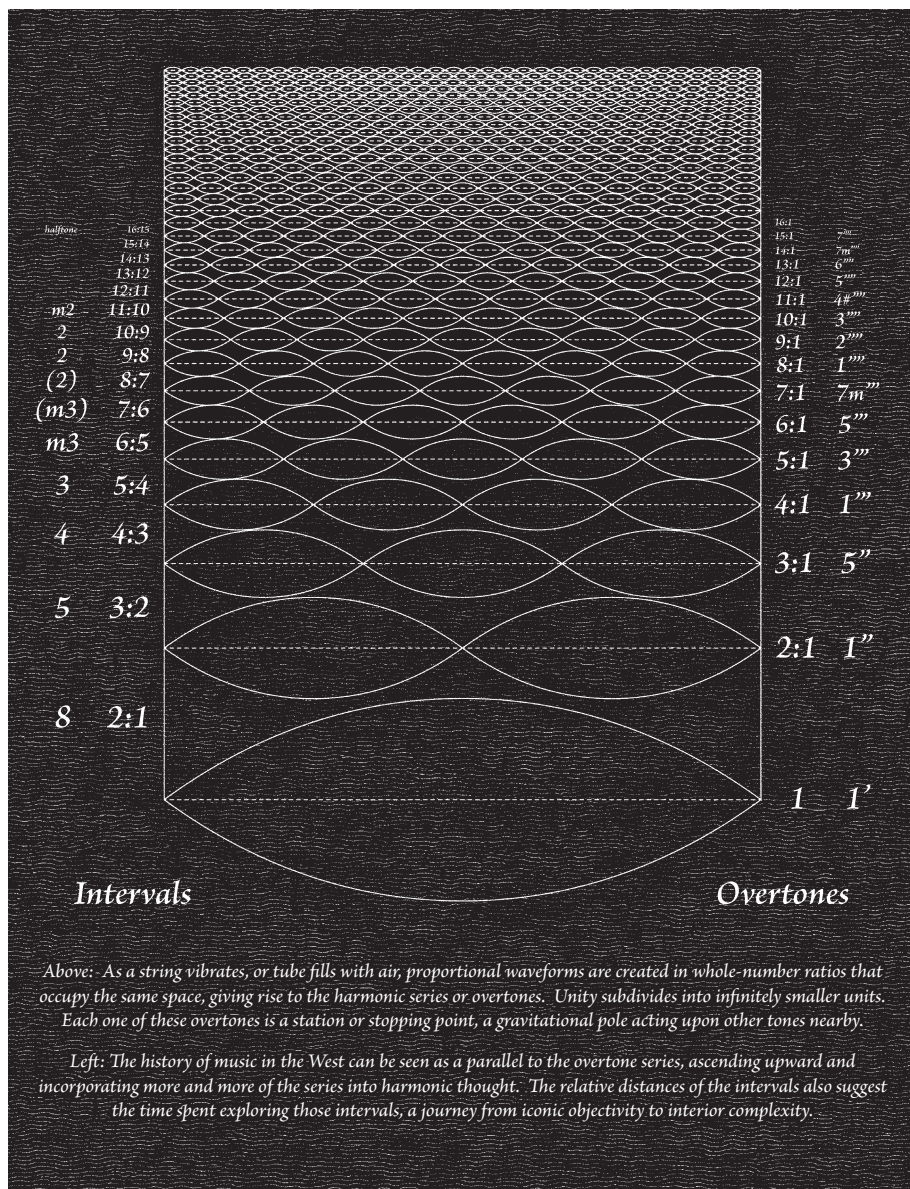
from one note to seven and beyond

Any sound that can be perceived as a pitch or tone will have some periodicity in it, vibrating at a regular frequency with a specific mixture of overtone amplitudes (*see opposite*), creating a distinctive timbre. An oboe, sitar, or piano can all play the same tone, yet sound different. The vowels A, E, I, O and U are created by the trapping or releasing of overtones with the shape of the mouth and lips.

The other component of sound, noise, has no periodicity—a hammer striking, a finger plucking, a bow scraping, the sound on a television with no signal. Bands of noise are named by colour (white noise, pink noise, gray noise), and are part of the musical sounds an instrument can produce. The noise component of a sound can be compared to the consonants in language, with drums as plosives, shakers as fricatives, and cymbals as sibilants.

Essentially, musical sound can be described much in the way language sound can: a combination of tones that vary overtone content with a noise component that initiates the sound, sometimes continues it, and occasionally also closes it, the function of consonants, with an organizing rhythm and form.





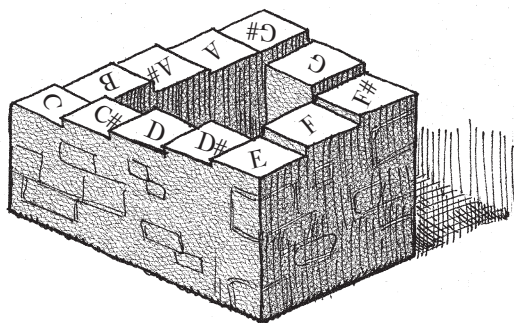
UNDERSTANDING SCALES

streets and stairways

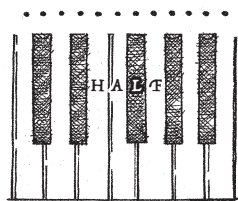
A scale is a collection of discrete tones that are a subset of the pitch continuum and that normally climb an octave in a certain number of steps, often seven. Most of the unique and beautifully diverse musical scales from around the world owe a large part of their heritage to the overtone series and use the fifth, the first tuned note, as the fundamental unit. Fifths are piled up, one atop another, and then transposed back down to a single octave. Thirds can also be prioritized to derive a scale (e.g. mean tone tuning) and a myriad of other methods all sculpt the different tuning systems that have emerged—each of them trying to solve the problem of locking a fluid, infinite curve or spiral into a grid or circle. The scale becomes a playground for a melodic drama unfolding the relative tensions of these overtones with the tones between them.

The basic stations are: 1-3-5-1, the major chord consisting of root, third, and fifth, created by the overtones 2:1 (the octave, the only note that when reached gives the distinctive impression of the fundamental tone below it, the same, yet different), then from 3:1, the fifth, which has the next quality of sameness, though it is in fact a different pitch entirely. Then 4:1, another octave, then 5:1, which becomes the third, generally conveying the major or minor quality of a chord, scale, or melody. Many 5-note and 7-note scales utilize this underlying structure, and in many variations, but the fundamental structures are 1-2-3-5-6 (pentatonic) and 1-2-3-4-5-6-7 (the major and various other scales). Seven is born from five.

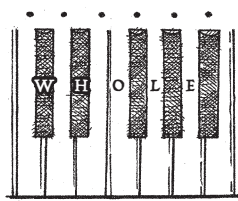
A 7-note scale in a 12-note environment means that 5 notes will always be missing. In Middle-Eastern systems 7 notes are chosen (in performance) from 17; in India 7 are chosen from 22.



Left: This modified Penrose staircase shows the paradox of the musical octave. As we traverse a scale either ascending or descending, there is a simultaneous departure and return; we are coming and going at the same time.



Half steps



Whole steps

Half steps: In chromatic tuning, e.g. on a keyboard, the distance from any note to its neighbour, white or black, is a half step or halftone. Western chromatic tuning has twelve equal half steps to the octave: C-C#-D-D#-E-F-F#-G-Ab-A-Bb-B-C

Whole steps: Whole steps or tones are equivalent to two half steps. They too can traverse white or black, depending upon where they fall on the keyboard.

The pair of mutually exclusive scales made solely of whole steps are: C-D-E-F#-G#-Bb and Db-Eb-F-G-A-Cb

	Do	Re	Mi	Fa	So	La	Ti	Do
Ionian								
Dorian			b				b	
Phrygian		b	b			b	b	
Lydian				#				
Mixolydian							b	
Aeolian		b				b	b	
Locrian	b	b			b	b	b	

Above: The seven modes with their Greek names. Left: By sliding the starting point of the scale set one note to the right, all whole steps and half steps move to the left, creating six further modes from a seven note scale. Right: A way to generate the modes compared to the major scale (Ionian) by making a few chromatic adjustments, flat or sharp.

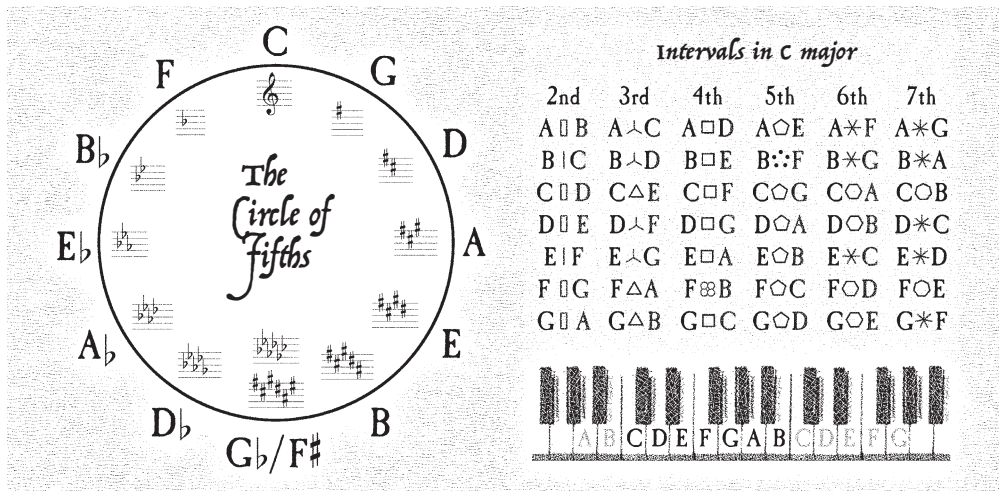
MEET THE INTERVALS

and the circle of fifths

A musical interval is the distance between two tones, and although tuned slightly differently from culture to culture, the same intervals are broadly found all over the world. Intervals can be thought of in two ways: the first is as an ever-contracting series of simple frequency ratios, so that the first interval (the *octave*) is a 2:1 relationship, the second (the *fifth*) is 3:2, and the third (the *fourth*) is 4:3. Then follow the *major third* of 5:4, the *minor third* of 6:5, the *second* of 9:8 or 10:9, and yet smaller intervals, with names like the *quarter tone*, *shruti*, *li*, *comma*, *apotome*, and *microtone*, depending upon the era and culture.

The second way of looking at this series is to compare intervals to the fundamental to which they all relate. This approach results in an octave (2:1), a fifth (3:1), another octave (4:1), a major third (5:1), another fifth (6:1), a seventh (7:1), another octave (8:1), a second (9:1), a third (10:1), and a *tritone* (11:1), etc. If the first view is relative, with each partial compared to its nearest neighbour, then the second view is absolute, as intervals take an absolute value compared to the fundamental. Both views are useful when taking an analytical approach to the construction of musical scales and the melodies that ultimately derive from them.

Notice the octave, fifth, and major third appearing in both systems. All scales around the world broadly contain these intervals in some form, with their precise tuning revealing slight variations and nuances in instrument construction and cultural tastes. Those using the first approach tune their instruments and derive their scales by the relationship of each overtone to one another, while others using the second approach relate intervals to their fundamental.

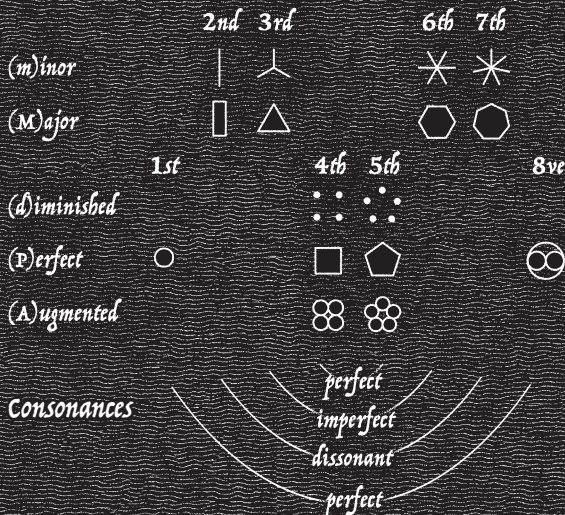


Above left: The circle of fifths is a diagram of common tones. Chromatic notes (sharps and flats) are added in the order of perfect fifths to preserve the whole and half step relationships in the major scale built upon any note. Any consecutive seven fifths on the circle yield all the notes in any one of the twelve major scales. Accidentals occur whenever an alteration to a scale must be made to preserve the syntax of the alphabet. Opposing notes on the wheel form a tritone, the symmetrical interval that cuts the octave in half.

Above right: A table of the intervals present in the key of C major, the white notes on a piano.

Right: A symbolic system of glyphs used in this book for describing musical intervals and their relative sizes. Note the shapes expanding and contracting with the size of the interval. Minor and diminished intervals are smaller by one half-tone than their respective major and Perfect counterparts. Augmented intervals are one half-tone larger than perfect. Major and minor are sometimes referred to as hard and soft (dur and moll).

The lower part of the diagram shows the symmetrical nature of the consonances of the intervals. Unison, the fourth, fifth and octave are perfect. Thirds and sixths are imperfect consonances, while seconds and sevenths are dissonances.




BASIC RHYTHMS

meter and the big beat


Rhythm is the component of music that punctuates time, carrying us from one beat to the next, and it subdivides into simple ratios just like pitch. Even in seemingly complex rhythms an underlying structure based on groupings of divisions into 2 and 3 is often perceptible. The march and the waltz are thus nodes in the subdivision of rhythm, and the tensions created by *polyrhythms* and *syncopation* push and pull against the gravity of these nodes, just as individual musical notes do in a scale. All of this happens through time, creating a framework of epigrams, disclosing their plight or journey, existing within a system of rules.

Rhythmic structures are organized into *measures* for the purpose of notation, which denote time parceled into groups of beats. In 4/4, each measure has four beats marked by quarter notes, which often show up in groups of four measures. Within most rhythms a pulse of strong and weak beats, or strong and weak parts of beats, also exists, and *chords* are placed in each measure at either the *anacrusis* or the *ictus*, ‘between’ or ‘upon’ the beats, to convey harmonic movement and reinforce the sense of tonality. The unfolding and varying of the resulting tensions and releases through time is responsible for much of the emotive and expressive power of rhythm.

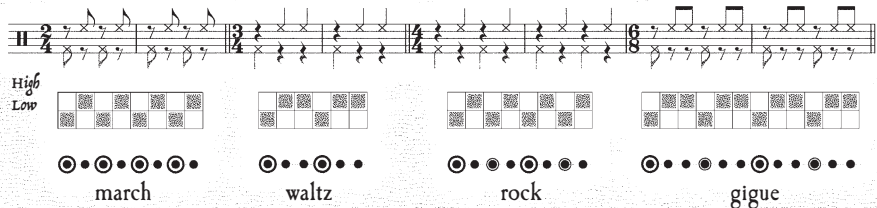
The rate at which events pass is also a crucial component of any rhythmic texture, often measured by beats per minute (BPM). A pulse’s subdivisions are partly meaningless without knowing its rate or *tempo*.



NOTES AND RESTS



Above: The basic duple subdivisions of the beat as notes (left) and rests (right). The values are, from top to bottom, whole, half, quarter, eighth, and sixteenth. This process can continue up to one-hundred-twenty-eighth notes. The rest occupies the same potential space as a note does, and provides breath and space, helping to clarify different parts.



Musical styles are often expressed by their rhythmic patterns, and the grouping and subgrouping of their component strong and weak beats. Shown here are some of the most basic ones, built upon 2 and 3, simple and compound.



In a time signature, the numerator indicates the number of beats per measure, and the denominator indicates which subdivision will receive the beat. The measure, or bar, separated by lines, indicates a rhythmic cell, one repetition of the basic grouping or cycle.

LONG AND SHORT

Duples

Iamb | —
Trochee — |
Spondee — —
Dibrach ||

Triples

Tribrach |||
Dactyl — ||
Amphibrach | — |
Anapest || —
Bacchius | — —
Antibacchius — — |
Amphimacer — | —
Molossus — — —

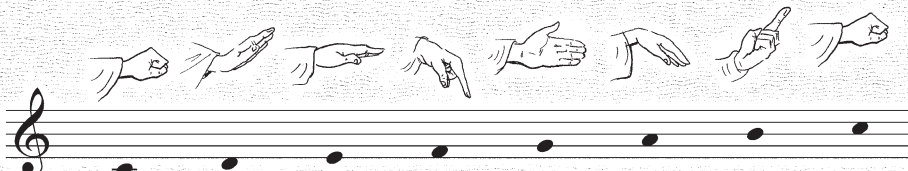
The poetic feet measure all the possible combinations of long and short in duple and triple groupings, twelve total.

TONE TENDENCIES

tension and release

Because of the powerful gravity and stability of the stations of the scale, notes that deviate from these are perceived as transitional. Whole and half steps, and even minor and major thirds, all manifest varying degrees of tension, which is then released when a station is reached, or when transitional notes are traded for less dynamic transitional notes. Additionally, notes that are farther from a stopping point or station are less active or dramatic in relation to it than adjacent ones. Minor scales have basically the same set of tensions as major scales (*see page 274*).

A further level of complexity occurs in music that has chord progressions and modulations, as the set of tensions can change. Here the initial root, third, and fifth of a chord (and scale) are the stations, with the rest of the tones intermediary, but as the chord changes, the root, third, and fifth of the new chord become the new stations, or secondary stations. However, without an actual modulation, the importance of the primary set of relations is not lost in memory, and a tiered set of relationships is created. Since chords can be constructed with any note of the scale as a root, they can both take on the same stable or transitional aspects as the roots upon which they are built already possess, and contain their own subset of stations, forming two tiers of stability or instability working at any given moment. The genius of a good melody involves the understanding of these two tiers of relationships, and the skillful implementation of manipulating expectation and result against those natural tensions, based largely upon the utilization of memory, incorporating expectation and fulfillment.

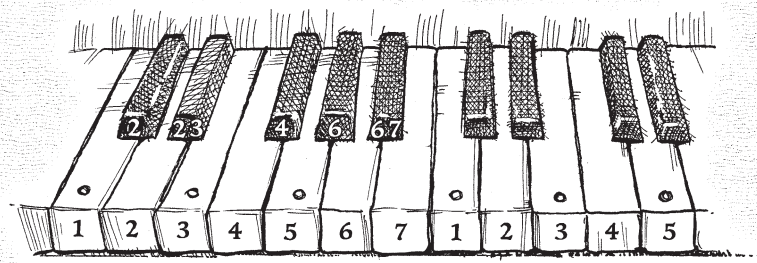


	Do	Re	Mi	Fa	So	La	Ti	Do
Western	ROOT	ROUSING	STEADY	DESOLATE	GRAND	SAD	LEADING TONE	
	FIRM	HOPEFUL	CALM	AWE	BRIGHT	WEeping	PIERCING	
Indian	Sa	Re	Ga	Ma	Pa	Da	Ni	Sa
	BASIS	JOY	ANGER	CLEANSING	SPEECH	NIGHT	AGITATED	
	STRONG	SEXUALITY	WRATH	YIN	YANG	PLEASURE	EFFORT	

Above: The seven tones of the major scale, their Curwen hand signs, and associated qualities. Horizontal hand signs indicate the stations, the others signify the tendencies of the intermediary tones, pushing down or pulling up.



Above: The main theme of the 2nd movement of Beethoven's Pathétique Sonata in Ab Major with Kodaly hand signs. The accidentals (E-natural in bar 5 and A-natural in bar 7) act as temporary leading tones, so they receive the 'ti' hand.



Above: Intermediary tones each come in varying flavours. The second can be either lowered, natural, or raised; the fourth can only be natural or raised. If it were lowered it would become the third. The sixth can come in three flavours, but the seventh is also limited, for it can only be lowered or natural. If it were to be raised it would become the octave.

BASIC HARMONIES

triangles and triads

The major triad, which occurs naturally in the harmonic series as a pair of thirds (a major, then a minor, adding to a fifth), is the foundation of tertial music (chords constructed in thirds) around the world, the perfect fifth and major third being, after the octave, the most stable and resonant intervals, derived from the overtones.

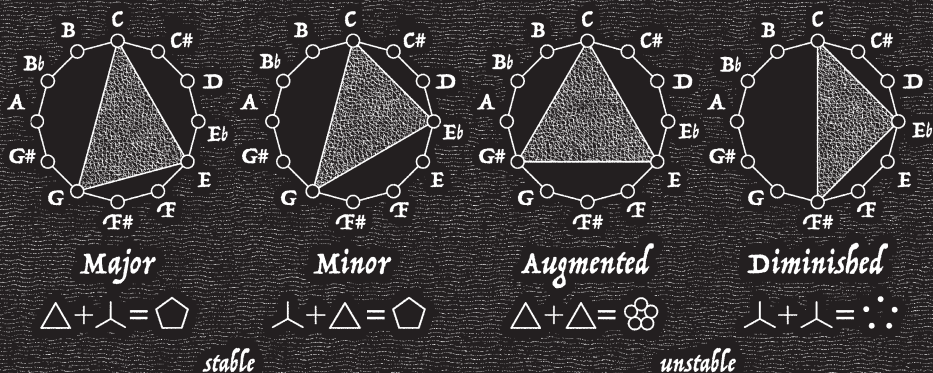
Moving a note from the bottom to the top of a triad creates an inversion (*below*), with the same notes, but with a new bass. Notice how major triads in first inversion have two minor intervals, giving them an opposite flavour. The same holds true of minor chords, which in their first inversion sound markedly major, since two of their three intervals are major. Diminished and augmented chords are often said to be rootless, as they have no stable fourth or fifth.

Inversions conspire to strengthen or weaken the importance of the root. In root position the fundamental intervals are all in place as in the overtone series, the bottom note receiving the identity of the chord built upon it. In the first inversion, the third of the chord is in the bass but has no strong intervals above it to emphasize its importance. Instead, the root, now at the top, is supported by a perfect fourth just below it, another strong architectural interval. The same is true with the fifth in the bass, the second inversion, where a perfect fourth again supports the root. The combined notes thus always point to their root position, stacked in thirds.


$\Delta \wedge \square$ $\wedge \square *$ $\square \Delta \square$
 $\Delta \wedge \square$ $\square \Delta \square$ $\square \wedge *$
 $\wedge \wedge ::$ $\wedge \boxtimes$ $\boxtimes \wedge \square$
 $\Delta \Delta \boxtimes$ $\Delta :: *$ $:: \Delta *$

root 1st 2nd
 root 1st 2nd
 root 1st 2nd
 root 1st 2nd

Major Minor Diminished Augmented



Above: The four chord qualities of triads; two stable, and two unstable. Symmetrical chords sound unresolved or unstable, while asymmetrical chords sound stable because of the presence of the perfect fifth, the only interval (with its inversion, the fourth) that does not divide the octave equally. Changing the fifth by one half step, in either case, produces symmetry and instability. Perfect fourths and fifths are the architecture of the system that contain the fluid symmetry of all the other intervals.



Above: A grid which contains the four chord qualities built upon notes and their enharmonic equivalents. Follow the keys on the left and right to spell any of the four chords in thirds.

BASIC MELODY

steps and leaps, contour and gesture

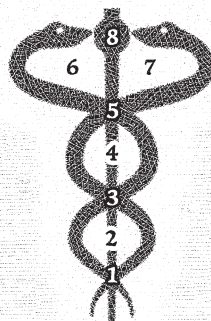

A melody is created by the succession of tones through time. Step by step, note by note, an outline is formed, a path carved. Gestures appear, like the inflections used in speech, or the dialectic of rising and falling tones, or the contrast of high and low notes. A distant leap feels large and grandiose, a small one more fluid and gentle. Curved or jagged contours can be suggested.

Melodies are normally a mixture of small *steps* and larger *leaps*, with a leap in one direction inducing a yearning for completion by a step in the opposite direction, leaving a gap to be filled in. The continuous nature of melody means that when notes stray far, the listener, following the path to find out where it leads, likes them to remain connected and return. This is often manifested by a rhythmic intertwining of tones in and out of the stations of the scale.

The expressivity of a melody comes in part by the tension and release of the intermediary notes of the scale, their rhythmic placement on a strong or weak beat intensifying or diminishing their effect. Sometimes a melody can act as two melodies, by leaping up and down, thus alternately maintaining two independent threads, each on their own pitch level (or *register*). Other melodies rely on pitches predominantly rising or falling for their effect.

Melodies in vocal music are either *melismatic*, with many pitches to one syllable, or *syllabic*, with one pitch per syllable.

Silent pauses, or rests (*caesura*) are essential to melodies. They allow time for breath, reflection, and interaction with the music. Listeners wait for the next event, suspended, anticipating. A well-placed rest in a theme can be a powerful musical moment.




Above: Melodies are easily expressed visually. They weave between the strong stations of the scale and the weaker, transitional parts, which contribute to the tensionality and expressive shape of any melody.



Upper Neighbour

Decorates a station from above,
weak beat




Lower Neighbour

Decorates a station from below,
weak beat



Passing Tone

Acts as a bridge between two
stations, weak beat



Appoggiatura

A non-station event that leans on a
station, strong beat



Escape Tone (éscappée)

A non-station note that escapes a step
in one direction and leaps in the other



Double Neighbour

A neighbour group, upper and lower,
often dissonances decorating a station

Non-station notes can be either accented or unaccented, falling on strong or weak beats (except the appoggiatura, which is always accented). When they occur on strong beats, they compete more strongly with the stations to convey the harmony.



Above: Melodic ornaments and embellishments, such as (from left to right) trills, mordents, turns, and grace notes, are also melodic formulae, on the smallest scale.

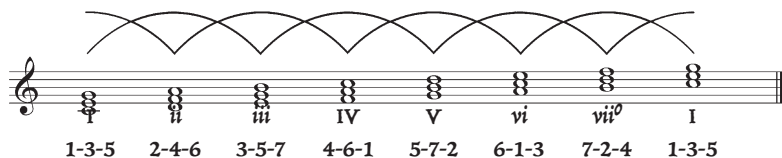
CHORD PROGRESSIONS

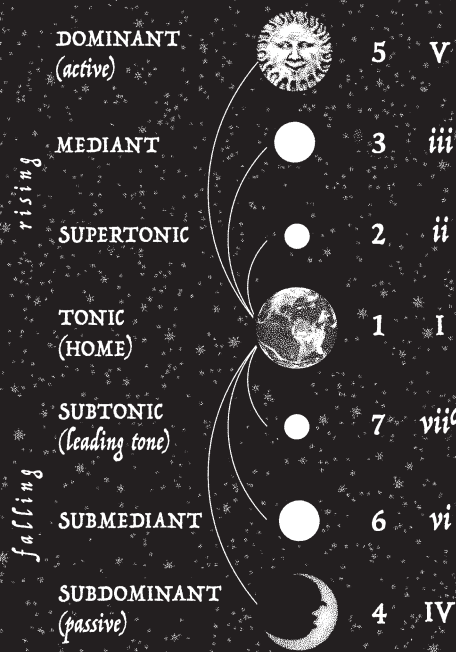
tonic, dominant, and subdominant

Chords take on the identity of the station upon which they are built, reinforced by the tone tendencies, so that as the chords move in a progression or succession, they push and pull on their neighbours, reinforcing the key. As notes in a chord collaborate to emphasize one pitch, all chords collaborate to strengthen or weaken the tonic.

The strongest progressive motion a root can have is a fifth, either downward or upward, highlighting the close kinship and relative gravity of three consecutive pitches on the circle of fifths. The most basic chord movement then is *tonic* (i) to *subdominant* (iv) to *dominant* (v) and back to tonic (v), although other triads in the scale can substitute for these three basic functions without sacrificing wholly the function or temporal meaning of their placement (*below*). i and iii share 3 and 5, so can substitute for each other. Likewise, ii and iv share two tones, as do vi and i, and v and vii°. The more common tones, the smoother and more gradual the harmonic motion.

There are essentially three states in tonal harmonic progression: starting, departing, and returning, which are repeated and cycled to reinforce the tonic. Chords with more symmetrical intervals (thirds) are unstable or require resolving, and have a dominant function, while harmonies having perfect fourths and fifths (the only asymmetric intervals) are more restful and are non-dominant.





Left: The seven roots of the the seven triads each have a specific spatial relationship to the tonic. The tonic/home (Earth), has great gravity in tonal music, strongly pulling the two bodies closest to it (ii and vii^o). The Sun and Moon, a fifth away up or down, have the weakest gravity and can exist as separate, yet related entities.

V negates I, while implying its presence by resolving to it. IV already contains the root of I in its triad, so is more closely related to the tonic than V.

The mediant (middle third) and submediant (lower middle third) have moderate gravity and are weaker stopping points, sharing two tones each with two chords.

ROOT MOVEMENTS

- 2ND** Root moves up or down by a second. Strong movement, no common tones.
- 3RD** Root moves up or down by a third. Gradual movement, two common.
- 4TH or 5TH** Strongest movement, around the circle of fifths. One common tone.

PACHELBEL'S CANON

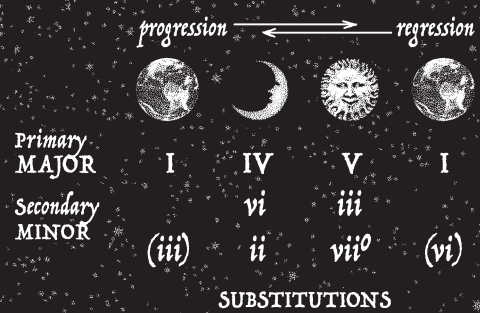
I^{♭4} - V^{♯2} - vi^{♭4} - iii^{♯2} - IV^{♭4} - I^{♯2} - ii^{♭4} - V

HEART AND SOUL

I^{♭3} - vi^{♯4} - ii^{♭5} - V

LET IT BE

I^{♭4} - V^{♯2} - vi^{♭3} - IV^{♯5} - I^{♭4} - V^{♯2} - IV^{♭4} - I



Above: Upward root movement is progressive. Downward movement tends to be more regressive and relaxed. Most chord progressions are a circular balance of up and down, near and far. Apart from the special relationship between I, IV, and V, the fewer common tones between two chords, the greater the sense of movement.


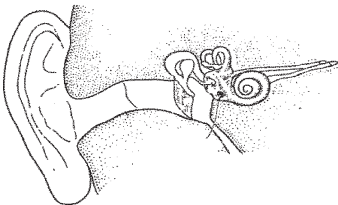
Left: When reducing secondary chords to their primary function, we can see whether a chord succession is progressing or regressing, active or passive, and thereby gauge the energy and rate of movement.
































































INSTRUMENTATION

the textures of timbre

Musicologists identify six basic types of musical instrument: membranophones (membranes), chordophones (strings), idiophones (struck), metallophones (metallic), aerophones (air), and electrophones (electronic).

Wind instruments generally have an open end, and often a conical shape to release sound into the air. Wind can be moved through a narrow space to vibrate a reed, or two, or sound can be generated by the buzzing of lips (blowing through a tube), as with brass instruments. Strings can be either plucked or bowed, and can resonate in sympathetic accord with other strings. Percussion instruments move air quickly, abruptly, and noisily, and have membranes and means of striking them. They provide contrast to the smooth, sustained tones of melody and harmony, punctuating with shakes, sizzles, tingles, and rings. All cultures utilize percussion in their music, and many brass and stringed instruments reveal the algorithmic spiral or curvature of pitch. Some cultures also believe instruments contain animal souls that sing when the gut or skin vibrates. Many instruments resemble the structures of the ear, both being part of the vibration duality, instruments generating and the ear receiving. The voice can imitate most (*the basic ranges of male and female voices are shown below*).



	AFRICA	ASIA	EUROPE	GREECE	INDIA	MID. EAST	S. AMERICA
STRINGS (PLUCK)	 kora	 pipa	 guitar	 lyre	 sitar	 oud	 charango
STRINGS (BOW)	 ndingidi	 erhu	 violin	 hyra	 sarangi	 rebab	 vibuela de arco
STRINGS (STRIKE)	 chitendi	 yangqum	 piano	 santouri	 santur	 santur	 berimbau
PIPES	 ombywe	 shakubachi	 flute	 syrinx	 bansuri	 ney	 quena
REEDS	 alqaita	 bawu	 clarinet	 aulos	 shenai	 mijwiz	 chirimia
TUBES	 bom	 suona	 horn	 salpinx	 nagani	 karnay	 trumpet
MEMBRANO- PHONES	 dun-dun	 tangu	 timpani	 daouli	 tabla	 dumbek	 conga
IDIO- PHONES	 mbira	 munkugyo	 triangle	 seistron	 danda	 sistrum	 guiro
NOISE	 shekere	 jabara	 cymbals	 scabellum	 manjira	 zils	 maracas

Above: Examples of string, wind, and percussion instruments from various times and places around the world.

MORE COMPLEX RHYTHMS

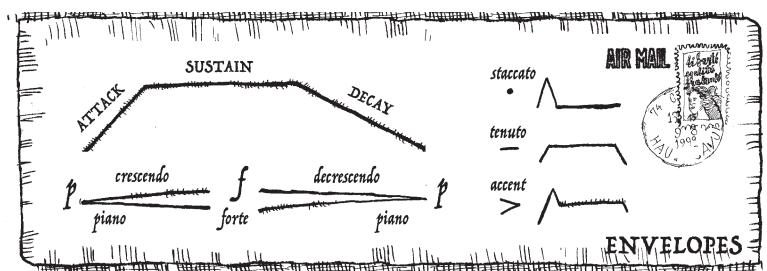
dynamics, articulation, elocution, and syncopation

Sounds evolve over time, and *envelopes* (below) use three basic phases (inception, continuation, and closure) to characterize different qualities of volume over time. *Staccato* notes have a short and detached quality, *tenuto* notes are slightly lengthened to connect them (in *legato* fashion) to those nearby, while an *accent* indicates a strong start to a tone, emphasizing its initiation.

Piano and *forte* are soft and strong indications used to suggest volume or amplitude. The pianoforte (piano) was so named for its ability to play both loud and soft, in contrast to earlier keyboard instruments, the harpsichord and clavichord, which could not.

Articulations and dynamics in music notation shape passages and contribute to the sense of character and mood, whether playful, doleful, whimsical, or aggressive. Articulations affect the presence of noise in the instrument, acting as consonants upon vowels.

Opposite are shown dotted rhythms, used in triple notation. Notice the dot to the right of the note, rather than above or below it (as with staccato). Rhythms continue to complexify and subdivide in syncopation and polyrhythms (see too page 396).





Above: Dotted notes (left) and rests (right). Dotted rhythms are equal to one and a half times the value of the undotted note or rest, and are useful for obtaining triple subdivisions.

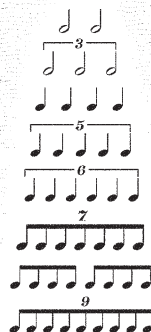


Above: A sample bass line in 3/4, illustrating the relationship of three quarters to a dotted half note, both occupying the same amount of time.

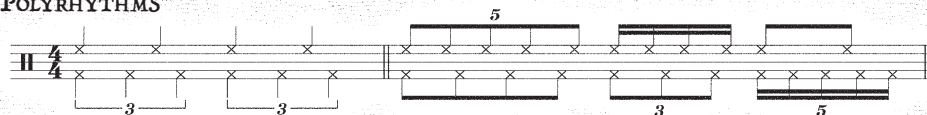


Above: In 6/8, three eighth notes are equivalent to two dotted eights, which in turn equal one dotted half.

Right: Tuplets can represent any number of subdivisions, depending upon the metric context in which they appear. Tuplet subdivisions are effectively identical to the subdivisions of frequency in the overtone series. By this point in the notational system, virtually any subdivision of the beat can be notated.




POLYRHYTHMS



Above: Polyrhythms occur whenever different subdivisions of the beat appear together, such as 2 against 3, 5 against 4, 4 against 3, 2 against 5, and so on.

SYNCOPAION



Above: Syncopation is the shifting of strong beats on to weak beats, thus changing our sense of predictability and steadiness. Too much syncopation and we are lost for a pulse. Not enough, and we soon grow bored. Listening to how different cultures push and pull against their metric structures can be tracked largely through the use of syncopation.

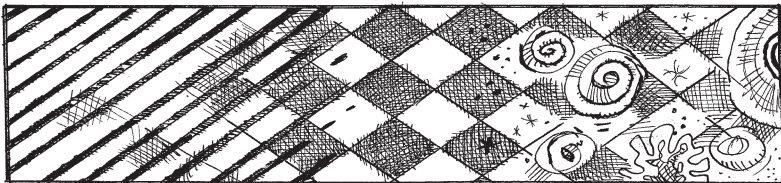
FORM AND STRUCTURE

where am I going and how did I get here?

Musical structure tends to unfold in parts or sections. An idea, mood, or motif is first presented before something arrives that changes or contrasts it, while nevertheless relating to it, creating a sense of unity and, ultimately, arrival or return. This unfolding pattern also helps orient the listener in time, so that, using their attention and memory, they can tell where they are in the musical texture. Without it they would be adrift in a sea of unrelated ideas, and some music is intentionally composed this way for that very effect.

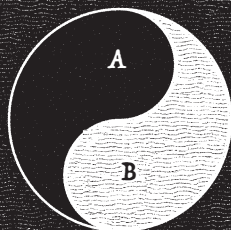
Most people go through vicissitudes of emotion in their life, leaving home, going out into the world, having adventures, and ultimately returning home. A life's journey is like a musical composition, born into the world from nothing, living for a time in form and structure, dancing spontaneously on the edge of chaos and order, and then finally returning. In this respect Western music tends to be more linear, Eastern music more cyclical.

Musical time can be visualized as a storyboard (*below*), each segment expressing the essence of a particular character, meaning, intention, and purpose of a section or movement. Frequently these sections are ordered with consideration for the attention span of the listener, in varying degrees of complexity and engagement, like a ceremony involving invocation, meditation, and dance.



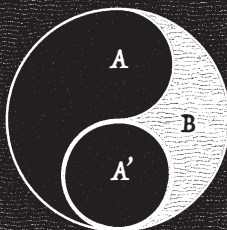
BASIC MOLECULAR FORMS OF WESTERN MUSIC

BINARY



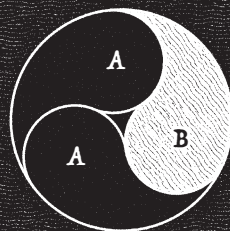
Above: Binary forms are simply two sections that contrast each other to make one whole, AB.

ROUNDED BINARY



Above: Rounded binary brings back a truncated version of the A, usually just enough to suggest or remind the listener of where they've been, ABA'.

TERNARY



Above: Ternary forms present the A in recapitulation, yielding an ABA structure.

COSMOLOGICAL DIAGRAMS

some ancient keys to nuances in the evolution of form - showing how time, space, and manifestation interrelate



Above: The humours, seasons and elements of antiquity. These correspondences illustrate a kind of interrelated dynamism and flow to time, character, personality type, and the human experience.



Above: The Far-Eastern system of elements, demonstrating principles of balance and imbalance, and showing how the flow of time and the elements correspond to interact and influence each other.

MORE COMPLEX HARMONIES

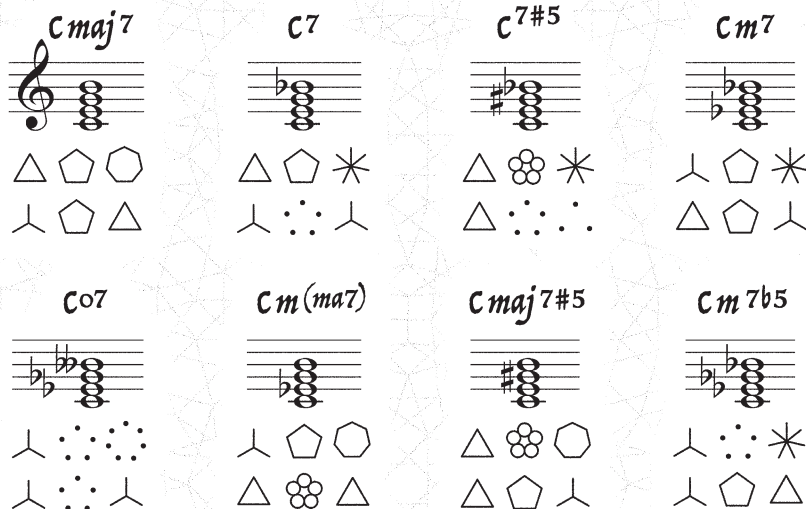
sevenths and their inversions add suspense

Continuing to stack thirds beyond the triad yields major, minor, or diminished sevenths, with their dynamic pull toward the tonic. As the root and fifth of a chord provide architectural structure, the third and seventh provide feeling and flavour, push and pull. Sometimes referred to as *guide tones*, they lead the movement of harmony from chord to chord, adding to the intensity of the forward drive. The presence of two guide tones in a chord maximizes this, e.g. the dominant 7th, whose third and seventh often resolve to the tonic root and third.

Hollow *suspended* chords, where the third is replaced with its junior or senior note, are shown below. Similarly *add* chords take on a colour without compromising any of the three basic notes of the triad, the 2, 4, and 6 sweetening the overall sonority.

If the lowest tone is kept constant, as chords move around it, then we are in the presence of a *pedal point*, so named because of the ability of the organ to sustain bass tones played with the feet while changing harmonies played with the hands on the keyboard, keeping a central bottom tone in place, which may or may not be the root of the chord. In fact, a pedal point doesn't have to belong to the chord at all, differentiating it from an inversion.

The image displays two staves of musical notation. The top staff shows a sequence of chords in F major: F (triad), F sus² (F, A, C), F (triad), F sus⁴ (F, Bb, C), F (triad), F add² (F, A, C, D), F (triad), F add⁴ (F, A, C, Eb), and F (triad), F add⁶ (F, A, C, Eb, Gb). The bottom staff shows a sequence of chords: C/G (C, G, Bb), D/G (D, G, Bb), G⁷ (G, Bb, D, F), C (triad), Eb (triad), A/Eb (A, Eb, G), Bb/Eb (Bb, Eb, G), and Eb (triad). The first four chords in the bottom staff are labeled 'Pedal points' below them, indicating the sustained bass notes G, Bb, and Eb.



Above: The eight basic seventh chords derived from stacking thirds. Note the interval content of the major chords versus the minor chords, also the open and expansive quality to chords with more perfect and major intervals, and the more closed and contractive quality to chords with diminished and minor intervals. The maj7, m(ma7) and maj7#5 have the most large intervals. The 7#5 and m7 have an equal balance, and the 7, ø7, and m7b5 (also known as half-diminished ø) are made up mostly of smaller intervals.

		<i>Cmaj7</i>	<i>C7</i>	<i>C7#5</i>	<i>Cm7</i>	<i>Cø7</i>	<i>Cm(ma7)</i>	<i>Cmaj7#5</i>	<i>Cm7b5</i>
3RD INV	$\begin{smallmatrix} 6 \\ 4 \\ 2 \end{smallmatrix}$	B	Bb	Bb	Bb	Bbb	B	B	Bb
2ND INV	$\begin{smallmatrix} 6 \\ 4 \\ 3 \end{smallmatrix}$	G	G	G#	G	Gb	G	G#	Gb
1ST INV	$\begin{smallmatrix} 6 \\ 5 \\ 3 \end{smallmatrix}$	E	E	E	Eb	Eb	Eb	E	Eb
ROOT	$\begin{smallmatrix} 7 \\ 4 \\ 3 \end{smallmatrix}$	C	C	C	C	C	C	C	C

Above: Inverted sevenths. The figured bass notation (second column) indicates the intervallic placement of notes above the bass, which in fact indicates the inversion, though the 1, 3, and 5 are assumed and not always written. We still hear the identity and therefore function of the chord as though it were in root position. The brain reassembles the notes into their closest formation, regardless of how the individual notes are voiced, even when spaced openly across octaves (see too page 256).

TONALITY AND MODULATION

there's no place like home

Tonality, or the sense of being in a particular key, is most easily created by sounding the I-IV-V-I pattern (*see pages 260–261*).

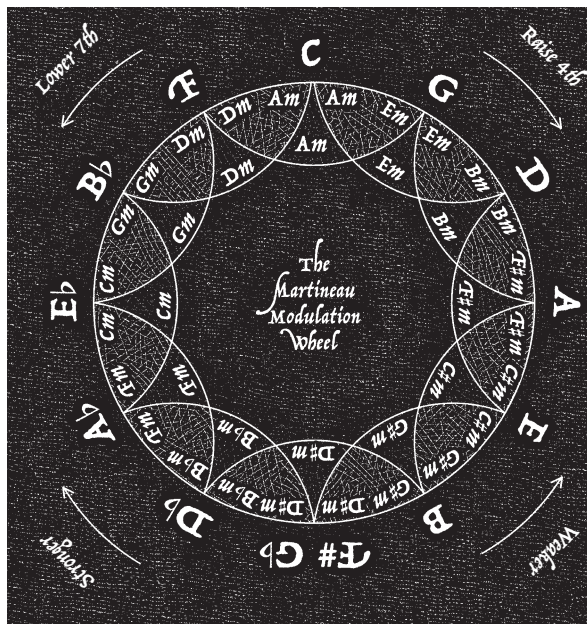
The tonic chord has the same function as the tonic note of the scale. It is the place where things begin and end, and to which all things relate. In tonal music the leading tone is always used to point to the tonic, and, as with the circularity of the scale, all other stations of the scale and their chords serve either to strengthen or weaken the relative gravity of the tonic, departing or returning.

The mighty tonic, however, can be destabilized. Chords other than the tonic can be strengthened by the introduction of their respective leading tones (the third of any dominant chord, a half step below a root). Notes outside of the key can make an appearance to point to other roots as possible tonics. The sense of a second key can emerge. If this happens within the appropriate time, and with the repetition of the I-IV-V-I chords of the new key, then a full *modulation* occurs, and a new tonic is formed. Without these affirmations, the movement is temporary, and only a *tonicization* has occurred.

After a time, the ear may become accustomed to the new key, but tonal music often returns to the first by reinstating the changed note, creating the sense that we never really left. Before long, a relationship of keys emerges, reflecting the relationships of chords, which in turn reflect the relationships of the individual tones in the scale.

The image displays four musical examples on a single staff, each with a label above and a chord symbol below. The notes are represented by circles with stems.

- Authentic !**: Shows a progression from a dominant chord (V) to a tonic chord (I). The chord symbols below are V and I.
- Plagal ·**: Shows a progression from a subdominant chord (IV⁶) to a tonic chord (I). The chord symbols below are IV⁶ and I.
- Deceptive ?**: Shows a progression from a dominant chord (V) to a vi chord. The chord symbols below are V and vi.
- Half ,**: Shows a progression from an IV chord to an I⁶ chord to a V chord. The chord symbols below are IV, I⁶, and V.



Left: The circle of fifths is not only a diagram of common tones, but also a diagram of common chords, which can be used to facilitate a modulation (change of key). In the diagram the major keys are on the outside of the circle, while minor triads, the relative minors of the outermost major keys, occupy the interior. Any major chord will also belong to the two scales flanking it on either side.

Example 1: The key of C major shares the chords of A minor and D minor with the key of F major, easily visible in the diagram.

Example 2: The key of E minor shares the chord of C major with the key of D minor.

Raising the 4th of a key acquires the scale of a fifth higher. Lowering the 7th reaches the scale of a fifth below. There are only two half step pairs in the major scale (3-4, 7-8), and they are therefore the most unstable, easily accommodating this kind of key change.

Right: In this basic I-IV-V-I progression, note how the tritone, or diminished fifth formed between the unstable leading tone B and upper F of G7, contracts inward to the stable root and third, joined by the upward movement of the dominant in the bass. This maximizes the finality and reality of the chord in the I position being the true home.

Left: Cadences (endings). A cadence in music works much the same way as punctuation in language. The authentic cadence has a strong degree of finality due to its leading tone and its root resolving to the tonic. The plagal cadence is subtler, lacking the active drive of the dominant, the 'A-men' in much European sacred music. A deceptive cadence resolves someplace other than the expected resolution, the tonic, often a surprise. The half cadence is open ended, ending on the dominant, sometimes with an intervening tonic chord in 2nd inversion to heighten the expectation of resolution.



To Modulate from the key of X to the key of Y
find a pivot chord that is in both keys and substitute for IV

So On the wheel above, moving clockwise:

Moving 1 click: vi in X is ii in Y OR iii in X is vi in Y

Moving 2 clicks: iii in X is ii in Y

(Moving 3 clicks or more requires borrowing from the parallel minor)

In the key of X: 1 - Pivot - V - 1

In X: 1 - Pivot

In Y: Pivot - V - 1

Example: to change key from G to A and back (use Bm):

G - Bm - D7 - G, G - Bm - E7 - A


A - Bm - E7 - A, A - Bm - D7 - G

MODAL, TONAL, DRONAL

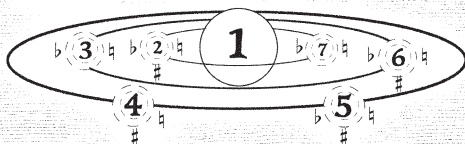
world systems and scales

In every musical scale there is a much-used primary set of tones, and a smaller secondary set, used to colour the first. Basic primary pentatonic, five-note scales form the backbones of many scales around the world (*below*), the most simple deriving from four consecutive fifths. Other scales follow the gravitational forces of the stations, and use chromatic alteration to communicate tension and emotion. Scales with more half steps can be tighter, filled with introversion, chromatic complexity, and pathos, while more diatonic scales can be extroverted, simple, affirming, and expansive.

There are essentially three kinds of pitch organization. *Modal* music, which does not modulate, uses leading tones liberally, sometimes not at all; harmonic movement is possible, and chords can be borrowed from other scales. In *tonal* music, which does modulate, the five secondary tones not used in the major scale have a relatively fixed relationship to the primary set, determined by the circle of fifths, $\sharp 4$, $\flat 7$, $\sharp 5$, $\sharp 1$, $\flat 3$, each temporarily suggesting the scale to which the secondary tones act as leading tones. These accidentals only last for the measure in which they occur, and are restored in subsequent measures, sometimes followed by a courtesy accidental as a reminder. *Dronal* music has no harmony, the scale itself being the harmonic universe, so the intervals all relate solely to the still point, the drone, with a full chromatic range available.



MODAL

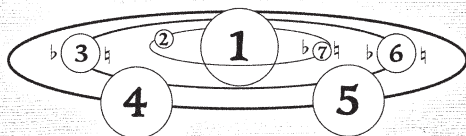


In modal music, the dominant chord need not be major, or even used, and leading tones can occur in positions other than in the standard major/minor. With good harmonic variability and softened tone-tendencies, this is the most common type of harmonic system.

"The Handsome Cabin Boy"



TONAL




Tonal music involves just two modalities, major and minor. The positions of the half steps are highly organized. The dominant chord is always major, pointing to the tonic with its powerful leading tone (the third of its chord, also the 7th of the scale).

Mozart Sonata in A, KV 331



DRONAL



Dronal music, melodic rather than harmonic in nature, has all the notes of the scale assuming variable roles, taking on importance by interval and repetition, all of them always relating to the central point, resting tone, or drone.

Raga Shivranjani



THE THREE MINORS

natural, harmonic, and melodic

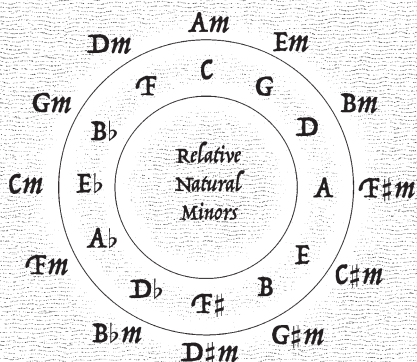
The active role of leading tones in harmonic music creates complexities for minor keys. The natural dominant chord in minor is not a major chord, and the need for a leading tone necessitates altering it, and the scale from which it is built.

In the case of *natural minor*, we are in the presence of the Aeolian mode, which occurs naturally as the relative to any major scale, started a third lower. Raising the third in the dominant chord, the seventh of the scale, creates *harmonic minor*, altered for harmonic purposes. The scale that results from this, however, contains an audible gap between the flatted minor 6th and the natural major 7th, an augmented second, which does not always work melodically, sounding like an interval from non-Western music. To smooth out this melodic gap, the 6th scale degree is also altered, raised, so that the ascent in minor resembles a major scale in its upper four notes. This is *melodic minor*, which is sometimes said to have two forms: ascending and descending, raising and lowering the 6th and 7th accordingly. In fact, descending melodic minor is identical to natural minor. Triads of the three minors are shown below.

Natural minor

Harmonic minor


Melodic minor (ascending)



Opposite page: These three minor scales are used interchangeably depending upon the composer's needs, and adhere to basic rules about the use of chromaticism in the minor mode. These scales, like major/Ionian, can be used as starting points to generate others, so in fact there are seven modes of harmonic minor and seven modes of melodic minor (shown below).


Left: Natural minor is identical to a major scale a minor third above. So A minor and C major are in fact the same notes, shifted a third apart. Natural minor, being Aeolian, already shares the same pitches as its relative major, Ionian, therefore they share the same key signature (see page 251).

The 7 modes of Harmonic minor



	Do	Re	Mi	Fa	So	La	Ti	Do
1			b			b		
2		b	b		b		b	
3					#			
4			b	#			b	
5		b				b	b	
6		#		#				
7		b	b	b	b	b	bb	

The 7 modes of Melodic minor



	Do	Re	Mi	Fa	So	La	Ti	Do
1			b					
2		b	b				b	
3				#	#			
4				#			b	
5						b	b	
6		b			b	b	b	
7		b	b	b	b	b	b	

MORE INTERVALS

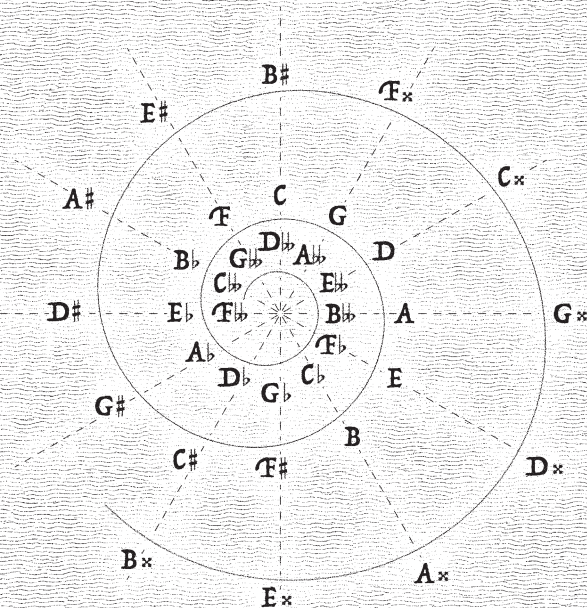
the big get bigger and the small get smaller

Just as chords are invertible, so too are their constituent intervals. 3rds invert to become 6ths, and 7ths become 2nds. Inverted major intervals become minor, inverted diminished intervals become augmented, and vice versa. Inverted intervals have the same basic function as their non-inverted counterparts, but possess a greater sense of uncertainty. Composers play with them by further raising and lowering them. For example, extending a major 6th yields the interval of an augmented 6th, identical in sound to a minor 7th, but functioning quite differently. Remember that spelling counts, and that a minor 7th tends to resolve inward, while an augmented 6th tends to resolve outward—big gets bigger and small gets smaller. Similarly, contracting a minor 7th yields a diminished 7th, the same as a major 6th, but again functioning wholly differently. As a major 6th is likely to fall by a whole step to the 5th, or rise to the major 7th, a diminished 7th almost always falls by a half step. Spelling and syntax indicate behavior and directionality.

Shown below are the only three possible *octatonic* or diminished scales, since they are symmetrical. They fall into the repeating pattern of half-whole or whole-half. Also shown are the only two whole-tone scales, built entirely of whole steps. They can evoke a mysterious sense of ambiguity and the unknown.



*The three diminished scales
and
The two whole-tone scales*

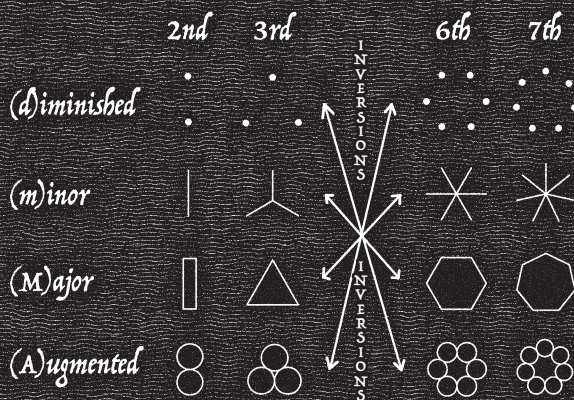


Left: Enharmonicism & Chromaticism.

Combining the circle of fifths with the spiral of fifths produces all of the possible 35 spellings for the 12 notes. Remember

there are 7 members of the scale, ABCDEFG, and 5 chroma (colours) for each. The outermost and innermost spellings are rarely used (Bx, Ex, Fbb, Cbb). Whenever a chromatic alteration must be made to a scale, an accidental is correspondingly used (a lowered flat is double flat, a raised flat is natural, a lowered sharp is natural, a raised natural is sharp, and a raised sharp is double sharp).

This diagram is of equivalence between spellings and assumes equal temperament. It should not be confused with a common diagram demonstrating tuning problems created by the Pythagorean Comma (covered in BOOK IV of this volume).



Left: The imperfect consonances (3rds and 6ths) and dissonances (2nds and 7ths) occasionally come in two extreme forms beyond major and minor. Chromatically extending a major interval further turns it into an augmented interval. Likewise further contracting a minor interval makes it diminished, just as a perfect interval becomes diminished when contracted.

Complex and chromatically rich music sometimes will use these enhanced or stretched intervals to push and pull with even more energy against the overall tonal structure.

FURTHER MELODIC ELEMENTS

epigrammatic development

Humans are fundamentally pattern-based beings, and artists worldwide, visual and acoustic, have used this fact to manipulate audiences for centuries. An idea or epigram is articulated, before undergoing a series of transformations, being reinforced or denied. The unfolding of this drama of denial and acceptance is the narrativity of music, and is played out in three basic ways:

Repetition, or thesis. The easiest thing for an epigram to do is to assert itself, and this is accomplished by repetition. Repetitions are helpful because they are highly orienting for the audience in the context of a given narrative. They are the anchors of time.


Contrast, or antithesis. The drama begins. A new epigram is presented, possibly seeming to contradict the previous one, and creating the tension of a new set of opposites. A completely contrasting epigram, with no epigrammatic transference, is a denial.

Variation, or synthesis. A reconciliation of the two poles of repetition and contrast, sometimes viewed as a fulcrum (*below*).


Melodies, songs, and symphonies all use these three degrees of epigrammatic transference; from total (repetition), through partial or transformative (variation), to none (contrast). The mind absorbs the meaning of each new idea, comparing it to recent and distant events. Attempting to cognize the parts produces anticipation, which may be affirmed or denied. Narrative artists exploit this faculty to create their books and movies, melodies, and rhythms.



Species Counterpoint



1st species: Note against note. Only consonances are permitted. Careful avoidance of parallel leaps or steps, especially to a perfect interval, except at a cadence.



2nd species: Two notes against one. Passing tones make their appearance, as dissonances which are permitted only on weak beats. The contrapuntal line can start on a rest.




Third Species: Four (or three) notes against one. Passing tones, neighbour tones, and now escape tones can be used, still adhering to consonances on strong beats.



Fourth Species: Suspensions—offset notes. Consonance is prepared on a weak beat, and when the pitch in the cantus firmus changes, a dissonance is created by the sustained tone on a strong beat, and resolved by a step downward.

Above: Species Counterpoint, a system of rules for writing polyphonic music, dating back to the 16th century. The cantus firmus, or bottom line, is joined by a new melodic line on top. Fifth species is the combination of the previous four, known as florid counterpoint. Counterpoint is the simultaneity of melodies, each line running independently of the others horizontally, and aligning to make harmonic sense vertically (often at strong parts of the meter, to convey the harmonic framework). The four-part texture of soprano, alto, tenor, bass in contrapuntal music later became melody, bass line, and 'inner voices'. The highest voice became the most melodically important, the others taking on a more supporting role, eventually becoming chords, with a collective identity of their own. This more homophonic texture is the 'melody and accompaniment' with which we are so familiar. There are three types of contrapuntal motion: parallel, contrary, and oblique.



Above: Theme from Beethoven's 9th Symphony, showing symmetrical nature of epigrammatic melodic movements.

COMPLEX CHORD PROGRESSIONS

getting out of the box

To develop a richer harmonic palette and get out of the I-IV-V-I box, a more complex structure can be developed by borrowing chords from a parallel scale, thus facilitating longer excursions.

Because it is the root of a chord that imparts its functionality, we can freely substitute other chords built upon the same scale degree (*opposite top*) and still preserve the harmonic essence. So a major subdominant (iv) can be substituted for a minor one (*iv*), or a minor mediant (*iii*) can be replaced with a major mediant (\flat III) and its inflections (\flat III+). As long as basic cadences occasionally occur to reinforce a tonic, chords can be borrowed relatively freely.

The dominant seventh chord is well-suited for substitution because of its symmetrical tritone (*see below*). When the root shifts by a tritone, the 3rd and 7th of each chord exchange places. The spelling of this interval changes enharmonically to preserve the syntax, but the sound is the same. In fact, as we move around the circle of fifths with seventh chords, the 3rd and 7th of each chord exchange places and slip and slide by steps, often referred to as step progressions or guide tones, a reciprocity that maximizes the forward drive of harmonic motion. In most chords, it is the root, 3rd and 7th that are sufficient to communicate the harmonic function, so when voicing chords, the 5th can frequently be omitted, since it only reinforces the tonic structurally. If, however, the 5th is altered (\sharp or \flat , augmented or diminished), then its colour is included as well.



SCALE	SCALE DEGREE	1	2	3	4	5	6	7	8
Major		C	D ^m	E ^m	F	G	A ^m	B ^o	C
		I	ii	iii	IV	V	vi	vii ^o	I
Natural Minor		C ^m	D ^o	E ^b	F ^m	G ^m	A ^b	B ^b	C ^m
		i	ii ^o	^b III	iv	v	^b VI	^b VII	i
Harmonic Minor		C ^m	D ^o	E ^{b+}	F ^m	G	A ^b	B ^o	C ^m
		i	ii ^o	^b III ⁺	iv	V	^b VI	vii ^o	i
Melodic Minor		C ^m	D ^m	E ^{b+}	F	G	A ^o	B ^o	C ^m
		i	ii	^b III ⁺	IV	V	vi ^o	vii ^o	i
Secondary Dominants		C ⁷ V ⁷ / _{IV}	D ⁷ V ⁷ / _V	E ⁷ V ⁷ / _{vi}	F ⁷ V ⁷ / _{^bVII}	G ⁷	A ⁷ V ⁷ / _{ii}	B ⁷ V ⁷ / _{iii}	C ⁷ V ⁷ / _{IV}
Minor secondary Dominants				E ^{b7} V ⁷ / _{^bVI}			A ^{b7} V ⁷ / _{^bII}	B ^{b7} V ⁷ / _{^bIII}	

Above: A table of substitutions. Secondary dominants act like the primary dominant in that they possess a tritone, and suggest a resolution a fourth up or fifth down. They require a chromatic alteration to the basic scale in use. The new leading tone that results temporarily suggests an alternate key or scale, but this is usually brief, either occurring as a passing chord, or as a tonicization. The presence of borrowed chords weakens the strength of the tonic, but often provides a lovely shading or colour, partly due to their violating our expectations about which chords we expect to hear in a given key.

Amazing Grace				Greensleeves			
I	V ⁷ / _{^bIV}	IV	I	i	^b VII	^b VI	V ⁷
I	I	V	V ⁷	i	^b VII	^b VI - V ⁷	i
I ₆	V ⁷ / _{IV}	IV ₆	I	^b III	^b VII	^b VI	V ⁷
I ⁴	V ⁷	IV ⁴	I	^b III	^b VII	^b VI - V ⁷	i

The well-known song 'Amazing Grace' uses inversions, and a secondary dominant, in this case the V of the subdominant (IV). It sounds much like the I chord, only with an added 7th, pointing upward by a fourth. In 'Greensleeves' we have a truly modal harmonic progression, borrowing freely from the parallel major, and briefly pointing to the relative major in the third and fourth phrases. There are many ways to harmonize these songs, these examples present only one possibility.

AROUND THE WORLD

in four songs

Every system of musical notation is essentially a set of instructions for the implementation of sounds through time. In each case they are a kind of time-line, tracking sonic events, and in the case of songs, their marriage to words. Lines, dashes, slashes, curves, numbers, letters, dots, and circles all are used to mirror the up and down inflections, gestures, and shapes of melodies.

Earlier in history, music was an entirely oral tradition, much like storytelling, another narrative art form. As humanity spread and grew, new methods were needed to communicate music to more people. Eventually, notation helped bring music into the homes of everyday musicians, and preserve it for future generations to enjoy. This parallels the development of the printing press, with the same advantages facilitated by that invention. Since we all have basically the same set of musical and linguistic sounds available to us, these various notation systems (*four examples shown opposite*) have a great deal in common. They all indicate the placement of rhythms, the association of notes with syllables of language, and the melodic contours, as well as the overall form of the composition.

In India, because of the complexities of tuning, there are 22 possible tones, allowing for purer acoustic relationships, with simple whole-number ratios between them. Scales are derived from the overall set, depending upon the *raga* desired. Each 7-note *that* or *mela* has a distinct flavour, not unlike the Western modes with its *swaras* (*Sa, Re, Ga, Ma, Pa, Da* and *Ni*) born from the twenty-two *shrutis*.



ADVANCED HARMONIES

rascals and spices

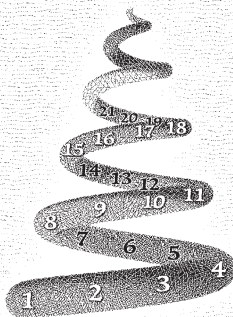
Because the dominant chord is the chord of hope and anticipation, chromatic added tones are easily accommodated to add more intervallic complexity. This in turn strengthens the urge to resolve, which can either be fulfilled or denied for the manipulation of tension and release. Extensions can also be added to any of the four chord qualities: major, minor, diminished, or augmented.

It is the non-chord tones or non-station notes that provide the colouring of the essential chord qualities. When they are voiced next to nearby stations, they are considered an ‘added’ effect. When these colour tones are transposed an octave higher, they become the 9ths, 11ths, and 13ths, which are generally arrived at by stacking thirds. From the root, we pass through the 3rd, 5th, 7th, 9th, 11th, 13th, and conceivably beyond (*opposite top*). These pitch arrangements can yield some startlingly complex harmonic structures, yet the bottom three members of the stack still retain their identity, and imbue the whole edifice with a basic flavour. Music since the end of the 19th century has explored these expanded harmonic possibilities, particularly jazz.


Sixth chords are a category of harmonies with chromatic alterations that don’t fit into the usual parallel major/minor borrowing structure, sometimes referred to as vagrants. They are alterations of the subdominant chord, decorating the dominant.

An example of chord notation with extensions is shown below.


MISTY (A) $E\flat maj7$ | $B\flat m9$ $E\flat 13$ | $A\flat maj7$ | $A\flat m9$ $D\flat 13\#11$
 $E\flat maj7$ $C7\#9$ | $Fm7$ $B\flat7$ | $Gm7$ $C\flat9$ | $Fm7$ $B\flat 13\flat9$




Left. Tones can be stacked on top of a chord beyond the root, 3rd, 5th, 7th, and octave, further complicating and enriching its structure and intervallic flavour. The higher these tones, the less functional and more colourful they become. As we continue to stack, we assume each new note below is included, so a 9th chord includes the 7th. If the extension is not stacked, then it is 'added' (see page 268). Some examples are shown above.



Above: Multiple resolutions of the diminished 7th chord. Because the diminished chord is completely symmetrical, comprised entirely of minor thirds and tritones, any and all of its pitches can function as potential roots. In each example the same four notes in each inversion yield a slightly different enharmonic spelling of the same diminished chord, preserving the syntax of thirds. Each tone has an opportunity to be a leading tone, and resolve upwards by a half step, and can therefore resolve to four possible chords. These resulting four roots themselves in turn spell out a diminished chord, built from consecutive minor thirds (E-G-Bb-Db).



Above: Resolutions of the various altered 6th chords. The Italian, French, and German versions function like secondary dominants, substituting for the dominant. In the Italian, the augmented sixth is created between the Ab and the F#, since they resolve outwards. The German chord is in possession of a perfect fifth, while the unusual flavour of the French is due to the raised fourth, making a chord with two major thirds and two augmented fourths or tritones, a harmonically suggestive symmetrical chord. The Neapolitan version functions like the subdominant, most often a bII chord, popular in minor.



Left: Just as the intermediary tones 2, 4, and 6 come in certain flavours, their correlates, up one octave, the 9th, 11th, and 13th, come in the same flavours, lowered, natural, or raised. All tones above the octave correspond to the tones within the octave, with seven steps added.

ADVANCED FORMS

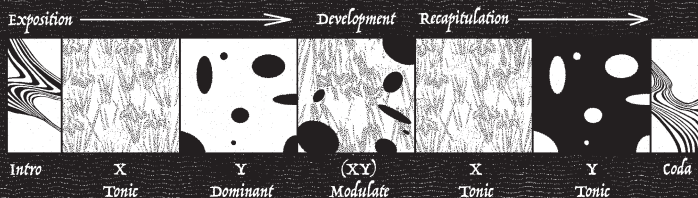
getting organized

Musical forms are often mixed and matched, with historical hybrids commonplace. Molecular binary and ternary units can be combined and compounded to yield more complex structures, these storyboard squares being used flexibly as general templates.


Attention tends to be highest at the outset of a composition, so music often contains the most intellectually demanding material at this time. An initial tempo will be lively (*allegro*), perhaps preceded by a slower introduction. Middle movements are often contemplative and reflective, a break from the first movement. Finales are generally light, playful, and dance-like. This common template derives from Baroque dance suites, which were an assemblage of these different moods, variously extroverted and introverted.

There is a general format in the rhetorical unfolding of a complex form: exposition, contrast, development, and summation, and occasionally transformation. Often there is a climax, or a series of them with progressively higher peaks and summits, finally followed by a coming down, unraveling, or denouement.

Sonata form reached its apex in the Classical era and is still in use today. It possesses a fixed relationship of keys and themes. After an introduction, a theme is presented, followed by a contrasting theme. The two themes are then deconstructed and combined in a development section, often tonally unstable or ambiguous, after which the two themes return, a recapitulation. However, the second theme, while first presented in the dominant (or at times another related key) now returns in the tonic key, tying together the journey of contrast and differentiation.



SONATA: A very specific structure. The Y theme first occurs transposed, often to the dominant, and upon returning is then restored to the tonic.



THROUGH-COMPOSED: Each section is new and different. Generally little or no repetition.



RONDO: A main theme alternates with intervening contrasting sections.



ARCH: A palindromic structure with its keystone in the center.



THEME & VARIATIONS: A main theme, followed by sections generated and derived from it.

PUTTING IT ALL TOGETHER

conceive, create, and compose

Perceiving music as an unfolding of epigrams, molecules of meaning, unities of opposites, allows for a new appreciation of its narrative quality. It becomes possible to perceive or even measure the rate of transference as the music unfolds, and to appreciate more deeply the way in which the drama is reinforced or denied, by seeing the very mechanisms by which it accomplishes those things. Degrees of contrast and repetition can be measured, and most importantly variation and transformation can be understood as a kind of evolution. Like the stations of the scale and the pulse, epigrams also have gravity, and what happens in between them communicates part of the drama of the intentionality of the transference; its story, its plight. And in the most skillful hands, our souls follow suit.

In melody these nuances are most easily heard in the large variety of scales found around the world. Although they all possess some forms of fifths and thirds, it is the notes between that convey the real meaning, tension and release, the distances of those ‘between’ tones, and how they are rhythmically placed. Again, in rhythm, though there is often a predictable pulse, what happens in the spaces in between is much more complex, and can suggest tensions against the different beats, based on their relative distances from the pulse. These epigrams, melodic and rhythmic, can then be arranged into larger coherent structures, compositions, also unifying opposites, and so music is born.

The music we love is the drama of the transference of epigrams, opposites in interplay, unfolding, repeating, contrasting, and most importantly, varying, through melody, harmony, and rhythm.

Chopin Prelude Op. 28, No. 7

Andantino

p dolce

1 * 2 * 3 * 4 *

5 * 6 7 * 8 9 * 10 *

11 * 12 13 * 14 15 * 16 *

E⁷ E⁷ A A

V⁷ V⁷ I I

E⁹ E⁹ A A E⁷ E⁷


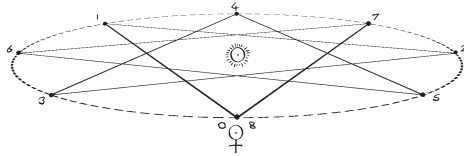
V⁹ V⁹ I V⁷ V⁷

A F^{#7} Bm Bm⁷ E⁹ A A

I V⁷/_{ii} ii ii⁷ V⁹ I I


Above: A Chopin Prelude. The key is A, the tempo *Andantino*, a little walking pace, the meter $\frac{3}{4}$, to be played *dolce* (sweetly). Curved lines (slurs) indicate the phrases. The melody begins with a pickup on beat three, and commences in the first complete measure. An E⁷ chord suggests the key of A. The C[#] in measure 1 is an *appoggiatura*, along with its dotted rhythm followed by three repeated chords, the primary epigram for this little piece. On beat three of measure 2 is a pair of escape tones, followed by a pair of *appoggiaturas* in measure 3. The harmony proceeds from V to I, completing one full phrase. Measure 5 again discloses the first epigram, with the *appoggiatura* on beat 1, doubled, now with a dominant 9th chord, elaborating the earlier dominant 7th. The 3rd, G[#], is now missing. The second phrase completes the first by measure 8. Measure 9 begins the first phrase again, a literal repetition. Measure 11 sounds much like measure 3, voiced slightly higher in range, but resolves to the surprising secondary dominant F^{#7}, the densest chord in the piece. Now it is time to head home. In measure 13 there is a passing tone on beat 1, followed by the falling 7th of B minor, and a voicing of the dominant 9th, this time with the third, G[#], included (thank you, Chopin). The last phrase of the last two bars is the final gesture, widely spaced, with the tonic at the top, letting us know the music has indeed finished.

BOOK VI



*Climb up a hill at midday on your birthday every year and look at the Sun. Each year Venus will be three-eighths of the way further round the Sun, drawing a perfect octagram over eight years.
Now look at the diagram on page 43.*

A Little Book of
COINCIDENCE
IN THE SOLAR SYSTEM



John Martineau



SUN



MOON



EARTH



MERCURY



VENUS



MARS



CERES



JUPITER



SATURN



URANUS



NEPTUNE



PLUTO

A useful set of glyphs for the planets drawn by calligrapher Mark Mills, each made from Sun, Moon and Earth and used throughout this book.

INTRODUCTION

BIOLOGICAL LIFE is now thought to have appeared on this planet not long after its formation. It seems that the bacterial seeds for the process may even have flown in on the tail of a comet or meteor. Speculation is again rife about life under the surface of Mars, on Jupiter's icy moon Europa, or indeed anywhere the sacred substance of liquid water is known to exist. The latest plots of the universe depict a structure eerily resembling a vast plasma neural network, suggesting to some observers the very real possibility of a cosmic mind.

The science of the cosmos has changed immeasurably since the Greek and medieval visions of circles of planetary spheres. However, despite all recent scientific advances, the Earth remains a modern mystery—no convincing theory yet exists to explain the miracle of consciousness, nor the numerous cosmic coincidences which surround our planet. This book suggests that these two things may in fact be related, and shows that solar systems display fundamental geometric and harmonic relationships which have yet to be properly understood.

These days we scan the skies listening for intelligent radio signals and looking for other planets similar to our own. Meanwhile, our closest planetary neighbours make exquisite patterns around us, in space and in time, and no scientist has yet explained why. *Why are* the Sun and the Moon the same size in the sky? *Why does* Venus weave the same 5-8-13 dance around us that most plants display on Earth? Is it really *all just a coincidence*, or do these patterns perhaps explain the scientists ...

GALACTIC DUST

the well-tuned universe

THERE'S A LOT GOING ON in the universe. As many star-filled galaxies pepper the bubble of our space-time horizon as there are grains of sand on a beach, so there are as many stars in the visible universe as there are grains of sand on Earth. Our planet and we ourselves are made from reorganized smoky stardust, a fact long taught by ancient cultures. We now know that stardust itself is made simply from fizzballs, highly tuned flickering whirlpools of light, long ago squeezed together deep inside stars. We ourselves live in between the little and the large, in a time and a place in the universe where things have condensed, crystallized, built up, tuned in, and settled down.

Just how special are we and our Earth? Funnily enough, scientists are currently puzzling over the strange fact that the whole *universe* seems special. There is *exactly* enough material in the universe to stabilize it, and the ratios between the fundamental forces seem *specifically* organised to produce an amazingly complex, beautiful, and enduring universe. Fiddle with any of the constants, even slightly, and you get a universe of black holes, insubstantial fizzballs, or other lifeless set-ups. Is this design or coincidence? Perhaps our universe is the child of successful parents. Maybe the whole entangled show is conscious, as Plato taught.

The story of the search for order, pattern, and meaning in the cosmos is very old. The planets of our solar system have long been suspected of hiding secret relationships. In antiquity students of such things pondered the *Music of the Spheres*, today they experiment with the simple precision of Kepler's, Newton's and Einstein's laws. Who can guess what will come next?



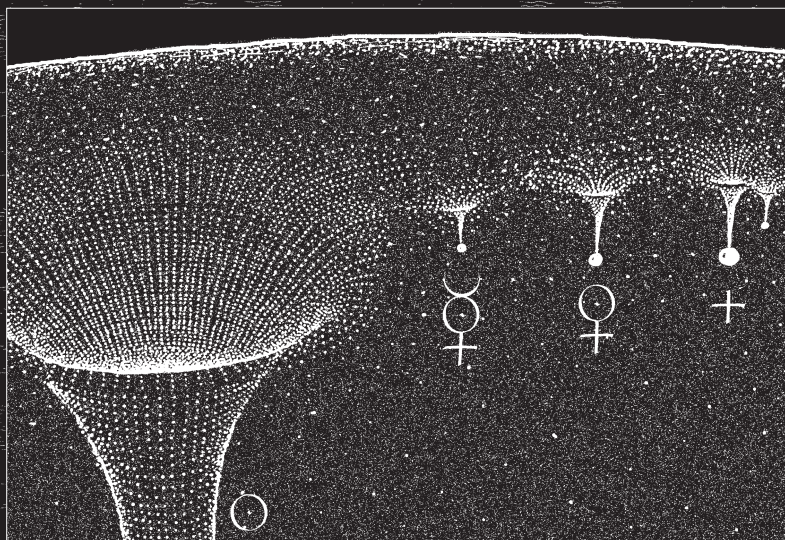
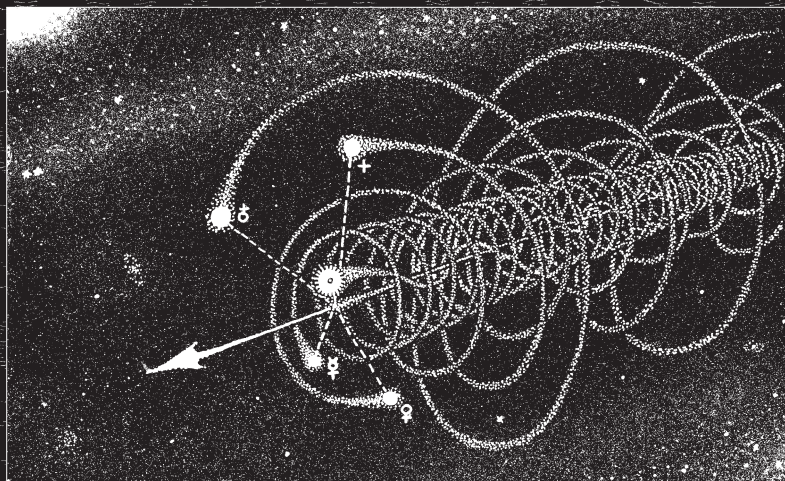
THE SOLAR SYSTEM

spirals everywhere

Our solar system seems to have condensed from the debris of an earlier version some five billion years ago. A Sun ignited in the center and remaining materials were attracted to each other to form small rocky asteroids. Lighter gases were blown out by the solar wind to condense as the four gas giants, Jupiter, Saturn, Neptune, and Uranus. In the inner solar system asteroids grew into planets, the final pieces flying into place with more and more energy as the sizes grew (many still have molten cores today from these collisions). Orbital resonances pushed and pulled planets into new orbits and our solar system eventually took the form of stable disk we see today.

The plane of the solar system is tilted at almost exactly 60° to the plane of the galaxy so the planets slowly corkscrew their way around the arm of the milky way. The picture (*opposite top, after Windelius & Tucker*) is schematic of the motions of the four inner planets.

Another way to picture the solar system is by thinking of space-time as a rubber sheet with the Sun as a heavy ball and planetary marbles placed on it (*lower, opposite, after Murchie*). This is Einstein's model of the way matter curves space-time and helps visualize the force of gravity between masses. If we flick a tiny frictionless pea onto our sheet, it could easily be captured by one of the marbles, or be spun around a few times and spat out, or settle into a fast spinning elliptical orbit halfway down any one of the worm-holes. Like a planet, the further the pea gets down the funnel, the faster it must circle to stop itself going down the tube. Also, the faster it spins the heavier it gets and the slower its clock runs.




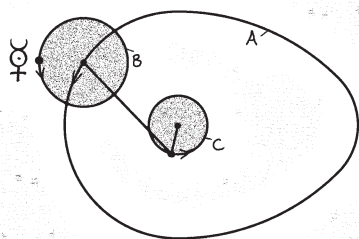
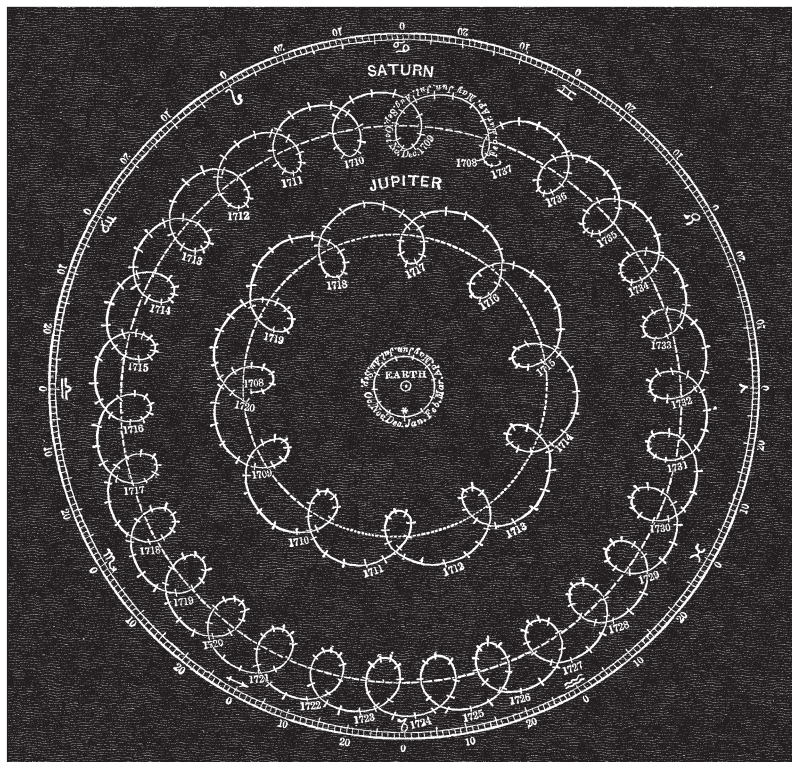
RETROGRADE MOTION

running kissing around

Ancient astronomers who watched the sky from Earth long ago noticed that apart from the Sun and Moon there were five easily visible points of light which moved across the stars. These are the planets, which seem to move around the earth roughly following the Sun's yearly circle, the ecliptic or the stars of the *zodiac*. If only life was this easy! In reality if you watch planets for any length of time you will see that, far from moving in any simple way, they lurch around like drunken bees, waltzing and whirling. As two planets pass, or kiss, each appears to the other to retrogress or go backwards against the stars for a certain length of time.

The diagram below shows Mercury's pattern around a tracked Sun over a year as seen from Earth (*after Schultz*), and opposite we see Cassini's 18th century sketch of the movements of Jupiter and Saturn as seen from Earth. In ancient times hugely complex systems of circles and wheels were called into play to try to mimic these planetary motions (*opposite, below*), culminating in the Ptolemaic system of 39 *deferents* and *epicycles*, used to model the motions of the seven heavenly bodies over two thousand years ago.





Until 400 years ago planetary motions were modelled using a 'deferent' (A) and an 'epicycle' (B). Other tricks refined the system - here a kind of crank (C) called a 'movable eccentric' produces an egg-shaped deferent for Mercury's dance.


CALENDARS

synchronizing the Sun and Moon

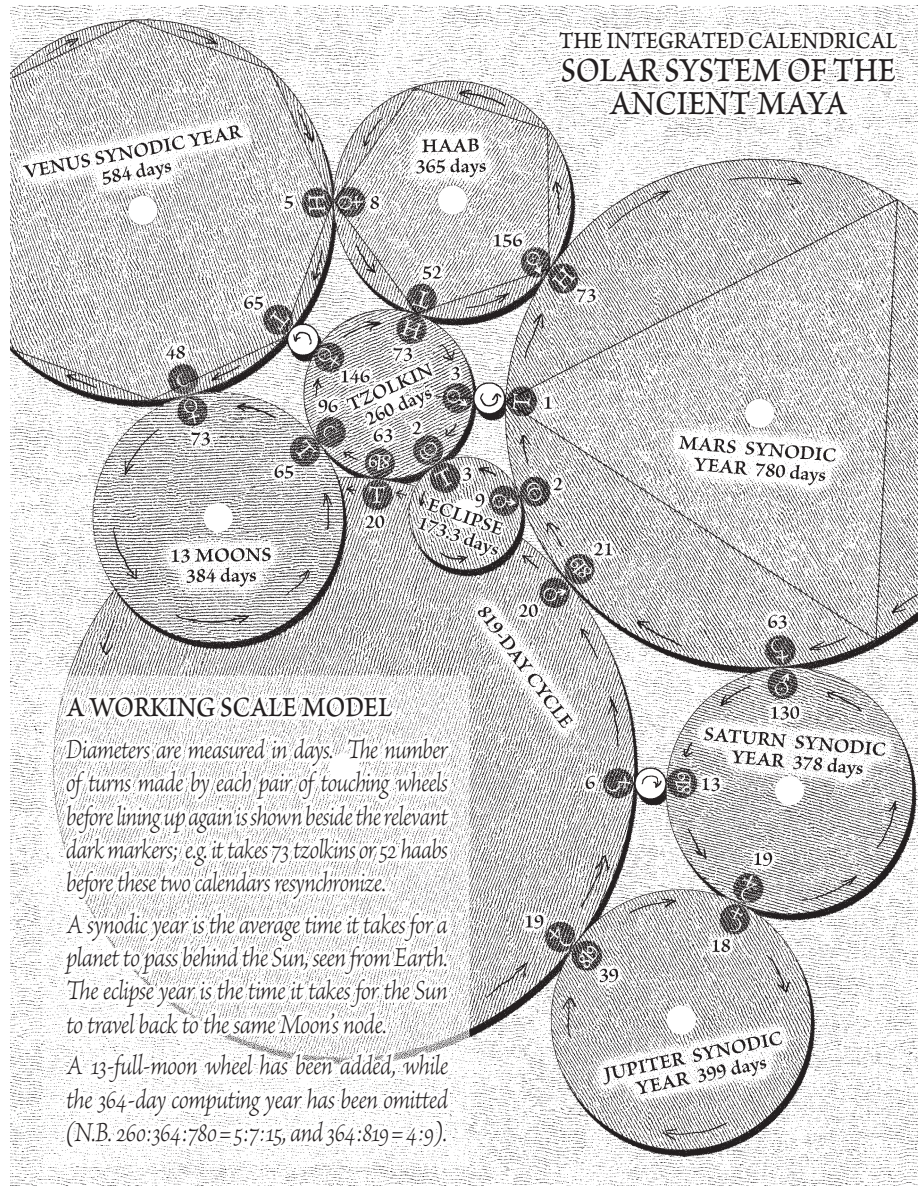
The Sun and Moon may appear perfectly balanced in the sky, but in practice they play a complex pattern which has vexed many cultures over many years. The 29.53 days that occur between full moons are modeled in the Chinese calendar by having alternating months of 29 and 30 days. Similarly, at Stonehenge we find 29 full-width stones and one half-width stone in the sarsen circle to represent 29.5 days.

Many devices hide calendrical themes. For instance a pack of playing cards can be viewed as four seasons, each of $1+2+3+4+5+6+7+8+9+10+11+12+13=91$ days, 364 in all, with the joker as the 365th day. The Tarot likewise conceals secrets, as the Moon and Sun are assigned to the numbers 18 and 19, which, as we shall see on page 331, are indeed the two numbers which best define the calendar.

Alongside the Ptolemaic system, perhaps the most extraordinary system ever devised for marrying the heavenly cycles to earthly endeavours is the series of intermeshed calendars developed by the ancient Maya. By 900AD they had modeled most of the visible solar system with just three cycles: the 365-day Haab, 260-day Tzolkin, and enigmatic 819-day cycle. Geoff Stray's incredible diagram opposite is a testimony to just how far scientists are prepared to go to get it all to make sense.



THE INTEGRATED CALENDRIAL SOLAR SYSTEM OF THE ANCIENT MAYA



A WORKING SCALE MODEL

Diameters are measured in days. The number of turns made by each pair of touching wheels before lining up again is shown beside the relevant dark markers; e.g. it takes 73 tzolkins or 52 haabs before these two calendars resynchronize.

A synodic year is the average time it takes for a planet to pass behind the Sun, seen from Earth. The eclipse year is the time it takes for the Sun to travel back to the same Moon's node.

A 13-full-moon wheel has been added, while the 364-day computing year has been omitted (N.B. $260:364:780 = 5:7:15$, and $364:819 = 4:9$).

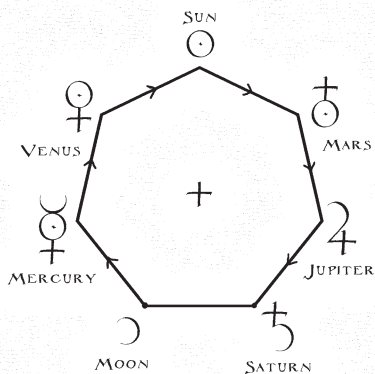
THE SECRET OF SEVENS

planets, metals and days of the week

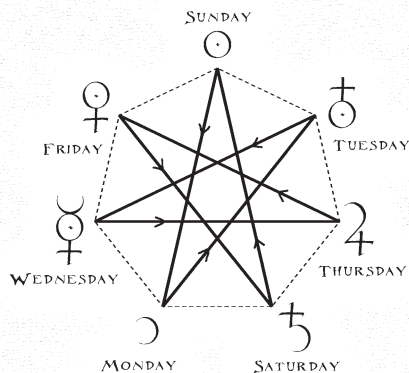
A short four hundred years ago the diagrams opposite still formed the cornerstone of cosmological scientific and magical thought across the western world, as they had done for many thousands of years. Today these emblems of the sevenfold system of antiquity appear as quaint reminders of an alchemical cosmology now buried beneath newly discovered planets and physical elements.

It is interesting to see just how precisely constructed the ancient system was. There are seven clearly visible wandering heavenly bodies, and they may be arranged around a heptagon in order of their apparent speed against the fixed stars. The Moon appears to move fastest, followed by Mercury, Venus, the Sun, Mars, Jupiter, and Saturn (*top left*). Planets were assigned to days, still clear in many languages, and the order of the days was given by the primary heptagram shown (*top right*). In English, older names for some planets (or gods), were used, thus we have *Wotan's day*, *Thor's day*, and *Freya's day*.

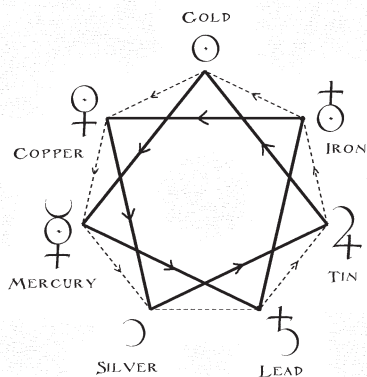
In antiquity the seven known metals were held to correspond with the seven planets, their compounds giving rise to colour associations. Venus, for example, was associated with the greens and blues of copper carbonates. Students of alchemy would often ponder these relationships as they forged ever more subtle things. Incredibly, the ancient system also gives the *modern* order by atomic number of these metals! Follow a more open heptagram to give *Iron 26*, *Copper 29*, *Silver 49*, *Tin 50*, *Gold 79*, *Mercury 80*, and *Lead 82* (*lower left after Critchlow & Hinze*). The electrical conductivity sequence also appears round the outside starting with Lead.



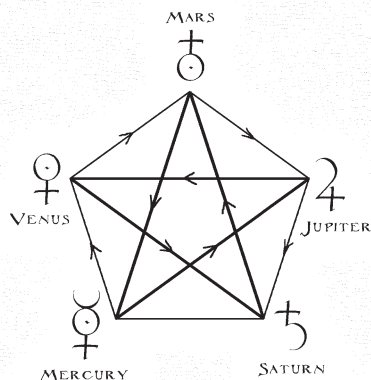
THE SEVEN HEAVENLY BODIES:
Start at the Moon and follow the arrows to give the 'Chaldean Order' of the spheres.



THE SEVEN DAYS OF THE WEEK:
French: Lundi, Mardi, Mercredi, Jeudi, Vendredi... follow the arrows again.



THE SEVEN METALS OF ANTIQUITY:
Start with Iron and follow the arrows to give elements of increasing atomic number.



THE FIVE WANDERERS:
Start with Mercury. Moving round the pentagon increases distance from the Sun.

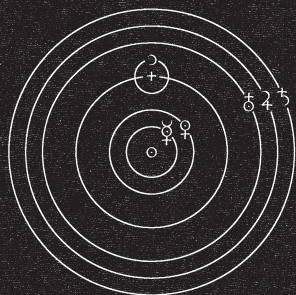
GEOCENTRIC OR HELIOCENTRIC

Earth or Sun at the center


The extraordinary Ptolemaic world of epicycles and deferents lasted a surprisingly long time. Despite its complexity it ‘saved appearances’ and was also said to save souls. Ellipses were in fact studied by early Greek mathematicians such as Appollonius, and as early as 250 BC Aristarchus of Samos was proposing a system of planets orbiting the Sun. However, it was not to be, and for one and a half thousand years the Earth remained in the center of the universe, just as we experience it, as the Ptolemaic system was handed down from the Greeks to the Arabs, and then back to the West again.

Four early systems are shown opposite (*after Koestler*), and each sphere of each diagram is to be understood as having its own attachment of epicycles and eccentrics. Copernicus, despite in 1543 placing the Sun in the center (*top left*), remained a devout epicycle man, increasing the number of invisible wheels from the Ptolemaic 39 up to an amazing 48. In the late sixteenth century Tycho de Brahe desperately tried to keep the Earth stationary in the center of the universe (*bottom left*), whilst an early Greek model by Herakleides, like a later version by Eriugina, attempted a compromise.

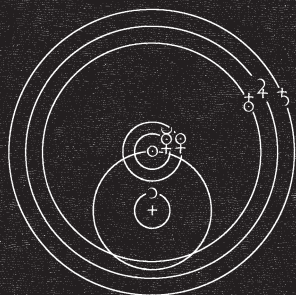
During the 1600s the Sun became the center of the solar system and many people began to forget that planets sometimes appear to move backwards against the stars. The modern model of the Solar System (*lower, opposite*) has the planets (including an asteroid, Ceres), orbiting the Sun in ellipses, each planet’s ellipse slowly spinning to create a torus or orbital ‘shell’ over time. This basic model was first conceived by Johannes Kepler in 1596 and it is to his ideas that we now turn.



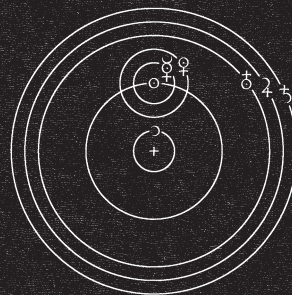
Aristarchus & Copernicus



Ptolemy



Tycho de Brahe



Herakleides



Kepler

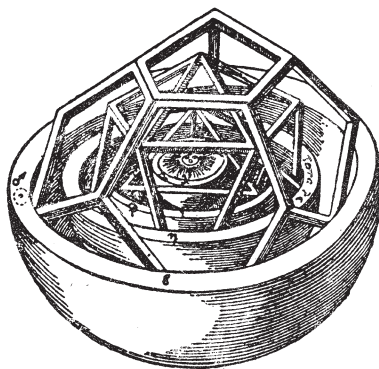
KEPLER'S VISIONS

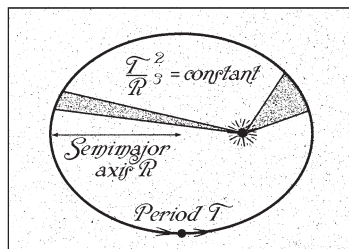
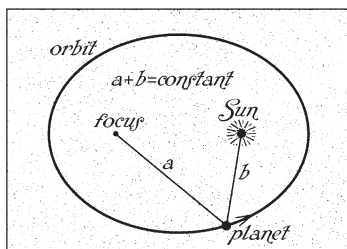
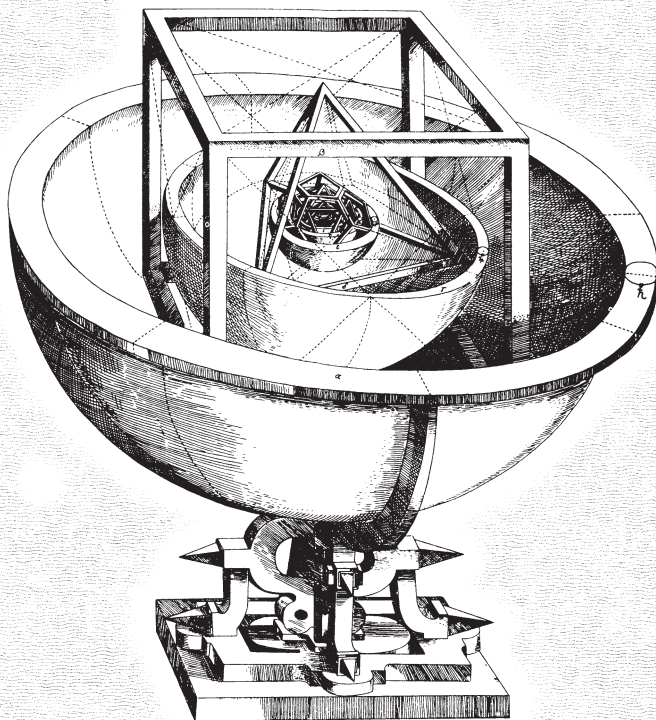
ellipses and nested solids

Kepler noticed three things about planetary orbits. Firstly that they are ellipses (*so that $a + b = \text{constant}$, lower, opposite*), with the Sun at one focus. Secondly, that the *area* of space swept out by a planet in a given time is constant. Thirdly, that the period τ of a planet relates to R , its semi-major axis (or 'average' orbit), so that τ^2/R^3 is a constant throughout the entire solar system.

Looking for a geometric or musical solution to the orbits, Kepler observed that six heliocentric planets meant five intervals. The famous geometric solution he tried was to fit the five *Platonic Solids* between their spheres (*opposite, and detailed below*).

In recent years, far from diminishing Kepler's vision, Einstein's laws actually showed that the tiny space-time effects caused by Mercury's faster (and therefore heavier and time-slowed) motion when nearer to the Sun create a precessional rotation of the ellipses over thousands of years, thus reinforcing Kepler's shells.




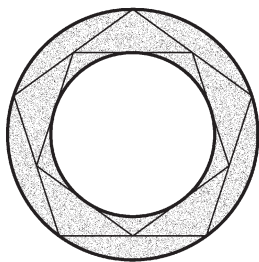


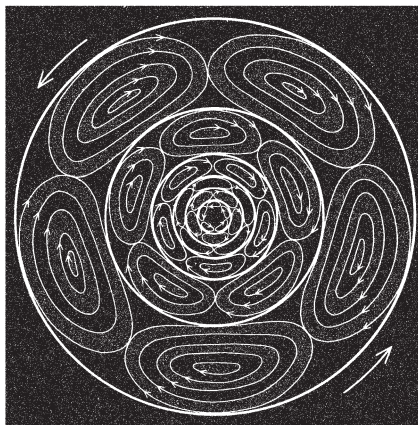

THE MUSIC OF THE SPHERES

planets playing in tune

In ancient times the seven musical notes were assigned to the seven heavenly bodies in various symbolic arrangements (*opposite top*). With his accurate data, Kepler now set about precisely calculating these long imagined *Harmoniae Mundi*. He particularly noticed that the ratios between planets' extreme angular velocities were all harmonic intervals (*opposite center, after Godwin*). More recently, work by Molchanov has shown that the entire solar system can be viewed as a 'tuned' quantum structure, with Jupiter as the conductor of the orchestra.

Music and Geometry are close bedfellows and Weizsacker's theory of the condensation of the planets (*opposite after Murchie & Warshall*) throws yet more dappled light on to these elusive orbits. It might appear fanciful were it not for the fact that two nested pentagons (*below left*) define Mercury's shell [99.4 %], the empty space between Mercury and Venus [99.2 %], Earth and Mars' relative mean orbits [99.7 %], and the space between Mars and Ceres [99.8 %], while three nested pentagons (*below right*) define the empty space between Venus and Mars [99.6 %] and also Ceres and Jupiter's mean orbits [99.6 %].





BODE'S LAW AND SYNODS

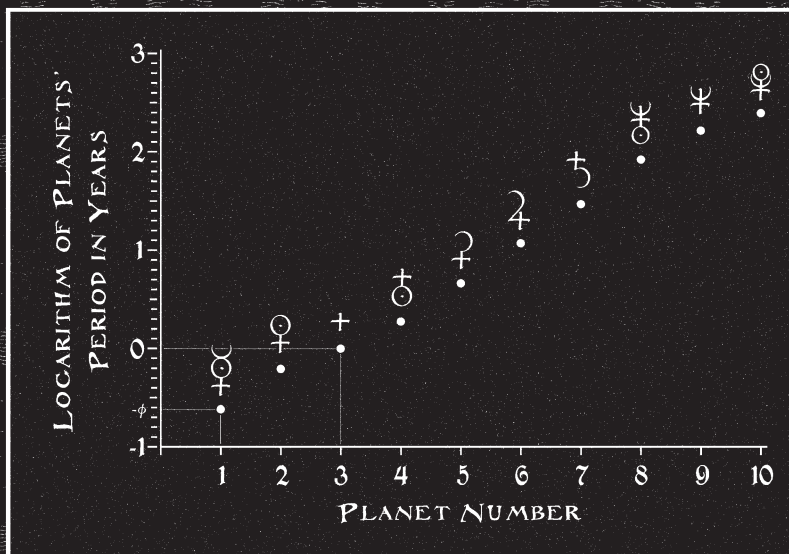
harmonics and rhythmic kisses

There have been numerous attempts to discover patterns in the orbits and periods of the planets. A basic logarithmic graph (*opposite top*) shows clear underlying order (*after Ovendon & Roy*).

A famous system is the 1750 *Titius & Bode Rule*, which works as follows: To the series 0, 3, 6, 12, 24, 48, 96, 192 & 384, four is added, giving 4, 7, 10, 16, 28, 52, 100, 196 & 388. It turns out that these numbers fit the planetary orbital radii really quite well (except for Neptune). The formula predicted a missing planet at 28 units between Mars and Jupiter and on 1st January 1801 Piazzi discovered Ceres, the largest of the asteroids in the asteroid belt, in the correct orbit.

The length of time it takes a planet to go once round the Sun is known as its *period*. Sometimes periods occur as simple ratios of each other, a famous example being the 2:5 ratio of Jupiter and Saturn [99.3%]. Uranus, Neptune and tiny Pluto are especially rhythmic and harmonic, displaying a 1:2:3 ratio of periods, Uranus' and Neptune's adding to produce Pluto's [99.8%].

Like a whirlpool, inner planets orbit the Sun much faster than outer planets and the table (*opposite, below*) shows the number of days between two planets' kisses, passes or near approaches, properly called *synods*. Does Earth experience any harmonics? Well, we have two planetary neighbours, Venus sunside and Mars spaceside and the figures reveal that we kiss Mars *three* times for every *four* Venus kisses [99.8%]. So an ultraslow 3 against 4 polyrhythm or a deep musical fourth is being played around us *all* the time!



	☿	♀	+	♂	♂	♂	♂	♂	♂	♂
☿	∞	144.6	115.9	100.9	92.83	89.79	88.70	88.22	88.10	88.05
♀	144.6	∞	583.9	333.9	259.4	237.0	229.5	226.4	225.5	225.3
+	115.9	583.9	∞	779.9	466.7	398.9	378.1	369.7	367.5	366.7
♂	100.9	333.9	779.9	∞	1,162	816.5	733.9	702.7	694.9	692.2
♂	92.83	259.4	466.7	1,162	∞	2,744	1,991	1,777	1,728	1,712
♂	89.79	237.0	398.9	816.5	2,744	∞	7,252	5,045	4,669	4,551
♂	88.70	229.5	378.1	733.9	1,991	7,252	∞	16,570	13,100	12,210
♂	88.22	226.4	369.7	702.7	1,777	5,045	16,569	∞	62,890	46,440
♂	88.10	225.5	367.5	694.9	1,728	4,669	13,100	62,890	∞	179,800
♂	88.05	225.3	366.7	692.2	1,712	4,551	12,210	46,440	179,800	∞

THE INNER PLANETS

Mercury, Venus, Earth and Mars

Our solar system can be thought of a series of thin rotating rings, each slowly settling down. Divided by an asteroid belt into two halves, the inner region has four small rocky planets quickly orbiting the Sun, while the outer half has four slow huge gas and ice planets.

The Sun has still not given up its secrets. Mostly Hydrogen and Helium, and an element factory, it is also a giant fluid geometric magnet, 15 million°C at its core, 6,000°C at the surface. It blows a particle wind through the entire solar system and its sunspots and huge solar flares affect electronics on Earth.


Mercury is the first planet. Mostly solid iron, it is a cratered, atmosphereless world, 400°C in the sunshine, -170°C in the shade.

Venus is second, a cloud-shrouded greenhouse world. On the surface the temperature is a staggering 480°C and the carbon-dioxide rich atmosphere is *ninety* times denser than Earth's. An apple here would be instantly incinerated by the heat, crushed by the atmosphere and finally dissolved in sulphuric acid rain.

Earth is the third planet, the one with life and one moon.

Mars is fourth, a red rocky world, just above freezing. Water ice caps cover the poles, and there is a thin atmosphere. River beds suggest that Mars may once have had oceans but they are long gone now, and today dust storms regularly envelop the planet for days. Huge dead volcanoes, one three times larger than Mount Everest, stand witness to a bygone age. Mars has two tiny moons.


Beyond Mars is the Asteroid Belt, and, beyond that, the giants.




SIZES OF THE INNER PLANETS



TILTS AND ECCENTRICITIES OF THE ORBITS OF THE INNER PLANETS



SUN-CENTERED



VIEW FROM EARTH


MAKING SENSE OF THE PICTURES

a few tips on appearances


Seen from Earth, day or night, the Sun moves slowly to the left against the stars (right in the southern hemisphere), taking a year to return to the same star. The Moon swiftly circles around in the same direction every month, taking 27.3 days to return to a star. Venus and Mercury oscillate around the Sun, coming and going, as the Sun itself slowly trundles around its yearly circle. Imagine standing on Venus—the Sun moves faster against the stars and Mercury is closer, whirling round the Sun like a fairground waltzer.

Every *pair* of planets creates a *single* dance. It doesn't matter which of the two you stand on, your partner's dance around you will be the same. It is a shared experience. Mercury's evolving waltzes with Earth and Venus are shown opposite (*top*). Earth and Mercury kiss around 22 times in 7 years, though the ancient Greeks also knew of a more accurate 46 year, 145 synod cycle. Mercury and Venus are beautifully in tune after just 14 kisses.


Shown lower, opposite is the Golden Section, ϕ or *phi*. It is found throughout every pentagram and in the Fibonacci series of numbers (*opposite*), which starts with 1, 2, 3, 5, 8 and 13, all numbers we will see in the inner planets. The Golden Section is essentially 0.618, but since one *divided* by it is 1.618 (which is the same as *adding* one to it), and 1.618 *times* 1.618 equals 2.618 (the same as adding one more), it often takes any of these values. The Golden Section is found throughout organic life forms; it is the signature of life, and, as we shall see, highly accurately present in the inner solar system too.



240 DAYS




770 DAYS




2030 DAYS


MERCURY'S AND VENUS' DANCE



470 DAYS

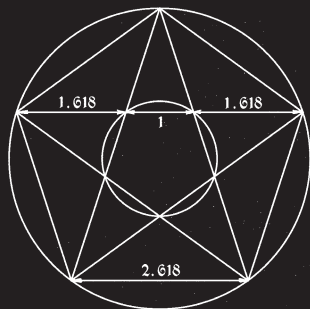


1390 DAYS



2510 DAYS

MERCURY'S AND EARTH'S DANCE



THE GOLDEN SECTION

1	
0 + 1 = 1	1 + 1 = 1
1 + 1 = 2	1 ÷ 2 = 0.5
1 + 2 = 3	2 ÷ 3 = 0.6667
2 + 3 = 5	3 ÷ 5 = 0.6
3 + 5 = 8	5 ÷ 8 = 0.625
5 + 8 = 13	8 ÷ 13 = 0.6154
8 + 13 = 21	13 ÷ 21 = 0.6190
13 + 21 = 34	21 ÷ 34 = 0.6176
21 + 34 = 55	34 ÷ 55 = 0.6182
34 + 55 = 89	55 ÷ 89 = 0.6180
1 2 3 5 8 13 ...	$\phi = 0.61803399...$

FIBONACCI NUMBERS

MERCURY AND VENUS' ORBITS

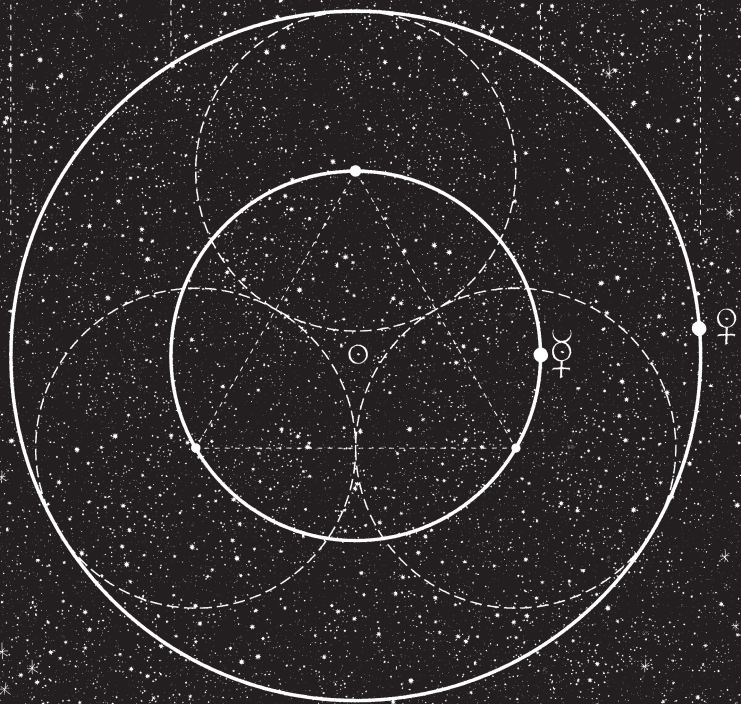
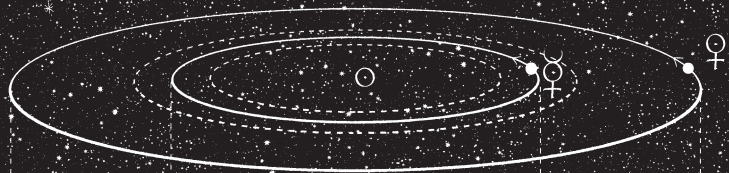
a very simple aide-memoire

There are few things more simple than a circle. With Kepler's discovery of the ellipses, and Newton and Einstein setting them spinning, the planetary orbits can be thought of as orbital 'circles', centered on the Sun, with the eccentricity thickening the circle slightly, or giving the spheres a shell (*see Kepler's diagram, page 307*).

One of the very first things you can do with circles is to put three of them together so that they all touch. Amazingly, the orbits of the first two planets of the solar system are hiding in this simple design. If Mercury's mean orbit passes through the centers of the three circles then Venus' encloses the figure [99.9%].

This is a simple trick to remember—you see it all around you all the time, in the home, in design, art, architecture, and nature. Every time you pick up three glasses or push three balls together you create the first two planets' circular orbits, to an extraordinary degree of accuracy. There must be a reason for this beautiful fit between the ideal and the manifest, but none is yet known and these kinds of problems are currently out of fashion; perhaps a bright 21st century scientist will find an answer—until then it remains a 'coincidence'.

The triangle is one emblem of the musical octave 2:1, and Mercury performs a delightful solo on this theme, as one Mercury day is exactly two Mercury years, during which time the planet has spun on its own axis precisely three times. Thus the very first planet plays the very first harmonies and draws one of the very first geometrical shapes. We have started with one, heard a two, and seen a three.



THE KISS OF VENUS


our most beautiful relationship


Other than the Sun and Moon, the brightest point in the sky is Venus, the morning and evening star. She is our closest neighbour, and kisses us every 584 days as she passes between us and the Sun. Each time one of these kisses occurs the Sun, Venus and the Earth line up two-fifths of a circle further around—so a pentagram of conjunctions is drawn over exactly eight years [99.9%], or thirteen Venusian-years [99.9%]. Notice the Fibonacci numbers again, 5, 8, and 13, which govern most plant growth on Earth. The periods of Earth and Venus are also closely related as $\phi : 1$ [99.6%].

Seen from Earth this harmony appears as Venus whirls around the trundling Sun and draws her beautiful pattern. In the precise diagram opposite (*top*) four eight-year cycles are shown, so 32 years. The small loops are made when Venus in her closest dazzling kiss seems briefly to reverse direction against the background stars (*shown below, as seen from Earth*).

The fivefold nature of Venus and Earth's dance extends to their closest and furthest distances from each other, as Venus' *perigee* and *apogee* are defined by two pentagrams (*lower, opposite*). The body of space one draws around the other is thus proportioned as $1 : \phi^4$ [99.98%].

All these diagrams *also* apply to Venus' experience of Earth.





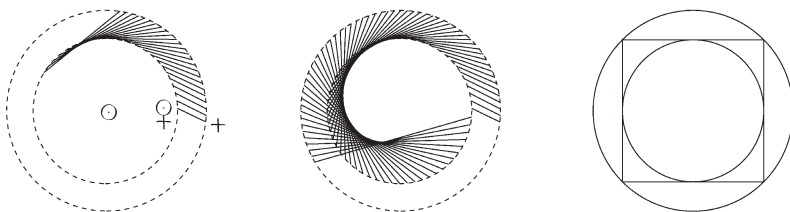
THE PERFECT BEAUTY OF VENUS


the things they don't teach you at school

With the Sun in the center, let us examine the orbits of Venus and the Earth. If, every couple of days a line is drawn between the two planets (*below left*), a pattern will appear. Because Venus orbits faster she completes a whole circuit in the same time that the Earth completes just over a half-circuit (*below center*). If we keep watching for exactly eight years (or 13 Venusian years) the full pattern opposite emerges, the sun-centered version of the five-petaled flower on the previous page.

The ratio between Earth's outer orbit and Venus' inner orbit, i.e. their *home*, is intriguingly given by a square (*below right*) [99.9%].

Venus rotates extremely slowly on her own axis in the opposite direction to most rotations in the solar system. Her rotation period is precisely two-thirds of an Earth year, a musical fifth. This closely harmonizes with the dance opposite so that every time Venus and Earth kiss, Venus does so with her *same face* pointing at the Earth. Paint a spot on Venus' surface as she passes in front of the Sun, and every time she lines up with the Sun again as seen from Earth the spot will be pointing at you again. Over the eight Earth years of the five kisses, Venus spins on her own axis twelve times in thirteen of her years (*from Kollerstrom*). All beautiful musical numbers.





PHYLLOTAXIS

the spiral of life

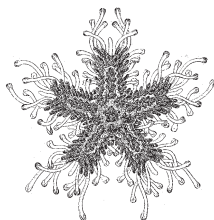
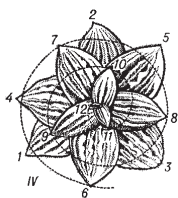
Life on Earth uses one set of numbers above all others. Phyllotaxis is the study of the way leaves are arranged along a stem, and also describes other features of plants such as flowers, seed heads, and fruits. The key to phyllotaxis is the Fibonacci sequence 1, 1, 2, 3, 5, 8, 13, 21, 34, 55 and so on, where adjacent terms define the Golden Section increasingly well, present in pentagrams, which we have met before.


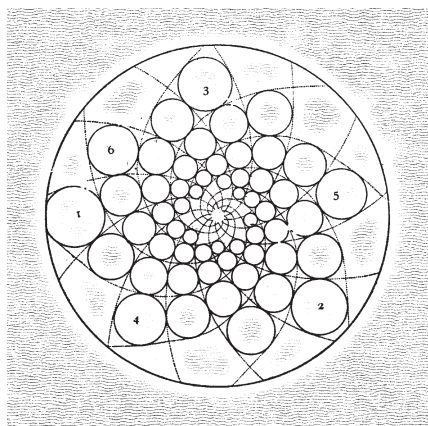
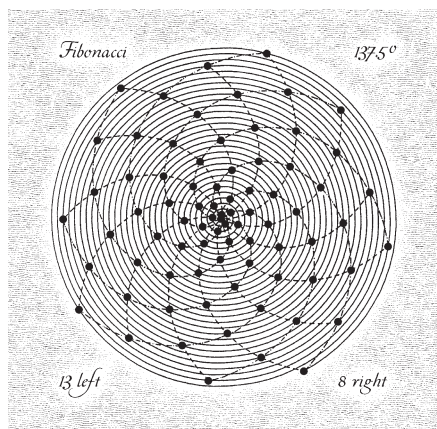
It is a simple fact that most plants on Earth produce alternate leaves at Fibonacci fractions of a full rotation. For example, some plants produce leaves along a stem every $\frac{1}{2}$ rotation, in hazel and beech trees the angle is $\frac{1}{3}$, in apricots and oak trees it is $\frac{2}{5}$, in pear and poplar trees it is $\frac{3}{8}$, and in almond and willow trees it is $\frac{5}{13}$. Pineapples display 5-, 8- and 13-armed spirals. Count the number of buds along a sprig of pussy willow and you will find a spiral of 13 buds in 5 turns.

Humans use the same numbers (in a fourfold manner). We have 5 fingers/toes in each quarter, a pattern repeated in our mouths as 5 milk teeth in each quarter, replaced by 8 adult teeth, 13 in all per quarter.



The most common number of petals in flowers is 5, and the most commonly used phyllotaxis numbers in plants are 5, 8, and 13.

As above, so below—for these are also the numbers of Venus!





Above left: 8:13 phyllotaxis. New unit elements appear along an Archimedean spiral every 137.5° . Above right: W Hofmeister's space-jostling model of phyllotaxis based on Leonardo Da Vinci's suggestion that phyllotaxis optimizes access to dew and sunlight. Left: Pineapples display lovely 5:8:13 phyllotaxis as 5 near-horizontal spirals, 8 45° spirals and 13 verticals. Below: Many seed heads display phyllotaxis as a result of the phyllotaxis implicit in the petals of their flowers.



MERCURY AND EARTH

yet more phives and eights

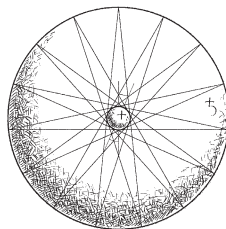
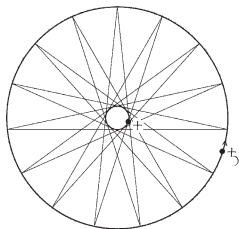
Mercury and Earth's physical sizes are in the same relation as their mean orbits! Various five and eightfold overlays are shown opposite which proportion the orbits *and* sizes of these two planets.

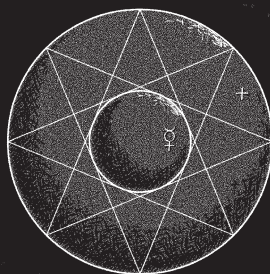

The diameter of Mercury's *innermost* orbit is suggested by the pentagram incircle (*center left*) [99.5 %] which also happens to be the distance between the mean orbits of the two planets [99.7 %].

The final diagram (*opposite, lower right*) expands on the three touching circles of page 317. Eight circles centered on Venus' orbit produce Earth's mean orbit [99.99 %]—the eight years of the five kisses perhaps?

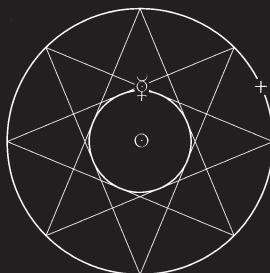
Mercury, Venus, and Earth display a peculiar coincidence: If we work in units of Mercury's orbital radius and period, then Venus' period times 2.618 is Earth's orbital radius squared [99.8 %]. Mercury's dance around Earth also produces its synodic year of 115.9 days. Richard Heath recently discovered that this is 2.618 times a musical fifth times a full moon [99.9 %]—a musical fifth is 3:2; 2.618 is Φ^2 (or 1.618×1.618), and there is a full moon every 29.53 days.

Earth's and Saturn's relative orbits *and* sizes are given by a fifteen-pointed star (*below*), which also produces the tilt of the Earth.







THE RELATIVE SIZES OF MERCURY AND EARTH DEFINED
BOTH BY A PENTAGRAM OR AN OCTAGRAM (99%)



THE RELATIVE ORBITS OF MERCURY AND EARTH DEFINED
BY THE SAME PENTAGRAM AND OCTAGRAM (99%)



OTHER MORE ACCURATE WAYS OF DRAWING THE INNER ORBITS (99.9%)

THE ALCHEMICAL WEDDING

three to eleven all round

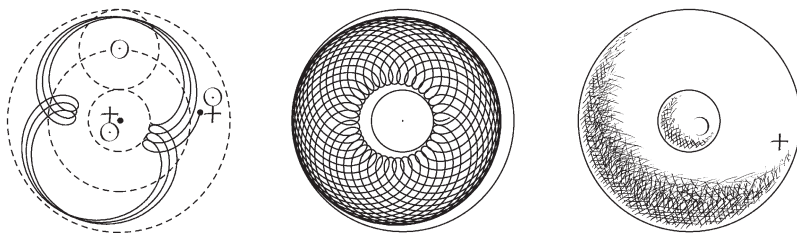
From the surface of the Earth, the Sun and the Moon *appear the same size*. According to modern muggle cosmology this is ‘just’ a coincidence, but any good wizard will tell you the balance between these two primary bodies is clear proof of very ancient magic.




The size of the Moon compared to the Earth is 3 to 11 [99.9%]. What this means is that if you draw down the Moon to the Earth, then the circle through the center of the heavenly Moon will have a circumference equal to the perimeter of a square enclosing the Earth. The ancients seem to have known about this, and hidden it in the definition of the mile (*opposite, after Michell & Ward*).

The Earth-Moon proportion is also precisely invoked by our two neighbours, Venus and Mars (*see Venus dancing around Mars below*). The closest:farthest distance ratio that each experiences of the other is, incredibly, 3:11 [99.9%]. The Earth and the Moon sit in between them, perfectly echoing this beautiful local spacial ratio.

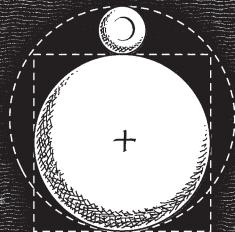

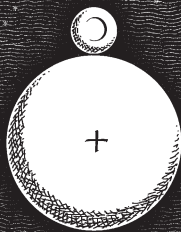
3:11 happens to be 27.3% and the Moon orbits the Earth every 27.3 days, the same as the average rotation period of a sunspot.

The Sun and Moon do seem very much the unified couple.





THE MOON, A TOTAL SOLAR ECLIPSE AND THE SUN, AS SEEN FROM EARTH



THE SIZES OF THE MOON AND THE EARTH "SQUARE THE CIRCLE"
THE DASHED SQUARE AND CIRCLE ARE THE SAME LENGTH OF STRING

MILES OF MOON AND EARTH

RADIUS OF MOON = 1080 MILES = 3×360 MILES

RADIUS OF EARTH = 3960 MILES = 11×360 MILES

DIAMETER OF MOON = 2160 MILES = $3 \times 1 \times 2 \times 3 \times 4 \times 5 \times 6$ MILES

RADIUS OF EARTH + RADIUS OF MOON = 5040 MILES

= $1 \times 2 \times 3 \times 4 \times 5 \times 6 \times 7 = 7 \times 8 \times 9 \times 10$ MILES

DIAMETER OF EARTH = 7920 MILES = $8 \times 9 \times 10 \times 11$ MILES

THERE ARE 5280 FEET IN A MILE

= $(10 \times 11 \times 12 \times 13) - (9 \times 10 \times 11 \times 12)$

CALENDAR MAGIC

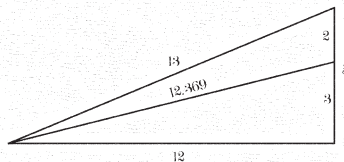
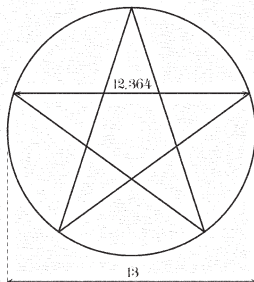
just three numbers do the trick

Recent work by Robin Heath has revealed simple geometrical and mathematical tools which suggest order and form within the Sun-Moon-Earth system. Imagine we want to discover the number of full moons in a year (somewhere between 12 and 13). Draw a circle, diameter thirteen with a pentagram inside. Its arms will then measure 12.364, the number of full moons in a year [99.95%].

An even more accurate way of doing it is to draw the second Pythagorean triangle, which just happens to be made of 5, 12, and 13 again, the numbers of the keyboard, and of Venus (*page 320*). Dividing the 5 side into its harmonic 2:3 gives a new length, the square root of 153, 12.369, the number of full moons in a year [99.999%].

The Moon seems to beckon us to look further. We all know that six circles fit around one on a flat surface (6 and 7). Twelve spheres pack perfectly around one in our familiar three-dimensional space (12 and 13 again). We seem to be moving up in sixes. Could *eighteen* time-spheres fit around one in a fourth dimension of time? Incredibly, all of the current major time cycles of the Sun-Moon-Earth system turn out to be accurately defined as simple combinations of the numbers 18, 19, and the Golden Section.

The Golden Section is evident in the pentagram, the icosahedron, the dodecahedron and all living things. The orbits of the four inner planets all display its presence. Its values 0.618, 1, 1.618 and 2.618 added to the magic number 18 produce 18, 18.618, 19, 19.618, and 20.618, which then multiply together as shown opposite.



TWO ANCIENT TECHNIQUES
FOR FINDING THE NUMBER
OF FULL MOONS IN A YEAR

18 YEARS = THE SAROS ECLIPSE CYCLE (99.83 %)

(SIMILAR ECLIPSES WILL OCCUR AFTER 18 YEARS)

18.618 YEARS = REVOLUTION OF THE MOON'S NODES (99.99 %)

(THE MOON'S NODES ARE THE TWO PLACES WHERE THE SLIGHTLY
OFFSET CIRCLES OF THE SUN AND MOON'S ORBITS CROSS)

19 YEARS = THE METONIC CYCLE (99.99 %)

(IF THERE IS A FULL MOON ON YOUR BIRTHDAY THIS YEAR - THERE
WILL BE ANOTHER ONE ON YOUR BIRTHDAY IN 19 YEARS TIME)

THE ECLIPSE YEAR = 18.618 × 18.618 DAYS (99.99 %)

(THE ECLIPSE YEAR IS THE TIME IT TAKES FOR THE SUN TO RETURN
TO THE SAME ONE OF THE MOON'S NODES. IT IS 18.618 DAYS SHORT
OF A SOLAR YEAR (99.99 %). THERE ARE 19 ECLIPSE YEARS IN A SAROS)

12 FULL MOONS = 18.618 × 19 DAYS (99.82 %)

(12 FULL MOONS IS THE LUNAR OR ISLAMIC YEAR)

THE SOLAR YEAR = 18.618 × 19.618 DAYS (99.99 %)

(THE SOLAR YEAR IS THE 365.242 DAY YEAR WE ARE USED TO)

13 FULL MOONS = 18.618 × 20.618 DAYS (99.99 %)

(13 FULL MOONS IS ANOTHER 18.618 DAYS AFTER THE SOLAR YEAR)

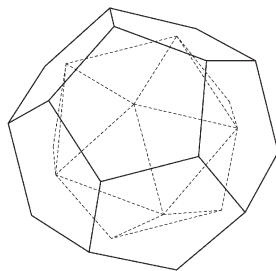
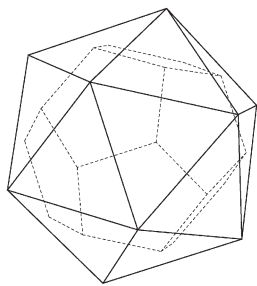
COSMIC FOOTBALL

Mars, Earth and Venus spaced



The next planet out from Earth is the fourth planet, Mars. Kepler had tried a *dodecahedron* spacing the orbits of Mars and Earth and an *icosahedron* spacing Earth from Venus (*see page 306*), and, coincidentally, it turns out he was very close to the mark.

The dodecahedron (made of twelve pentagons) and the icosahedron (made of of twenty equilateral triangles) are the last two of the five Platonic Solids (*see BOOK III of this volume*). They form a pair, as each creates the other from the centers of its faces (*below*). Opposite, they appear in bubble form inside Mars' spherical mean orbit. The dodecahedron magically produces Venus' orbit as the bubble within (*opposite top*) [99.98%], while the icosahedron defines Earth's orbit through its bubble centers (*lower, opposite*) [99.9%].

In the ancient sciences the icosahedron was associated with the element of Water, so it is appropriate to see it emanating from our watery planet. The dodecahedron represented *aether*, the life force, here enveloping lively Earth, and defined by her two neighbours.



VENUS AND
MARS



EARTH
AND MARS

THE ASTEROID BELT

through the looking glass

We have reached the end of the inner solar system. Beyond Mars lies a particularly huge space, the other side of which is the enormous planet Jupiter. It is in this space that the Asteroid Belt is found, thousands of large and small tumbling rocks, siliceous, metallic, carbonaceous, and others. Like many ring systems, there are spaces, *Kirkwood Gaps*, in the asteroid belt, cleared where orbital resonances with Jupiter occur. The largest gap is at the orbital distance which would correspond to a period of one third that of Jupiter.

The largest of the asteroids by a very long way is Ceres, comprising over one third of the total mass of all of them. She is about the size of the British Isles and produces a *perfect* eighteenfold pattern with Earth (*see page 403*).

Bode's Law predicted something at the distance of the asteroid belt (*see page 310*), but it was Alex Geddes who recently discovered the weird mathematical relationship between the four small inner planets and the four outer gas giants. Their orbital radii magically 'reflect' about the asteroid belt and multiply as shown below and opposite to produce two enigmatic constants.

$$Ve \times Ur = 1.204 \text{ } Me \times Ne$$

$$Me \times Ne = 1.208 \text{ } Ea \times Sa$$


$$Ea \times Sa = 1.206 \text{ } Ma \times Ju$$

$$Ve \times Ma = 2.872 \text{ } Me \times Ea$$


$$Sa \times Ne = 2.876 \text{ } Ju \times Ur$$

$$(Ve \times Ma \times Ju \times Ur = Me \times Ea \times Sa \times Ne)$$

The asteroid belt is unlikely to be the remains of a small planet as no sizeable body could ever have formed so close to Jupiter.



THE ASTEROID BELT SEPARATES THE FOUR SMALL ROCKY INNER PLANETS FROM THE FOUR HUGE OUTER ONES.



THE PATTERN OF GEDDES' MAGICAL MULTIPLICATIONS

THE OUTER PLANETS

Jupiter, Saturn, Uranus, Neptune, and beyond

Beyond the Asteroid Belt we come to the realm of the gas and ice giants, Jupiter, Saturn, Uranus, and Neptune.

Jupiter is the largest planet, and its magnetic field is the largest object in the solar system. Ninety percent hydrogen, it is nevertheless built around a rocky core like all the giant planets. Metallic hydrogen and then liquid hydrogen surrounds this core. The famous Red Spot is a storm, larger than Earth, which has raged now for hundreds of years. Jupiter's moons are numerous and fascinating: One, Io, is the most volcanic body in the solar system; another, Europa, may have warm oceans of water beneath its icy surface.

The next planet is Saturn, with its beautiful rings. Saturn has much the same hydrogen and helium mix as Jupiter. Over 50 moons have been discovered, the largest of which is Titan, a world the size of Mercury with all the building blocks for life.

Beyond Saturn is Uranus, which orbits on its side. Winds gust on the equator at six thousand times the speed of sound.

Next is Neptune, like Uranus an ice world of water, ammonia and methane. The largest moon, Triton, has nitrogen ice caps and geysers which spew liquid nitrogen high into the atmosphere.

Finally, beyond but sometimes inside Neptune's orbit, is tiny Pluto, and, beyond that, the primordial swarm of the Kuiper Belt. Then, stretching a third of the way to the nearest star, the sphere of icy debris and comets of the Oort Cloud.

Our solar system is highly unusual. Neither its neat symmetry nor its calm stability are to be found in most other systems.



SIZES OF THE OUTER PLANETS



TILTS AND ECCENTRICITIES OF THE ORBITS OF THE OUTER PLANETS



SUN-CENTERED



VIEW FROM THE EARTH

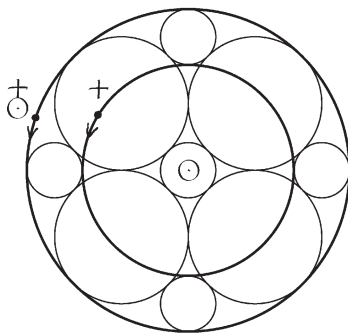
FOURS

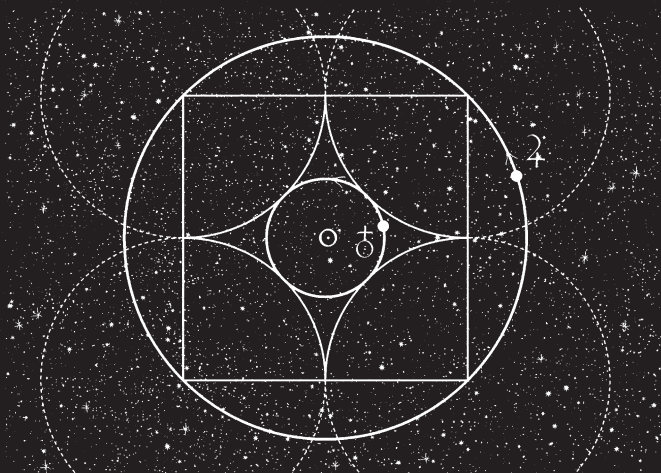
Mars, Jupiter and massive moons

An asteroid belt and 550 million km separate Mars' and Jupiter's orbits, further than Earth is from the Sun. Jupiter is the first and largest of the gas giants, the vacuum cleaner of the solar system. If Jupiter had gathered only slightly more material during its long and ongoing formation its internal pressures would have turned it into a star and we would have had a second Sun.


The top diagram opposite shows a simple way to draw the orbits of Mars and Jupiter from four touching circles or a square [99.98%]. It is a proportion commonly seen in church windows and railway stations. Shown below, on this page, is a pattern from the same family, which accurately spaces Earth's and Mars' orbits [99.9%].

Jupiter has four particularly large moons. The two largest, Ganymede and Callisto, are the size of the planet Mercury and produce one of the most perfect space-time patterns in the solar system. An observer living on either moon would experience the motions of the other in space and time as the beautiful fourfold diagram shown opposite.





HOW TO ACCURATELY DRAW MARS & JUPITER'S MEAN ORBITS



THE BEAUTIFUL DANCE OF GANYMEDE & CALLISTO

OUTER MOONS

harmonic patterns

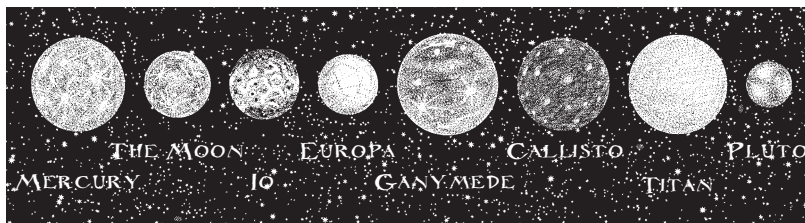
Four groups of moons orbit Jupiter. The first two groups have four moons each and look very like a model of the whole solar system—four small inner bodies followed by four big outer bodies. The second group, of four particularly large moons, the *Galileans*, is further divided into two small rocky worlds, Io and Europa, then two gas and ice moons the size of planets, Ganymede and Callisto.

The grouping into fours is striking. Each of the four groups has its own general moonsize, orbital plane, period and distance from Jupiter (the inclinations of the four orbital planes of the four groups even add up to 90° , a quarter of a circle [99.9%]).

Saturn has over thirty moons, most shepherding and tuning the amazing rings with the larger bodies tending to be further out. Far beyond Saturn's rings, however, are three moons—the gigantic Titan, tiny Hyperion and, further out still, Iapetus.


Opposite are shown some harmonic patterns: two from Jupiter's largest moons, two experienced by Saturn's giant moon Titan, and two experienced by Neptune, the outer planet of the solar system.

Dischords are rare. The solar system seems to enjoy harmony.







EUROPA & IO




EUROPA & GANYMEDE




TITAN & HYPERION



TITAN & IAPETUS



URANUS & NEPTUNE



NEPTUNE & PLUTO

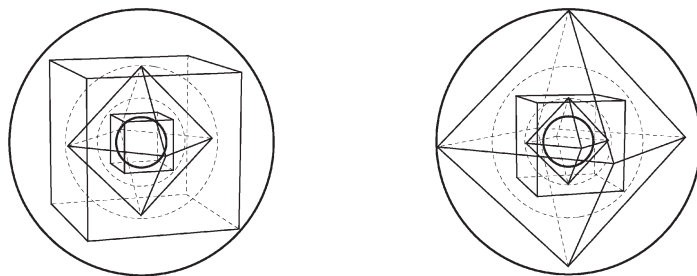
JUPITER'S GIANT SEAL


huge hexagrams and affirmatory asteroids

Jupiter, the largest planet, was king of the ancient gods, Zeus to the Greeks. A delightful feature of its orbit is its pair of asteroid clusters. *The Trojans* are two groups of asteroids which move round Jupiter's orbit, 60° ahead of it and 60° behind (*opposite*). This partnership perpetually moves round the Sun as though held in place by the spokes of a wheel. The positions of the Trojan clusters are known as the *Laplace Points*, with Sun, Jupiter, and Trojans forming gravitationally balanced equilateral triangles.

Just for the fun of it, if we now join the spokes as shown opposite then three hexagrams can be seen to produce Earth's mean orbit from Jupiter's [99.8%]—a very easy trick to remember. Earth and Jupiter's orbits are thus lurking in every crystal. Another name for a six-pointed star made of two triangles is a *Star of David* or *Seal of Solomon*.

Exactly the same Earth-Jupiter proportion may be created by spherically nesting three cubes, or three octahedra, or any threefold combination of them (*e.g., below*). If the outer sphere is Jupiter's mean orbit then the inner one is the sphere of Earth's mean orbit. By Jove!





THE GOLDEN CLOCK

Jupiter and Saturn seen from Earth

Jupiter and Saturn are the two largest planets of the solar system and ruled the outer two spheres of the ancient system. In ancient mythology, Saturn was Chronos, the Lord of Time.

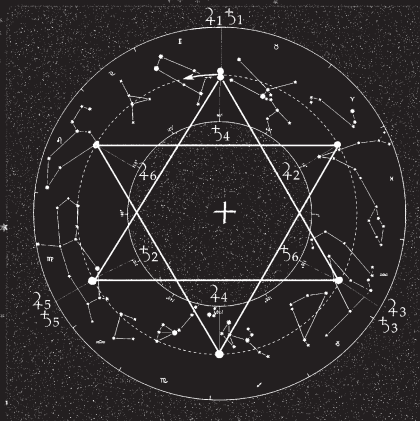
The top two diagrams opposite show the close 5:2 ratio of their periods. Top left we see their dance; the beautiful threefold harmonic is immediately apparent, spinning slowly because of the slight miss in the harmony. From Earth, this pattern is seen as an important sequence of conjunctions and oppositions of Jupiter and Saturn, who kiss every 20 years. Top right we see the hexagram created by these positions—with conjunctions marked on the outside of the zodiac and oppositions marked inside. The planets move anticlockwise around the dashed circle of the ecliptic, starting at twelve o'clock, Jupiter moving faster than Saturn.

The lower diagram shows the relative speeds of orbit of Earth, Jupiter and Saturn. We start with the three planets in a synodic line at twelve o'clock. Earth orbits much faster than the outer planets and makes a complete circuit of the Sun (365.242 days) and then a bit more before lining up with slowcoach Saturn again for a synod after 378.1 days. Three weeks later it lines up again with Jupiter (after 398.9 days). Richard Heath recently discovered that the Golden Section is defined here in time and space to a *stunning* 99.99% accuracy! The two giants of our solar system thus focus the Golden Section on us, in space and time, reinforcing the geometry of life on Earth.

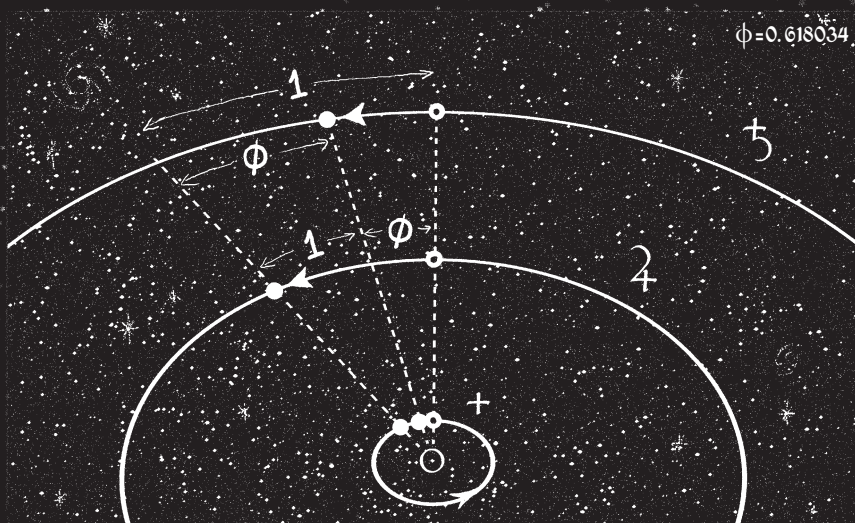
Less importantly, Saturn takes the same number of years to go round the Sun as there are days between full Moons [99.8%].



JUPITER & SATURN'S DANCE



CONJUNCTIONS & OPPOSITIONS



JUPITER & SATURN'S SYNODS DEFINE THE GOLDEN SECTION

OCTAVES OUT THERE

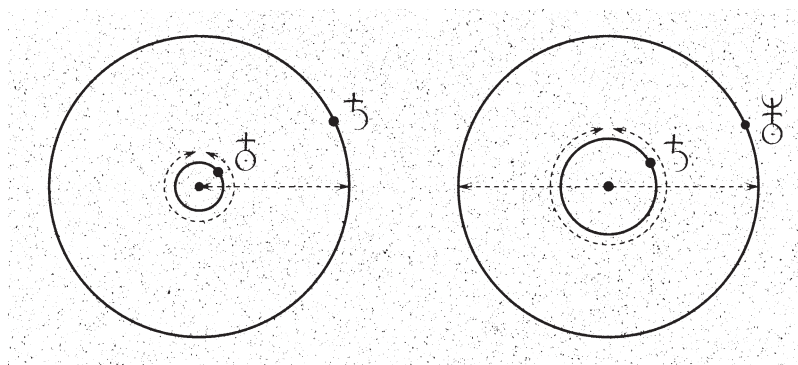
threes and eights again


If you ever want to incorporate Jupiter, Saturn and Uranus' orbits into a window or floor design the diagram opposite might help. An equilateral triangle and an octagram proportion the outer, mean and inner orbits of the three largest planets. Tiny inaccuracies are visible but the fit is excellent overall, memorable, and adequate for many practical purposes. It is a spiky inversion of the touching circles solution for the first three planets (*see page 325, lower right*).

One way of depicting the musical octave (a halving or doubling of frequency or wavelength) is by an equilateral triangle, as the inscribed circle has a diameter half that of the containing circle.

Another rule of thumb is to remember that if Jupiter's orbit is 6, then Saturn's is 11 [99.9%], twice the Moon:Earth size ratio (*page 326*).

Saturn's orbit also happens to invoke π or 'pi'—twice (*below*): Its radius is the circumference of Mars' orbit [99.9%] and its circumference is the diameter of Neptune's orbit [99.9%].



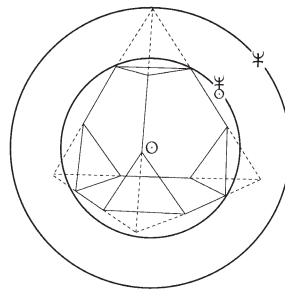
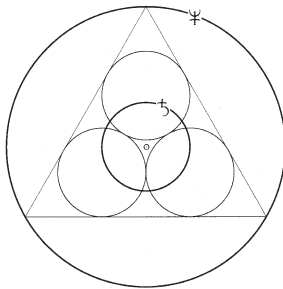


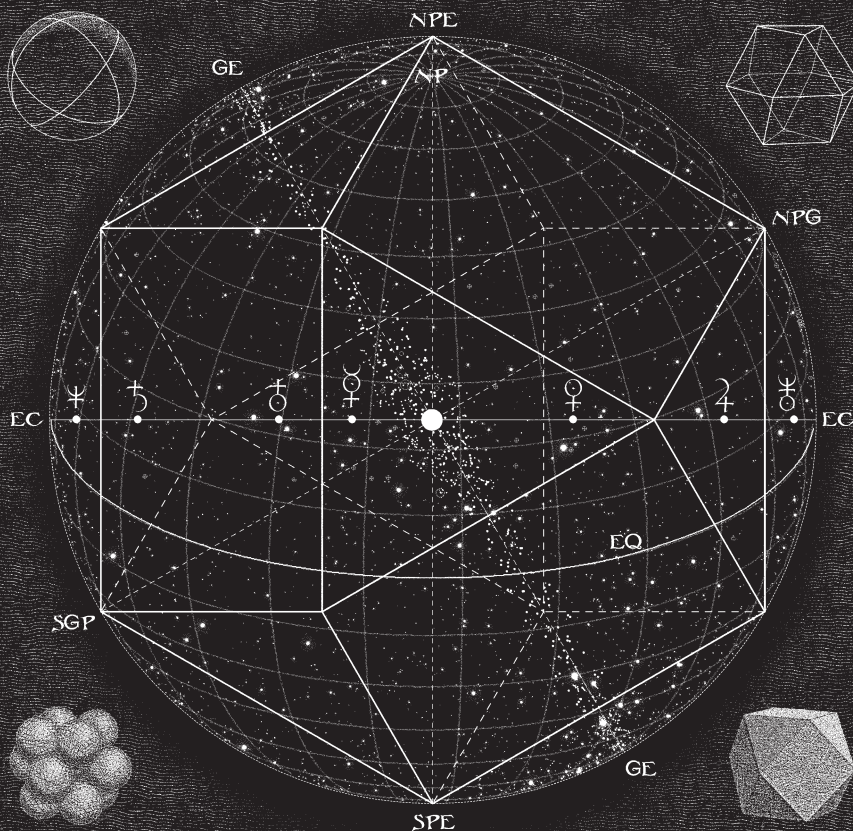
GALACTIC GEOMETRY

to the stars and beyond

Moving further out into the solar system triangular geometries prevail (*two shown below* [99.9%]). Uranus and Neptune, like Saturn, both have mysterious ring systems with clear spaces at Kirkwood distances where particles orbit at periods harmonic with one or more moons. Uranus' bright outer ring has a diameter twice that of Uranus itself [99.9%], echoing the orbits of Uranus and Saturn, and Neptune's innermost ring is two-thirds the size of its outermost [99.9%]. These proportions beautifully invoke the local timing, as Neptune's orbital period is twice that of Uranus, while Pluto's is thrice Uranus', an outer reflection of the inner harmonic 1:2:3 we saw with Mercury.

One of the most obvious symmetries of modern cosmology occurs in that the Milky Way, i.e. the plane of our own galaxy, is tilted at almost exactly 60° to the ecliptic or plane of our solar system (*shown horizontal opposite*) [99.7%]. What is more, every year the Sun crosses the galaxy through the galactic center, and being alive in these times means this happens on midwinter's day. Like many of the images in in these pages you may need to study this for a moment to get it!





NPE - NORTH POLE OF THE ECLIPTIC
 GE - GALACTIC EQUATOR
 NP - NORTH POLE OF THE EARTH
 NPG - NORTH POLE OF OUR GALAXY
 EC - ECLIPTIC, PATH OF SUN
 EQ - EARTH'S EQUATOR
 SGP - SOUTH POLE OF OUR GALAXY
 SPE - SOUTH POLE OF THE ECLIPTIC

IT IS WINTER SOLSTICE AND THE
 NORTH POLE OF THE EARTH IS
 TILTED AWAY FROM THE SUN
 WHICH IS RIGHT IN FRONT OF THE
 CENTER OF OUR GALAXY. THE
 POLES OF THE ECLIPTIC AND THE
 GALAXY DEFINE FOUR POINTS OF
 A HEXAGON IN SPACE AROUND US.

ICE HALOS

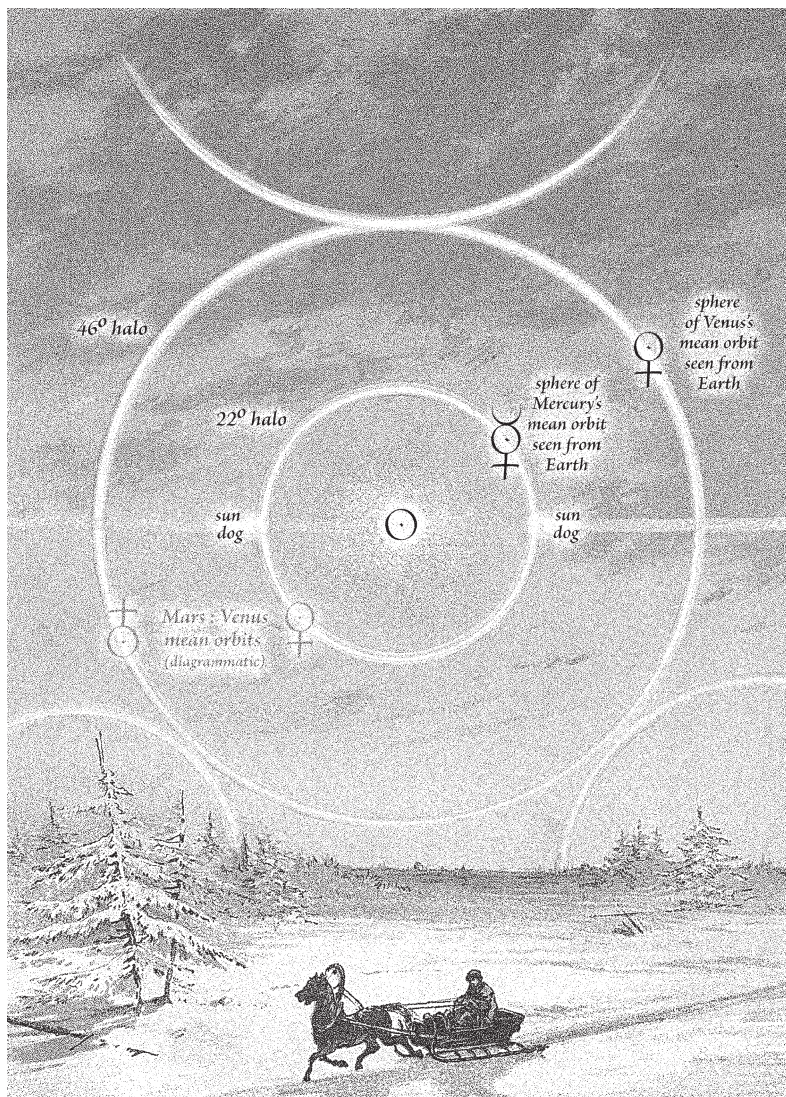
rainbows where planets lie

On certain still afternoons, if you are lucky, you will see a pair of rainbow spots left and right of the Sun. Known as ‘Sun dogs’, these are the first elements to appear of an ice halo—a thin rainbow circle around the Sun. Caused by light passing through ice crystals high in the atmosphere, Sun dogs appear 22.5° left and right of the Sun, just outside the bright 22° halo. Sometimes, a second larger halo appears 46° from the Sun, with a distinctive arc on top, the whole arrangement looking strangely similar to the ancient glyph for Mercury.

Amazingly, these two ice halos match the mean orbits of the inner two planets Mercury and Venus as seen from the surface of the Earth. This means that when you look at a double ice halo, you really are seeing the spheres of the mean orbits of Mercury and Venus, hanging in the sky. And what is more, the same two ice halos *also* function as a diagram of the relative orbits of Venus and Mars.

This is extraordinary. Every circle fits. Sunlight and ice dust paint orbits as rainbows while the Sun and Moon appear the same size in the sky. Our closest neighbour dances 5-fold around us in 8 years or 13 of her years, while below on Earth plants also dance 5, 8 and 13. These coincidences are focused on us, here, and now, a planet of conscious observers. Perhaps consciousness has played some part in creating this. Could the act of observation lense reality in some way? Do beautiful improbable coincidences surround other planets of observers?

Plato writes that things are more perfectly organised than we can ever imagine. How *do* you balance a Sun and a Moon? Could we in fact be living in a conscious quantum holographic universe?



Above: The two circles we most commonly see around the Sun depict the mean orbits of the only two planets between us and the Sun, a multiple coincidence which only works for observers on Earth. Adapted engraving from Flammarion, 1885.

THE STARRY SIGNATURE

circumstantial evidence for life on earth

Despite all the scientific discoveries over recent centuries we are today possibly as far from understanding what we are doing here as the ancients were from being able to build a pocket calculator. The ancients, however, pondered consciousness deeply, and held that the soul was particularly nourished by the applied arts of geometry and music. Through these arts they carefully investigated the relationship between ‘the One’ and ‘the Few’, for in music there are only so many notes in tune, and in geometry only so many shapes that fit.

This book has shown simple and beautiful examples of harmony and geometry in the solar system. The Golden Section, long associated with life, and conspicuously absent from modern equations, plays lovingly around Earth. Does this in some way have something to do with ‘why we are here’, and if so could these techniques be used to locate intelligent life in other solar systems?

I hope you have enjoyed reading *Quadrivium*, and that the cosmos has been beautified or transmuted in some way as a result of what you have learned. If you ever need reminding that there may be a little more magic to the universe than modern cosmology can yet offer, then just remember the kiss of Venus and the words of John Donne:

*Man hath weav'd out a net, and this net throwne
upon the Heavens, and now they are his owne.
Loth to goe up the Hill, or labour thus
to goe to Heaven, we make Heaven come to us.*



APPENDICES & INDEX

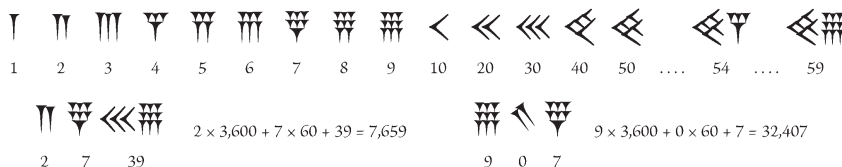
EARLY NUMBER SYSTEMS

The ancient systems below all use small sets of characters to represent a limited range of numbers. Those from the ancient Mediterranean repeat marks like a tally stick to make some numbers while the Chinese system combines the characters for one to nine with characters meaning 10, 100, 1,000 and 10,000. In all these systems a number such as 57 would be written as the character (or characters) for 50 followed by the character for 7 with no place value.

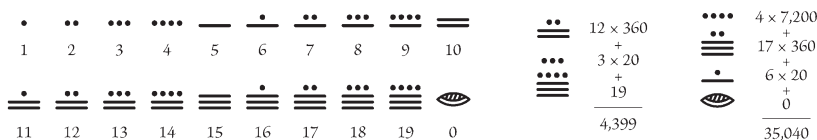
	Egyptian Hieroglyphs	Egyptian Cursive	Cretan 'Linear B'	Greek Attic (Athens)	Sheba (South Arabia)	Early Roman	Medieval Roman	Archaic Chinese	Chinese Seal Script	Classical Chinese
1										
2										
3										
4										
5										
6										
7										
8										
9										
10										
20										
30										
40										
50										
60										
70										
80										
90										
100										
500										
1,000										
5,000										
10,000										

PLACE VALUE NUMBER SYSTEMS

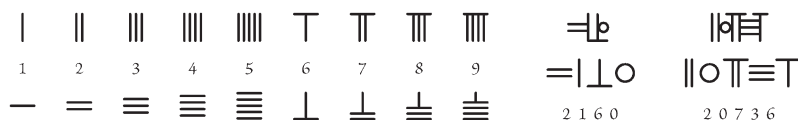
Systems of numerals that use position or 'place value' to signify the magnitude of a given digit are few and far between. The earliest such system is Sumerian cuneiform. Stylus impressions in clay are repeated to make glyphs for 1 to 59, with place value denoting larger numbers. Later the Babylonians introduced an 'empty place' marker effectively making the first zero.



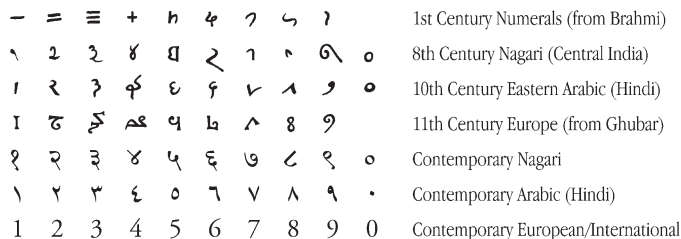
The Maya independently discovered place value and the use of zero. Their base 20 system is usually written vertically. Digits in the 3rd place are not 20 but 18 times those in the second, probably because of the calendrical use of 360.



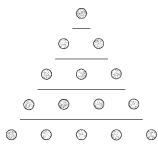
Far Eastern rod numerals alternate two versions of nine glyphs. The small Indian zero was adopted in the 18th century.



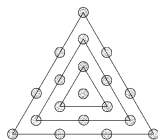
Our own number system originates in Indian Brahmi numerals. From the 6th century onwards variations of the first 9 Brahmi digits were used with a small circular zero in a place value system. This system was passed to Europe by the Arabs.



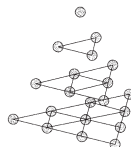
PYTHAGOREAN NUMBERS



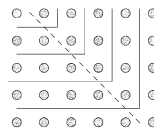
Triangular Numbers
sum of numbers
 $1 + 2 + 3 + 4 \dots$
 $1, 3, 6, 10, 15 \dots$



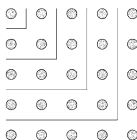
Centered Triangular Numbs
triangles increase by 3
 $1 + 3 + 6 + 9 \dots$
 $1, 4, 10, 19 \dots$



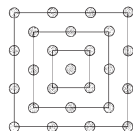
Tetrahedral Numbers
sum of triangular numbs.
 $1 + 3 + 6 + 10 \dots$
 $1, 4, 10, 20 \dots$



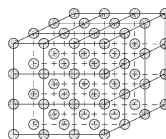
Rectangular Numbers
twice triangular numbs.
 $2 + 4 + 6 + 8 \dots$
 $2, 6, 12, 20 \dots$



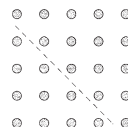
Square Numbers
sum of odd numbers
 $1 + 3 + 5 + 7 + 9 + \dots$
 $1, 4, 9, 16, 25 \dots$



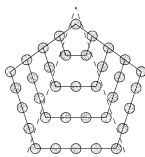
Centered Square Numbs
squares increase by 4
 $1 + 4 + 8 + 12 + \dots$
 $1, 5, 13, 25 \dots$



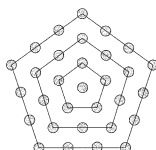
Cubic Numbers
 $1 \times 1 \times 1, 2 \times 2 \times 2,$
 $3 \times 3 \times 3, 4 \times 4 \times 4 \dots$
 $1, 8, 27, 64 \dots$



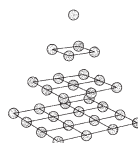
Square Numbers
as sum of two adjacent
triangular numbers.
here $10 + 15 = 25$



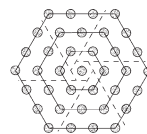
Pentagonal Numbers
split into threes
 $1 + 4 + 7 + 10 + 13 + \dots$
 $1, 5, 12, 22, 35, \dots$



Centerd Pentagonal Numbs
up five more
 $1 + 5 + 10 + 15 + \dots$
 $1, 6, 16, 31, 61 \dots$



Square Pyramidal Numbs
square by square
 $1 + 4 + 9 + 16 + \dots$
 $1, 5, 14, 30, 55 \dots$



Centered Hexagonal Numbs
center and six triangles
 $1 + 6 + 12 + 18 + \dots$
 $1, 7, 19, 37, 61 \dots$



The 3-4-5 Triangle
area 6, perimeter 12
enclosed circle diameter 2



The 5-12-13 Triangle
area 30, perimeter 30
enclosed circle diameter 4



The 8-15-17 Triangle
area 60, perimeter 40
enclosed circle diameter 6



The 7-24-25 Triangle
area 84, perimeter 56
enclosed circle diameter 6

EXAMPLES OF GEMATRIA

Ancient Greek and Christian gematria;

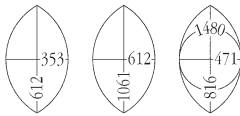
ΙΗΣΟΥΣ + ΧΡΙΣΤΟΣ = 2368
(Jesus) 888 (Christ) 1480

888 : 1480 : 2368 = 3 : 5 : 8

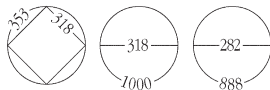
ΚΑΙ Ο ΑΡΙΘΜΟΣ ΑΥΤΟΥ ΧΞΣ = 2368
(And his number is 666)

ΤΟ ΑΓΙΟΝ ΠΝΕΥΜΑ + ΠΑΡΑ ΘΕΟΥ = 1746
(The Holy Spirit) 1080 (from God) 666

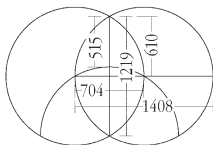
Η ΔΟΞΑ ΤΟΥ ΘΕΟΥ ΙΣΡΑΗΛ = 1746
(Glory of The God of Israel)



ΕΡΜΗΣ is to ΖΕΥΣ
(Hermes) 353 (Zeus) 612
as ΖΕΥΣ is to ΑΠΟΛΛΩΝ
(Zeus) 612 (Apollo) 1061
as ΚΑΡΠΟΣ is to ΖΩΗ
(Fruit) 471 (Life) 815



ΗΛΙΟΣ (Sun) = 318 ΒΙΟΣ (Life) = 282
1000 as magnified Unity



ΠΑΡΘΕΝΟΣ (Virgin) = 515
ΕΥΑΛΟΝ (Cross) = 610
Ο ΘΕΟΣ ΙΣΡΑΗΛ
(The God of Israel) = 703
ΙΧΘΟΣ (Fish) = 1219
ΣΩΤΗΡ (Saviour) = 1408

The Divine Name YHWH as Tetractys;

י = 10
ה י = 10 + 5 = 15
ו ה י = 10 + 5 + 6 = 21
ה ו ה י = 10 + 5 + 6 + 5 = 26
היה HaYaH (He Was) = 25
היה HoWeH (He is) = 16
יהיה YiHYeH (He shall be) = 30

Some Hebrew correspondences;

אהד = 13 = אהבה
EKHAD (One) AHAVAH (Love)
and their sum = 26 = YHWH
אדם היה יהוה = 26 =
ADAM – KHAWAH YHWH
יין = 70 = סוד
YAYIN (wine) SOD (secret)
or in vino veritas!

Hebrew letter names and their totals;

אלף 111 ALEPH	לםד 74 LAMED
בית 412 BET	מים 90 MEM
גמל 73 GIMMEL	נון 110 NUN
דלת 434 DALET	סמך 120 SAMEKH
הא 6 HE	עין 130 AYIN
זו 12 VOV	פה 85 PE
זין 67 ZAYIN	צדי 104 TSADE
חית 418 HET	קוף 104 QUF
טית 419 TET	ריש 510 RESH
יוד 20 YOD	שין 360 SHIN
כף 100 KOF	תו 406 TAV

*Every number contains the seed of the
next so the rules of gematria allow a
difference of 1 in comparisons.*

*Fractional parts in geometric measures
and ratios can be rounded either way.*

Talisman with magic sum of 66, the
abjad total for the Divine Name Allah;

الل	ك	ط	ه
الل	ك	ط	ه
الل	ك	ط	ه
الل	ك	ط	ه

21	26	19
20	22	24
25	18	23

Some names of God in abjad order;

الله 66	ALLAH
باقي 113	BAQI (Everlasting)
جامع 114	JAMI (Gatherer)
ديان 65	DAYAN (Judge)
هادي 20	HADI (Guide)
ولي 46	WALI (Friend)
زكي 37	ZAKI (Purifier)
حق 108	HAQ (Truth)
طاهر 215	TAHIR (Pure)
يسين 130	YASSIN (Chief)
كافي 111	KAFI (Sufficient)
لطيف 129	LATIF (Subtle)
ملك 90	MALIK (King)
نور 256	NUR (Light)
سميع 180	SAMI (All Hearing)
علي 110	'ALI (Most High)
فاتح 489	FATAH (Revealer)
صمد 134	SAMAD (Eternal)
قادر 305	QADIR (Powerful)
رب 202	RAB (Lord)
شفيع 460	SHAFI (Healer)
توب 408	TAWAB (Of Forgiving)
ثابت 903	THABIT (Stable)
خالق 731	KHALIQ (Creator)
ذاكر 921	DHAKIR (Rememberer)
ضار 1,001	DAR (Chastiser)
ظاهر 1,106	DHAHIR (Apparent)
غفور 1,285	GHAUFUR (Forgiving)

FURTHER MAGIC SQUARES

A magic square is *normal* if it uses whole numbers from 1 to the square of its order, and *simple* if its only property is rows, columns and main diagonals adding to the magic sum. The normal magic square of order-3 is unique apart from 8 possible reflections and rotations or *aspects* (4 below).

2	7	6
9	5	1
4	3	8

6	7	2
1	5	9
8	3	4

2	9	4
7	5	3
6	1	8

4	9	2
3	5	7
8	1	6

If the numbers in a magic square sum symmetrically about the center, for example $2 + 8, 7 + 3 \dots$ the square is *associated* (not simple), the number pairs are *complementary*.

There are 880 order-4 normal magic squares. To count magic squares mathematicians rotate/reflect them so the top-left cell is as small as possible with the cell to its right less than the cell below. Complementary numbers in normal order-4 squares form 12 *Dudeney patterns* (4 shown below).

2	11	14	7
13	8	1	12
3	10	15	6
16	5	4	9

1	4	15	14
13	16	3	2
8	5	10	11
12	9	6	7

group I

group II

4	14	5	11
15	1	10	8
9	7	16	2
6	12	3	13

1	10	8	15
16	7	9	2
11	4	14	5
6	13	3	12

group III

group IV

The 48 Group I squares are *pandiagonal*, the 6 broken diagonals formed by opposite sides wrapping round to meet each other also sum magically (below left and center).

Order-4 pandiagonal magic squares are also *most-perfect*,

1	14	11	5	4	14
15	1	8	10	15	1
6	12	13	3	6	12
9	7	2	16	9	7
4	14	11	5	4	14
15	1	8	10	15	1

1	14	11	5	4	14
15	1	8	10	15	1
6	12	13	3	6	12
9	7	2	16	9	7
4	14	11	5	4	14
15	1	8	10	15	1

1	14	11	5	4	14
15	1	8	10	15	1
6	12	13	3	6	12
9	7	2	16	9	7
4	14	11	5	4	14
15	1	8	10	15	1

any 2-by-2 square, including wrap arounds, adds to the magic sum (above right). Only normal pandiagonal squares of doubly-even order (4, 8, 12...) can be most-perfect.

1	15	24	8	17
23	7	16	5	14
20	4	13	22	6
12	21	10	19	3
9	18	2	11	25

There are 275,305,224 normal order-5 magic squares. Order-5 is the lowest order of magic squares that can be both pandiagonal and associated (*one shown here*). There are 36 essentially different pandiagonal order-5 magic squares, each produces 99 variations by permuting rows, columns and diagonals for a total of 3,600 pandiagonal order-5 squares. It is not known how many normal order-6 magic squares there are. Order-6 is the first oddly-even order, divisible by 2 but not by 4, the hardest squares to construct. It is impossible for a normal order-6 square to be pandiagonal or associated.

1	2	3	4	5	6	7	8
9	10	11	12	13	14	15	16
17	18	19	20	21	22	23	24
25	26	27	28	29	30	31	32
33	34	35	36	37	38	39	40
41	42	43	44	45	46	47	48
49	50	51	52	53	54	55	56
57	58	59	60	61	62	63	64

61	2	3	61	60	6	7	57
9	55	54	12	13	51	50	16
17	47	46	20	21	45	42	24
40	26	27	37	36	30	31	33
32	34	35	29	28	38	39	25
41	23	22	44	45	19	18	48
49	15	14	52	53	11	10	56
8	58	59	5	4	62	63	1

To construct a magic square of doubly-even order, place the numbers in sequence from top left as below. Using the pattern shown exchange every number on a marked diagonal with its complement and you have a magic square.

To make a magic square of any odd order place 1 in the top middle cell and place numbers in sequence up and to the right by one cell, wrapping top/bottom and right/left as necessary. When a previously filled cell is reached move down one cell instead. The central cell will contain the middle number of the sequence and the diagonals will add to the magic sum (*alternative fill pattern below right*).

30	39	48	1	10	19	28
38	47	7	9	18	27	29
46	6	8	17	26	35	37
5	14	16	25	34	36	45
13	15	24	33	42	44	4
21	23	32	41	43	5	12
22	31	40	1	10	19	28
38	47	7	9	18	27	29
46	6	8	17	26	35	37
5	14	16	25	34	36	45
13	15	24	33	42	44	4
21	23	32	41	43	5	12

13	23	40	1	18	35	45
21	31	48	9	26	36	4
22	39	7	17	34	44	12
30	47	8	25	42	3	20
38	6	16	33	43	11	28
46	14	24	41	2	19	29
5	15	32	49	10	27	37

SOME NUMBERS OF THINGS

1

One One (*Universal*):

2

Two Forces (*Taoist*): Receptive (*yin*), Active (*yang*).

Two Perspectives (*Universal*): Subject, Object.

Two Polarities (*Geography*): North, South.

Two Polarities (*Physics*): Positive, Negative.

Two Principles (*Metaphysics*): Essence, Substance.

Two Regents (*Alchemy*): Queen, King.

Two Sides Left, Right.

Two Tribal Types (*Anthropology*): Settler, Nomad.

Two Truths (*Logic*): Analytic (*a priori*), Synthetic (*a posteriori*).

Two Ways of Knowing (*Religion*): Esoteric, Exoteric.

3

The Great Triad (*Taoist*): Heaven, Man, Earth.

The Holy Trinity (*Christian*): Father, Son, Holy Ghost.

Three Alchemical Stages (*Alchemy*): Blackening (*nigredo*), Whitening (*albedo*), Reddening (*rubedo*).

Three Aspects of Knowledge (*Greek*): The Knower, Knowing, The Known.

Three Dialectic Phases: Thesis, Antithesis, Synthesis.

Three Dimensions (*Physical*): Medial, Lateral, Vertical.

Three Fates (*Greek*): Spinner (*Clotbo*), Measurer (*Lachesis*), Cutter (*Atropos*).

Three Furies (*Greek*): Avenging Murder (*Tisiphone*), Jealousy (*Megaera*), Unceasing Anger (*Alecto*).

Three Generation of Quarks (*Physics*): Up & Down, Charm & strange, Top & Bottom.

Three Graces (*Greek*): Splendour (*Aglaia*), Mirth (*Euphrosyne*), Good Cheer (*Thalia*).

Three Gunas (*Hindu*): Fire (red), Water (white), Earth (black).

Three Kingdoms (*Medieval*): Animal, Vegetable, Mineral.

Three Modes (*Astrology*): Cardinal, Fixed, Mutable.

Three Parts of the Atom (*20th C*): Proton, Neutron, Electron.

Three Parts of a Syllogism (*Aristotle*): Premise, Universal Principle, Conclusion.

Three Primary Colours (*Light*): Red, Green, Blue.

Three Principles (*Alchemy*): Sulphur, Mercury, Salt.

Three Qualities (*Christian*): Faith, Hope, Love.

Three Regular Tilings (*Geometry*): Triangles, Squares, Hexagons.

Three Revolutionary Virtues (*French*): Liberty, Equality, Fraternity.

Three Stages (*Hindu*): Creating (*Brahma*), Sustaining (*Vishnu*), Destroying (*Shiva*).

Three Stages of the Soul (*Jain*): External, Internal, Supreme.

4

Four Beautiful Harmonies (*Music*): Unison, Octave, Fifth, Fourth. All arise from ratios involving the first four numbers.

Four Castes (*Hindu*): Holy (*Brabmin*), Heroic (*Kshatriya*), Business (*Vaisya*), Servant (*Shudra*).

Four Causes (*Aristotle*): Formal, Material, Efficient, Final.

Four Directions (*Common*): North, South, East, West.

Four Elements (*Western*): Fire, Earth, Air, Water.

Four Forces (*Modern*): Electromagnetic, Strong Nuclear, Weak Nuclear, Gravitational.

Four Humours (*Western*): Sanguine, Choleric, Phlegmatic, Melancholic.

Four Levels of Psyche (*Jung*): Ego, Shadow, Anima/Animus, Self.

Four Modes of Psyche (*Jung*): Feeling, Thinking, Sensing, Intuiting.

Four Noble Truths (*Buddhism*): The Truth, Cause, Cessation and Path to cessation of suffering.

Four Seasons (*Western*): Spring, Summer, Autumn, Winter.

Four Types of Literature (*Western*): Romance, Tragedy, Irony, Comedy.

5

Five Animals (*Chinese*): Scaled, Winged, Naked, Furred, Shelled.

Five Directions and Colours (*Chinese*): East (green), South (red), Center (yellow), West (white), North (black).

Five Elements (*Chinese*): Fire, Earth, Metal, Water, Wood.

Five Elements (*Buddhist*): Void, Water, Earth, Fire, Air.

Five Notes (*Chinese*): Black keys on a piano.

Five Orders of Architecture (*Western*): Tuscan, Doric, Ionic, Corinthian, Composite.

Five Parts of the Personality (*Egyptian*): Name, Shade, Life force (*Ka*), Character (*Ba*), Spirit (*Akh* = *Ka* + *Ba*).

Five Platonic Solids (*Universal*): Tetrahedron, Octahedron, Cube, Icosahedron, Dodecahedron.

Five Poisons (*Buddhist*): Confusion, Pride, Envy, Hatred, Desire.

Five Precepts (*Buddhist*): Respect for Life, Respect for Property, Chastity, Sobriety, Speaking the Truth.

Five Senses (*Common*): Sight, Hearing, Touch, Smell, Taste.

Five Sounds (*Chinese*): Calling, Laughing, Singing, Lamenting, Moaning.

Five Smells (*Chinese*): Goatish, Burning, Fragrant, Rank, Rotten.

Five Tastes (*Chinese*): Sour, Bitter, Sweet, Spicy, Salty.

Five Virtues (*Buddhist*): Kindness, Goodness, Respect, Economy, Altruism.

Five Virtues (*Chinese*): Benevolence, Propriety, Good Faith, Righteousness, Knowledge.

6

Six Days of Creation (*Abrahamic*): Light, Firmament, Land & Vegetation, Heavenly Bodies, Fish & Birds, Animals & Man.

Six Directions (*Common*): Up, Down, Left, Right, Front, Back.

Six Kingdoms (*Modern*): Archaeobacteria & Bacteria (prokaryotes). Protista, Fungi, Plantae & Animalia (eukaryotes).

Six Perfections (*Buddhism*): Giving, Morality, Patience, Energy, Meditation, Wisdom.

Six Reactions (*Chemistry*): Synthesis & Decomposition, Combustion, Single & Double Displacement, Acid-Base.

Six Realms (*Hindu & Buddhist*): Gods, Hells, Human, Hungry Ghosts, Demons, Animals.

Six Regular Polytopes (*4-Dimensional Solids*): Simplex, Tesseract, 16-Cell, 24-Cell, 120 Cell, 600-cell.

7

Seven Border Geometries (*Universal*): There are seven possible kinds of border symmetry.

Seven Chakras (*Hindu*): Root (4 petals), Sacral (6), Solar Plexus (10), Heart (12), Throat (16), Brow (2), Crown (1000).

Seven Deadly Sins and their Seven Contrary Virtues (*Christian*). Humility against pride, Kindness against envy, Abstinence against gluttony, Chastity against lust, Patience against anger, Liberality against envy, Diligence against sloth.

Seven Endocrine Glands (*Medical*): Pineal, Pituitary, Thyroid, Thymus, Adrenal, Pancreas, Gonads.

Seven Heavenly Bodies and their Days (*Ancient*): Moon (Mon), Mercury (Wed), Venus (Fri), Sun (Sun), Mars (Tues), Jupiter (Thurs), Saturn (Sat).

Seven Levels of Self (*Anthroposophy*): Physical, Etheric, Astral, Ego, Manas, Buddhi, Atma.

Seven Liberal Arts (*Western*): Logic, Rhetoric, and Grammar (*Trivium*): Number, Music, Geometry, Cosmology (*Quadrivium*).

Seven Metals (*Ancient*): Silver, Mercury, Copper, Gold, Iron, Tin, Lead.

Seven Modes (*Greek*): Ionian, Dorian, Phrygian, Lydian, Mixolydian, Aeolian, Locrian: using just the white keys on a piano, these refer to the seven-note scale starting with C, D, E, F, G, A and B, respectively.

Seven Stages of the Soul (*Sufi*): Compulsion, Conscience, Inspiration, Tranquility, Submission, Servant, Perfected.

Seven Virtues (*Christian*): Faith, Hope, Charity, Fortitude, Justice, Prudence, Temperance.

8

Eight Semi-Regular Tilings (*Geometry*): In the plane.

Eight Immortals (*Taoist*): Youth, Old Age, Poverty, Wealth, The Populace, Nobility, The Masculine, The Feminine.

Eight Limbs of Yoga (*Vedic*): Morality (*Yama*), Observances (*Niyama*), Postures (*Asanas*), Breathing (*Pranayama*), Concentration (*Dharana*), Devotion (*Dhyana*), Union (*Samadhi*).

Eight Trigrams (*I-Ching*): *Chi'en* (Heaven, Creative), *Tui* (Attraction, achievement), *Li* (Awareness, beauty), *Chen* (Action, movement), *Sun* (Following, Penetration), *K'an* (Danger, Peril), *Ken* (Stop, Rest), *K'un* (Earth, Receptive).

Eightfold Path (*Buddhist*): Right View, Right Speech, Right Action, Right Livelihood, Right Effort, Right Mindfulness, Right Concentration.

9

Nine Muses (*Greek*): History (*Clio*), Astronomy (*Urania*), Tragedy (*Melpomene*), Comedy (*Thalia*), Dance (*Terpsichore*), Songs to the Gods (*Polyhymnia*), Epic Poetry (*Calliope*), Love Poetry (*Erato*), Lyric Poetry (*Euterpe*).

Nine Orders of Angels (*Western*): Angels, Archangels, Virtues, Powers, Principalities, Dominations, Throne, Cherubim, Seraphim.

Nine Personalities (*Middle-Eastern*): Perfectionist, Giver, Achiever, Tragic Romantic, Observer, Contradictor, Enthusiast, Leader, Mediator.

Nine Regular Polyhedra (*Universal*): The five Platonic Solids plus the four stellated polyhedra the great, the stellated, and the great stellated dodecahedra, and the great icosahedron.

Nine Semi-Regular Tilings (*Universal*): Although there are eight standard patterns, one of these has different left- and right-handed versions, making nine in all.

10

Ten Commandments (*Christianity*): Honour Mother, Father & Sabbath. No other gods, Graven images, Blaspheming, Killing, Adultery, Stealing, False witness, Coveting.

Ten Levels (*Buddhism*): Joyous, Stainless, Light-maker, Radiant, Resilient, Turning toward, Far-going, Unshakeable, Good Mind, Cloud of Dharma.

Ten Opposites (*Pythagoras*): Limited: Unlimited, Odd: Even, Singularity: Plurality, Right: Left, Male: Female, Resting: Moving, Straight: Curved, Light: Dark, Good: Bad, Square: Oblong

Ten Sephiroth (*Kabbalah*): *Kether*, *Chokmah*, *Binah*, *Chesed*, *Geburah*, *Tiphareth*, *Netzach*, *Hod*, *Yesod*, *Malkuth*.

SELECT GLOSSARY OF NUMBER

- 1 The 1st triangular, square, pentagonal, hexagonal, tetrahedral, octahedral, cubic, Fibonacci, Lucas num.
- 2 The 1st even (female) num. The planet Mercury's day is exactly two of its years. Uranus orbital radius is two of Saturns. Neptune's period is twice Uranus'.
- 3 The 1st Greek odd (masculine) num. $1 + 2$. There are three regular tilings of the plane. After three years the Moon closely repeats its phases in the calendar. In engineering triangulation creates stability.
- 4 The 2nd square num. $2^2 = 2 \times 2 = 2 + 2$. Num of vertices and faces of a tetrahedron. Every integer is the sum of at most 4 squares.
- 5 Sum of the 1st male and female nums. $1^2 + 2^2$. Five notes in the pentatonic scale. Five Platonic solids. The 5th Fibonacci num and the 2nd pentagonal num.
- 6 The 3rd triangular num as $6 = 1 + 2 + 3$. The factorial of 3, written $3! = 1 \times 2 \times 3$. Area and semi-perimeter of the 3-4-5 triangle. The first perfect num. (sum of its factors). Edges on a tetrahedron, faces on a cube, vertices of an octahedron. Six regular 4-D polytopes.
- 7 There are seven frieze symmetries. Seven notes in the traditional scale. Seven endocrine glands in humans. Sum of spots on opposite sides of a dice. Seven tetraminos (Tetris). 4th Lucas num.
- 8 The 2nd cube, $2^3 = 2 \times 2 \times 2 = 8$. Faces on an octahedron, vertices on a cube. The 6th Fibonacci num. Eight semi-regular tilings. Bits in a Byte.
- 9 The square of three. $3^2 = 3 \times 3 = 1^3 + 2^3$. There are nine regular polyhedra and nine semi-regular tilings of the plane if you include the chiral pair. In base 10, the digits of all multiples of 9 eventually sum to 9.
- 10 The 4th triangular and 3rd tetrahedral num. $= 1^2 + 3^2$.
- 11 11 dimensions unify the four forces of physics. The 5th Lucas num. Sunspot cycle in years.
- 12 12 notes complete the equal-tempered scale. The 3rd pentagonal num. 12 spheres touch a central one as the cuboctahedron. Num of vertices of an icosahedron, faces of a dodecahedron, edges of both cube and octahedron. Petals of the heart chakra.
- 13 The 7th Fibonacci num. There are 13 Archimedean polyhedra. Appears as the octave (13th note), and in the 5-12-13 triangle. Locusts swarm every 13 years.
- 14 The 3rd square pyramidal num $= 1^2 + 2^2 + 3^2$. Num of lines in a sonnet (octave, quartet, couplet).
- 15 Triangular num. Sum in lines of a 3×3 magic square. Balls in a snooker triangle.
- 16 2^4 and 4^2 . Perimeter and area of a 4×4 square. Petals of the throat chakra. Also $5^2 - 3^2$ which means 16 coins can be arranged as a square 5 by 5.
- 17 The number of 2-D symmetry groups. $1^4 + 2^4$. Syllables in Japanese Haiku ($5 + 7 + 5$). Tones in Arabic tuning.
- 18 The number of years in a Saros eclipse cycle before you get a eclipse of the same kind near the same place.
- 19 The number of years in the Metonic cycle. After 19 years full moons recur on the same calendar dates. The game of Go features a 19 by 19 grid.
- 20 The sum of the first 4 triangular numbers. Num of faces in an icosahedron, vertices in a dodecahedron. Days in a Mayan month. Amino acids in humans.
- 21 The 6th triangular and 8th Fibonacci num. 3×7 . Letters in the Italian alphabet.
- 22 Max. num. of pieces into which a cake can be cut with 6 slices. Channels in the Kabbalah. Letters in the Hebrew alphabet. Major Arcana in Tarot. Tones in Indian tuning.
- 23 Chromosome pairs make a human.
- 24 Spheres can touch one in 4-D. Letters in Greek alphabet. $4! = 1 \times 2 \times 3 \times 4$.
- 25 $5^2 = 3^2 + 4^2$. 25 raised to any power ends in 25.
- 26 The only number to sit between a square and a cube. Num of letters in Latin and English alphabets.
- 27 $3^3 = 3 \times 3 \times 3$. The number of nakshatras into which the ecliptic is divided in Hindu lunar cosmology.
- 28 The 2nd perfect num, sum of its factors. Triangular. Num of letters in Arabic and Spanish alphabets.
- 29 A Lucas num, the series goes 1, 3, 4, 7, 11, 18, 29 etc. Letters in Norwegian alphabet.
- 30 Edges on both dodecahedra and icosahedra. Area and perimeter of a Pythagorean 5-12-13 triangle. The Moon orbits the Earth at a distance of 30 Earth diameters.
- 31 Planes of existence in Buddhism. A Mersenne prime, of the form $2^n - 1$, where n is prime.
- 32 2^5 . The smallest 5th power besides 1. Num of crystal classes. Num of Earth diameters to reach the Moon.
- 33 $1! + 2! + 3! + 4!$. Num of vertebrae in the human spinal column, carrying 33 pairs of nerves. 12053

- sunrises in 33 years. Largest num which cannot be represented as sum of distinct triangular nums.
- 34 The sum in the lines of a 4×4 magic square.
- 35 Sum of Pythagorean harmonic sequence 12:9:8:6. Also the sum of the first five triangular numbers.
- 36 $1^3 + 2^3 + 3^3$. 8th triangular and 6th square number. First number which is square and triangular.
- 37 The heart of the 111, 222 ... 666, 777, 888 sequence. 37 moons in 3 years. Stages of the Buddhist bodhisattva.
- 38 38 can be written as the sum of two odd numbers in 10 different ways. Each pair contains a prime. Largest number with this property.
- 39 There are 39 hand patterns when a deck of card is divided between four people, as in bridge.
- 40 The number of fingers and toes of a man and woman together. 40 Spheres can touch one in 5 dimensions.
- 41 The expression $x^2 - x + 41$ produces a sequence of 40 consecutive primes, from 41 all the way to 1681.
- 42 The sum in the lines of a 3-D $3 \times 3 \times 3$ magic square.
- 45 Triangular, sum of 1 to 9. Sum of lines in Sudoku.
- 46 Total number of chromosomes in human cell nuclei, 23 from mum, 23 from dad.
- 50 Num of letters in sanscrit alphabet, petals of all chakras excluding crown.
- 52 Num of playing cards in a pack. Num of human teeth over lifetime (4×5) children's + (4×8) adult. The Mayan calendar round was 52 years, at which point the 260 day Tzolkin and the 365 day Haab reset.
- 55 Highest triangular & Fibonacci num (others 1, 3, 21). Also square pyramidal $1 + 4 + 9 + 16 + 25$.
- 56 Station stones at Stonehenge. Useful for eclipse prediction. 7×8 . The product of $1 + 2 + 4$ and $1 \times 2 \times 4$. Tetrahedral. Minor Arcana in Tarot.
- 58 There is one stellation of a pentagon or hexagon, two of a heptagon or octagon, three for an enneagon. There are no stellations of a tetrahedron or cube, one of an octahedron, three of a dodecahedron ... but there are 58 stellations of an icosahedron.
- 59 There are two full moons every 59 days. Prime.
- 60 $3 \times 4 \times 5$. Basis of Sumerian and Babylonian counting. Smallest number divisible by 1 through 6.
- 61 Codons specify amino acids in human mRNA.
- 64 Eight squared, four cubed and 2^6 . Num of hexagrams in the I-Ching, squares on a chess-board. 64 codons specify amino acids in human DNA.
- 65 The sum in the lines of a 5×5 magic square. The first number that is the sum of two squares in two ways as $65 = 1^2 + 8^2 = 4^2 + 7^2$.
- 71 The Hindu Indra lives for 71 eons.
- 72 Spheres can touch one in 6 dimensions. 360/5. 72 names of God in Kabbalah. 1 lifetime = 1 precessional 'Great Day' or 360th of a Great Year = 72 years. The Rule of 72: How long will it take for my money to double? If interest rate is 6%, then it will take $72/3 = 12$ years. You can also use 71 and 70.
- 73 73 Tzolkin = 52 Haab in the Mayan calendar. 73 is 365/5 and appears in ancient year-clocks.
- 76 Years between sightings of Halley's comet.
- 78 Complete Tarot, 22 major and 56 minor Arcana. Triangular, sum of 1 to 12. Number of presents in 12 *Days of Christmas*.
- 81 The square of nine. 3^4 . There are 81 stable elements.
- 89 Fibonacci number common in sunflowers.
- 91 A quarter of a year, 7×13 . Square pyramidal, sum of first 6 squares.
- 92 Elements can occur in nature; all others appear fleetingly under laboratory conditions.
- 97 There are 97 leap years every 400 years in the Gregorian calendar. Number of cards in the Minchiate Tarot. 78 cards (see 78) plus four virtues, four elements and 12 signs of zodiac.
- 99 Names of Allah. 99 full moons occur in 8 years.
- 100 10×10 in any base.
- 108 $1^1 \times 2^2 \times 3^3$. The Sun diameter is 109 times Earth's, and its distance from Earth is 107 Sun diams. Num of Hindu and Buddhist prayer beads.
- 111 The sum in the lines of a 6×6 magic square. Num of Moon diameters between Moon and Earth.
- 120 $1 \times 2 \times 3 \times 4 \times 5$. Triangular and tetrahedral.
- 121 The square of eleven.
- 125 The cube of five.
- 128 2^7 . The largest num not the sum of distinct squares.
- 144 The square of 12. Only square Fibonacci num.
- 153 The number of fishes in the net in St. John's Gospel, XX1.11. $= 1^3 + 3^3 + 5^3 = 1! + 2! + 3! + 4! + 5! =$ the square of the number of full moons in a year. Archimedes' approximation for $\sqrt{3}$ was 265/153
- 169 The square of thirteen.
- 175 The sum in the lines of a 7×7 magic square.
- 206 Bones in an adult human body.
- 216 Plato's nuptial number. The smallest cube that is the sum of three cubes, $6^3 = 3^3 + 4^3 + 5^3$. Twice 108.
- 219 There are 219 3-D symmetry groups.

220	Member of the smallest amicable pair with 284, the factors of each summing to the other.	1,728	The cube of 12. Cubic inches in a cubic foot.
235	The number of full moons in a 19-year Metonic cycle.	1,746	Canonical. The sum of 666 and 1080.
243	3^5 . Appears in the leimma, the Pythagorean half-tone 256:243 between the third and fourth notes.	2,160	720×3 . Canonical. Diameter of Moon in miles. Years in a precessional 'great month' or astrological age.
256	2^8 . In computers, the maximum value of a byte.	2,187	3^7 .
260	The Mayan Tzolkin, $20 \times 13 = 260$ days. Magic sum of 8×8 magic square.	2,392	$= 8 \times 13 \times 23$. The Maya discovered that $3^4 = 81$ full moons occur every 2392 days to astonishing accuracy.
284	Amicable with 220, summing with it to 504.	2,920	$= 584 \times 5 = 365 \times 8$. The number of days it takes Venus to draw its pentagonal pattern around Earth.
300	Babies are born with 300 bones.	3,168	$2^5 \times 3^2 \times 11$. Canonical num. Factors add to 6660.
343	The cube of 7.	3,600	The square of 60. Seconds in an hour or degree.
354	Days in 12 full moons. Lunar or Islamic year.	5,040	Radius of Earth in miles. $7! = 1 \times 2 \times 3 \times 4 \times 5 \times 6 \times 7 = 7 \times 8 \times 9 \times 10$. Combined radii of Earth and Moon.
360	$3 \times 4 \times 5 \times 6$. Degrees in a circle. Days in a Mayan Tun.	5,913	$1! + 2! + 3! + 4! + 5! + 6! + 7!$
361	The square of 19. A Chinese Go board is 19 by 19.	7,140	Largest triangular and tetrahedral num.
364	The number of pips on a pack of playing cards, counting J=11, Q=12, K=13. Also $= 4 \times 7 \times 13$.	7,200	Mayan Katun, or 20 Tuns of 360 days.
365	The Mayan Haab, consisted of 18 months of 20 days each, plus five days added on (Wayeb) to make 365.	7,920	Diameter of Earth in miles. $= 720 \times 11$.
369	Magic sum of 9×9 magic square.	8,128	The fourth perfect number, sum of its factors.
384	Root number for Pythagorean musical scale.	10,000	A myriad.
400	The Sun is 400 times larger than the Moon, and 400 times further away.	20,736	$12 \times 12 \times 12 \times 12$.
432	72×6 . 108×4 . Second note in Pythagorean scale, 9/8 up from 384.	25,770	Current value for precession (seems to be slowing, suggesting the Sun forms a binary system with Sirius).
486	Pythagorean major third, two tones up from 384.	25,920	12×2160 . Years in the ancient western count for the precessional cycle of astrological ages.
496	The third perfect num, sum of its factors.	26,000	Mayan precessional figure.
504	$7 \times 8 \times 9$.	31,680	Perimeter of a square drawn around earth, in miles.
512	2^9 . Fourth, 4:3 (or $9/8 \times 9/8 \times 256/243$) up from 384. The cube of 8.	40,320	$8! = 1 \times 2 \times 3 \times 4 \times 5 \times 6 \times 7 \times 8$.
540	There are 540 double doors to Valhalla. Half 1080.	45,045	The first triangular, pentagonal and hexagonal num.
576	Perfect fifth, 3:2 up from 384. 24^2 .	86,400	Number of seconds in a day.
584	Venus' synodic period in days. $= 8 \times 73$.	108,000	One season of a Kali Yuga.
648	Pythagorean sixth, 3:2 up from the second (432).	142,857	The repeating part of all divisions by seven.
666	Sum of numbers 1 to 36. Yang principle in gematria. The sum of the first six Roman numerals (I V X L C D).	144,000	Days in a Mayan Baktun of 20 Katuns.
720	$6! = 1 \times 2 \times 3 \times 4 \times 5 \times 6 = 8 \times 9 \times 10$. 2×360 .	248,832	12^5 .
729	Pythagorean seventh, 3:2 up from the third (486). The cube of 9. 3^6 or 27^2 . Appears in Plato's <i>Republic</i> .	362,880	$9!$, also $= 2! \times 3! \times 3! \times 7!$
780	Mars' synodic period, in days. $= 13 \times 60$.	365,242	Days in 1000 years. Feet in one equatorial degree.
873	$1! + 2! + 3! + 4! + 5! + 6!$.	432,000	The Hindu final and corrupt Kali Yuga period, in years.
880	Num of substantially different 4×4 magic squares.	864,000	The Hindu third phase of creation, the semi-corrupt dwapara yuga, in years.
1,000	The cube of 10 in any base.	1,296,000	The Hindu secondary Treta Yuga period, in years. $= 3 \times 432000$.
1,080	$2^3 \times 3^3 \times 5$. Canonical. Yin principle in gematria. Radius of Moon in miles.	1,728,000	The Hindu initiatory and highly spiritual Satya Yuga period, in years. $= 4 \times 432000$.
1,225	The second triangular and square num. 35^2 .	1,872,000	Years in the Mayan long count (ends Dec 2012).
1,331	The cube of 11.	3,628,800	$10!$, also $6! \times 7!$, or $3! \times 5! \times 7!$
1,461	There are 1461 days in 4 years.	4,320,000	The Hindu Mahayuga, a complete cycle of Yugas, a Buddhist Kalpa.
1,540	One of only five triangular AND tetrahedral nums.	39,916,800	$11!$, also 5040×7920 .

FURTHER NUMBERS

	Triangular	Square	Pentagonal	Centered Triangular	Centered Square	Centered Pentagonal	Rectangular	Tetrahedral	Octahedral	Cubic	Centered Cube	Square Pyramidal	Fibonacci	Lucas
1	1	1	1	1	1	1	1	1	1	1	1	1	1	1
2	3	4	5	4	5	5	2	4	6	8	9	5	1	3
3	6	9	12	10	13	13	6	10	19	27	35	14	2	4
4	10	16	22	19	25	25	12	20	44	64	91	30	3	7
5	15	25	35	31	41	41	20	35	85	125	189	55	5	11
6	21	36	51	46	61	61	30	56	146	216	341	91	8	18
7	28	49	70	64	85	85	42	84	231	343	559	140	13	29
8	36	64	92	85	113	113	56	120	344	512	855	204	21	47
9	45	81	117	109	145	145	72	165	489	729	1241	285	34	76
10	55	100	145	136	181	181	90	220	670	1000	1729	385	55	123
11	66	121	176	166	221	221	110	286	891	1331	2331	506	89	199
12	78	144	210	199	265	265	132	364	1156	1728	3059	650	144	322
13	91	169	247	235	313	313	156	455	1469	2197	3925	819	233	521
14	105	196	287	274	365	365	182	560	1834	2744	4941	1015	377	843
15	120	225	330	316	421	421	210	680	2255	3375	6119	1240	610	1364
16	136	256	376	361	481	481	240	816	2736	4096	7471	1496	987	2207
17	153	289	425	409	545	545	272	969	3281	4913	9009	1785	1597	3571
18	171	324	477	460	613	613	306	1140	3894	5832	10745	2109	2584	5778
19	190	361	532	514	685	685	342	1330	4579	6859	12691	2470	4181	9349
20	210	400	590	571	761	761	380	1540	5340	8000	14859	2870	6765	15127
21	231	441	651	631	841	841	420	1771	6181	9261	17261	3311	10946	24476
22	253	484	715	694	925	925	462	2024	7106	10648	19909	3795	17711	39603
23	276	529	782	760	1013	1013	506	2300	8119	12167	22815	4324	28657	64079
24	300	576	852	829	1105	1105	552	2600	9224	13824	25991	4900	46368	103682
25	325	625	925	901	1201	1201	600	2925	10425	15625	29449	5525	75025	167761
26	351	676	1001	976	1301	1301	650	3276	11726	17576	33201	6201	121393	271443
27	378	729	1080	1054	1405	1405	702	3654	13131	19683	37259	6930	196418	439204
28	406	784	1162	1135	1513	1513	756	4060	14644	21952	41635	7714	317811	710647
29	435	841	1247	1219	1625	1625	812	4495	16269	24389	46341	8555	514229	1149851
30	465	900	1335	1306	1741	1741	870	4960	18010	27000	51389	9455	832040	1860498
31	496	961	1426	1396	1861	1861	930	5456	19871	29791	56791	10416	1346269	3010349
32	528	1024	1520	1489	1985	1985	992	5984	21856	32768	62559	11440	2178309	4870847
33	561	1089	1617	1585	2113	2113	1056	6545	23969	35937	68705	12529	3524578	7881196
34	595	1156	1717	1684	2245	2245	1122	7140	26214	39304	75241	13685	5702887	12752043
35	630	1225	1820	1786	2381	2381	1190	7770	28595	42875	82179	14910	9227465	20633239
36	666	1296	1926	1891	2521	2521	1260	8436	31116	46656	89531	16206	14930352	33385282

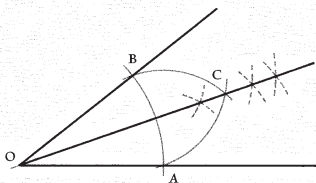
Primes

2 3 5 7 11 13 17 19 23 29 31 37 41 43 47 53 59 61 67 71 73 79 83 89 97 101 103 107 109 113 127 131 137 139 149 151 157 163 167 173
 179 181 191 193 197 199 211 223 227 229 233 239 241 251 257 263 269 271 277 281 283 293 307 311 313 317 331 337 347 349 353 359
 367 373 379 383 389 397 401 409 419 421 431 433 439 443 449 457 461 463 467 479 487 491 499 503 509 521 523 541 547 557 563 559
 571 577 587 593 599 601 607 613 617 619 631 641 643 647 653 659 661 673 677 683 691 701 709 719 727 733 739 743 751 757 761 769
 773 787 797 809 811 821 823 827 829 839 853 857 859 863 877 881 883 887 907 911 919 929 937 941 947 953 967 971 977 983 991 997

RULER & COMPASS CONSTRUCTIONS

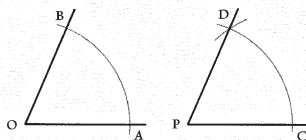
The small selection of constructions shown here, taken from *Ruler & Compass* by Andrew Sutton, are given to assist the keen student of Sacred Geometry. They use a simple code. *Line AB* means *draw the straight line that passes through A and B*. *Segment* is used in place of *line* for the section of a straight line defined by two endpoints. *Circle O-A* means *draw a circle centered at o and passing through A*.

Circle radius AB center o means *draw a circle of compass opening length AB centered at o*. Arc is used in place of *circle* for drawing only part of the circle. Sometimes, extra points are given to help improve accuracy when drawing, for example, *line ACB*, or *circle O-AB*. Newly found points are noted in brackets. Occasionally a line made possible by new points is assumed drawn, and merely noted.



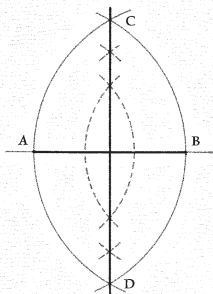
Bisecting an angle:

1. Arc center O (A, B); 2. Arcs A-B, B-A (C), alternatives shown dashed; 3. Line OC;
 $\angle AOC = \angle BOC = \frac{1}{2} \angle AOB$



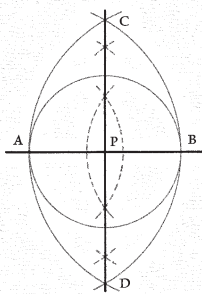
Copying an angle on a given line:

1. Arc center O (A, B); 2. Arc radius OA center P (C); 3. Arc radius AB center C (D);
4. Line PD; $\angle CPD = \angle AOB$



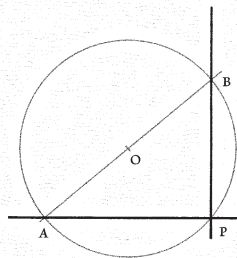
Perpendicular bisector on a given segment AB:

1. Arcs of equal radius centers A, B (C, D);
2. Line CD



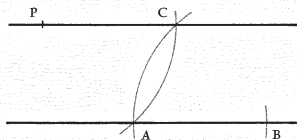
Perpendicular through a point P on a line:

1. Circle center P (A, B);
2. Arcs of equal radius centers A, B (C, D); 3. Line CPD



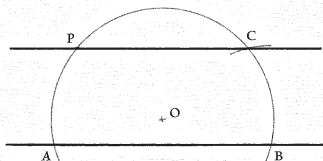
Perpendicular through a point P on a line:

1. For any point O not on the line, circle O-P (A); 2. Line AO (B);
Line PB is perpendicular to line AP



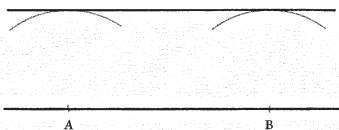
Parallel through a given point P:

1. Arc any suitable radius center P (A);
 2. Arc same radius center A (B);
 3. Arc same radius center B (C);
- Line PC is parallel to line AB



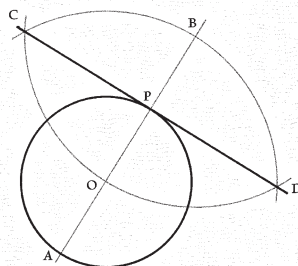
Parallel line through a given point P:

1. Arc O-P any suitable center O (A, B);
 2. Arc radius AP center B (C);
- Line PC is parallel to line AB



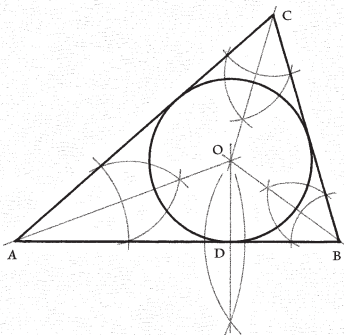
Parallel line at a given distance:

1. Arcs radius equal to given distance, centers any two points A, B on the line;
2. Line touching arcs as shown is parallel to AB



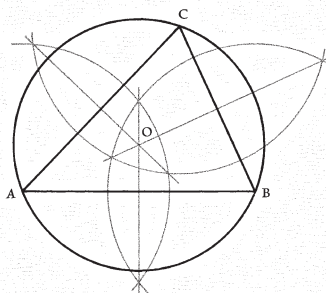
Tangent to a circle:

1. Line OP (A);
 2. Arc radius PA center O (B);
 3. Arc B-O (line CPD);
- Line CPD is tangent to circle at P



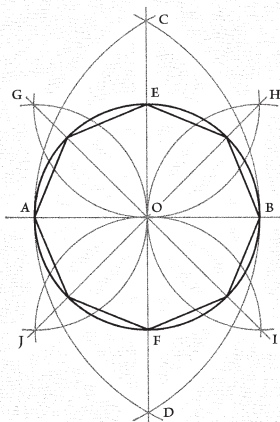
Incenter & incircle of a triangle:

1. Bisect $\angle CAB$, $\angle ABC$, $\angle BCA$ (O);
2. Perp. to BC through O (D);
3. Circle O-D



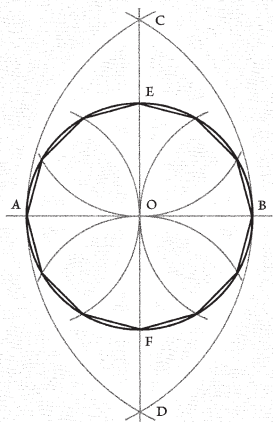
Circumcenter & circumcircle of a triangle:

1. Perp. bisectors on AB, BC, CA (O);
2. Circle O-ABC



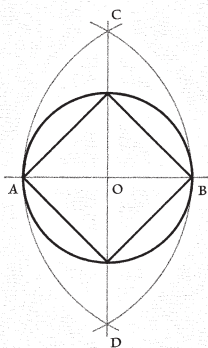
Regular octagon in a circle:

1. Line through center O (A, B); 2. Arcs A-B, B-A (line CEFD); 3. Arcs A-O, E-O, B-O, F-O (G, H, I, J); 4. Lines GI, HJ & complete



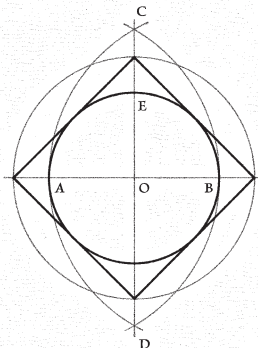
Regular dodecagon in a circle:

1. Line through center O (A, B); 2. Arcs A-B, B-A (line CEFD); 3. Arcs A-O, E-O, B-O, F-O & complete



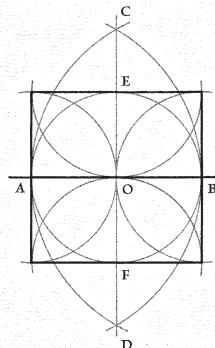
Square in a circle:

1. Line through center O (A, B); 2. Arcs A-B, B-A; 3. Line CD & complete



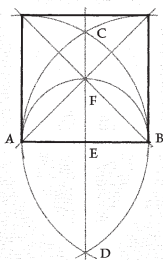
Square around a circle:

1. Line through center O (A, B); 2. Arcs A-B, B-A (line CED); 3. Circle radius AE center O & complete



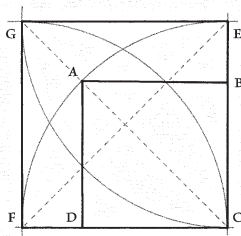
Square set orthogonally on a given line:

1. Circle center O on the line (A, B); 2. Arcs A-B, B-A (line CEFD); 3. Arcs A-O, B-O, E-O, F-O & complete



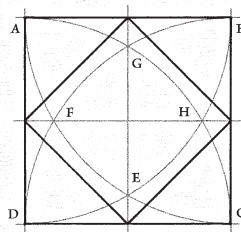
Square on a given side:

1. Arcs A-B, B-A (Line CED);
2. Arc E-AB (F);
3. Lines AF, BF & complete



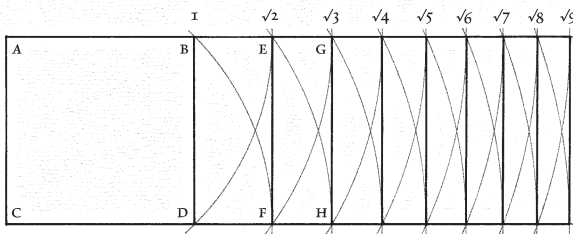
Doubling a square:

1. Extend CB, CD; 2. Arcs C-A (E, F);
 3. Arcs F-C, E-C (G) & complete;
- To halve square GECF include dotted lines



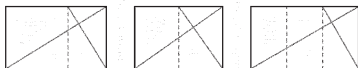
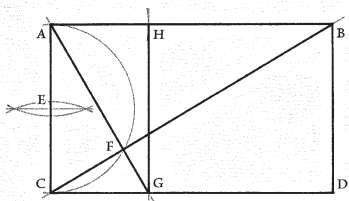
Halving a square:

1. Arcs A-BD, B-AC, C-BD,
- D-AC (E to H); 2. Lines
- EG, FH & complete



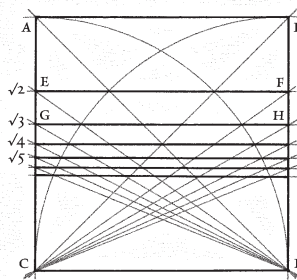
Root rectangles from a square:

1. Extend AB, CD; 2. Arcs A-D, B-C (E, F & $\sqrt{2}$ rectangle);
3. Arcs A-F, B-E (G, H & $\sqrt{3}$ rectangle) ... and so on



Diagonal & reciprocal of a rectangle:

1. Line BC; 2. Find midpoint of AC (E); 3.
- Semicircle E-AC (F); 4. Line AF (G); 5.
- Arc radius CG center A (line GH)



Root rectangles in a square:

1. Lines AD, BC; 2. Arcs C-AD, D-BC
- (line EF & $\sqrt{2}$ rectangle); 3. Lines ED, FC
- (line GH & $\sqrt{3}$ rectangle) ... and so on

FLAT-PACKED POLYHEDRA

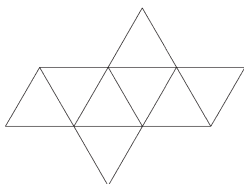
If a polyhedron is 'undone' along some of its edges and folded flat, the result is known as its net. The earliest known examples of polyhedra presented this way are found in Albrecht Dürer's *Painter's Manual*, from 1525. The nets below are scaled such that if refolded the resulting polyhedra would all have equal circumspheres.



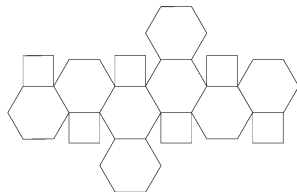
tetrahedron




truncated tetrahedron



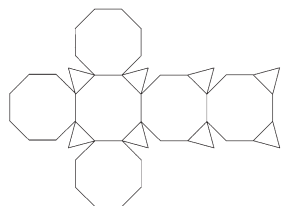
octahedron



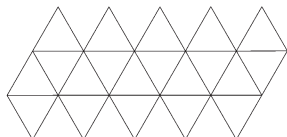
truncated octahedron



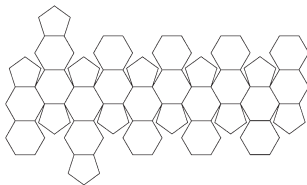
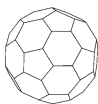
cube



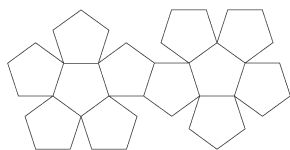
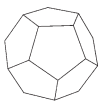
truncated cube



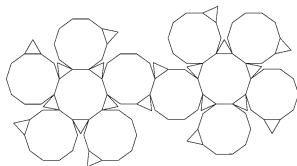
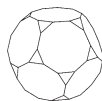
icosahedron



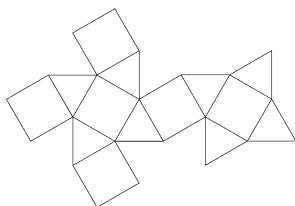
truncated icosahedron



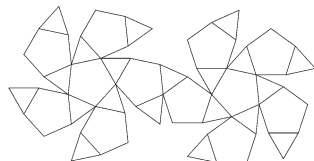
dodecahedron



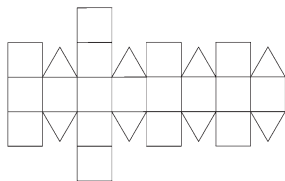
truncated dodecahedron



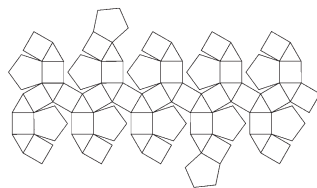
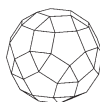
cuboctahedron



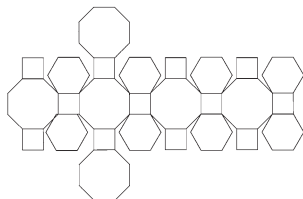
icosidodecahedron



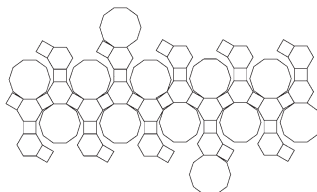
rhombicuboctahedron



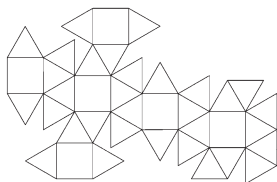
rhombicosidodecahedron



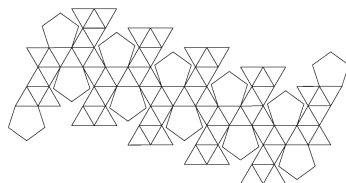
great rhombicuboctahedron



great rhombicosidodecahedron



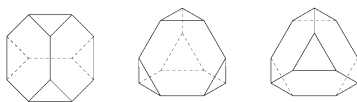
snub cube



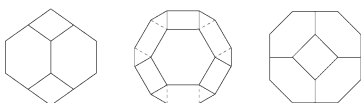
snub dodecahedron

ARCHIMEDEAN SYMMETRIES

The diagrams below show the rotation symmetries of the Archimedean Solids and the two Rhombic Archimedean Duals.



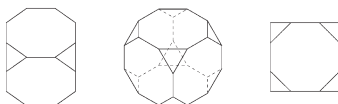
truncated tetrahedron



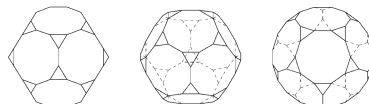
truncated octahedron



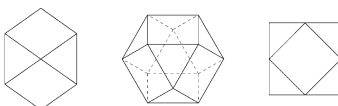
truncated icosahedron



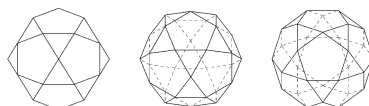
truncated cube



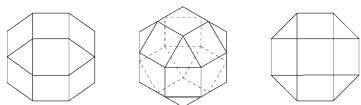
truncated dodecahedron



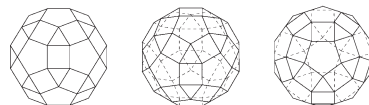
cuboctahedron



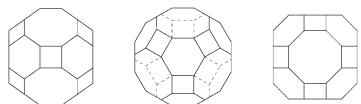
icosidodecahedron



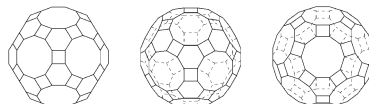
rhombicuboctahedron



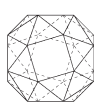
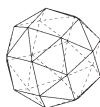
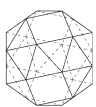
rhombicosidodecahedron



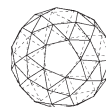
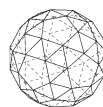
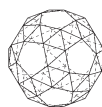
great rhombicuboctahedron



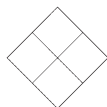
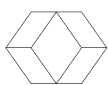
great rhombicosidodecahedron



snub cube



snub dodecahedron



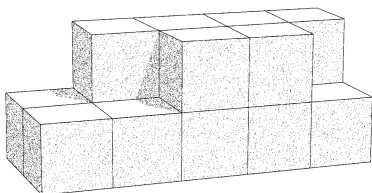
rhombic dodecahedron



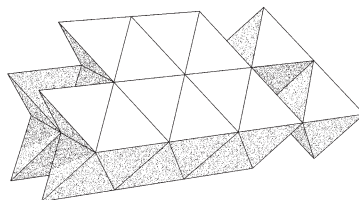
rhombic triacontahedron

THREE-DIMENSIONAL TESSELATIONS

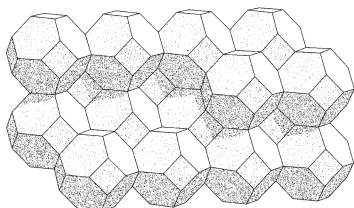
Of the Platonic Solids only the cube can fill space with copies of itself and leave no gaps. The only other purely 'Platonic' space filling combines tetrahedra and octahedra. One Archimedean Solid, the truncated octahedron, and one Archimedean Dual, the rhombic dodecahedron, are also space filling polyhedra.



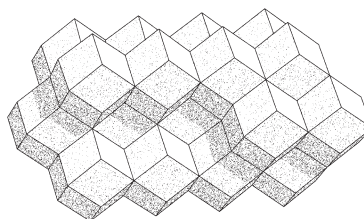
cubes



tetrahedra & octahedra

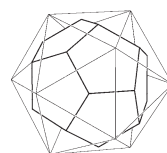
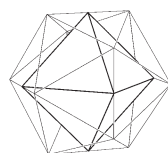
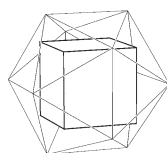
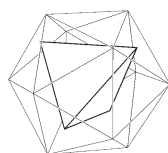
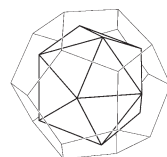
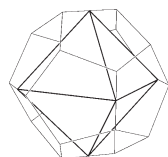
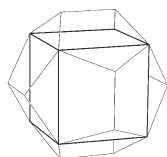
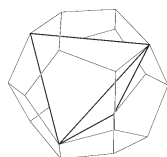
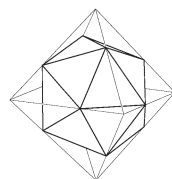
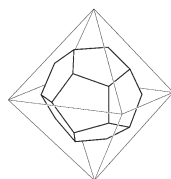
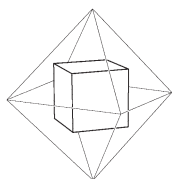
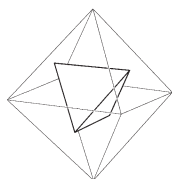
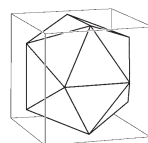
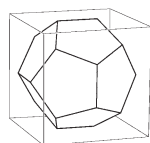
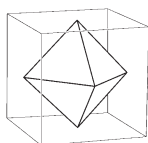
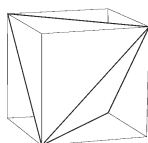
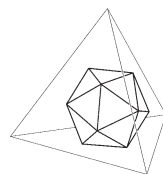
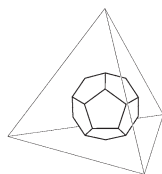
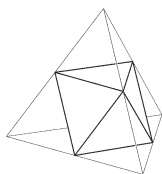
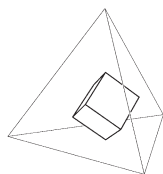


truncated octahedra



rhombic dodecahedra

EACH EMBRACING EVERY OTHER



POLYHEDRA DATA TABLE

	<i>Symmetry</i> *	<i>Vertices</i>	<i>Edges</i>	<i>Faces (total)</i>	<i>Faces (types)</i>
<i>Tetrahedron</i>	Tetr.	4	6	4	4 triangles
<i>Cube</i>	Oct.	8	12	6	6 squares
<i>Octahedron</i>	Oct.	6	12	8	8 triangles
<i>Dodecahedron</i>	Icos.	20	30	12	12 pentagons
<i>Icosahedron</i>	Icos.	12	30	20	20 triangles
<i>Stellated Dodecahedron</i>	Icos.	12	30	12	12 pentagrams
<i>Great Dodecahedron</i>	Icos.	12	30	12	12 pentagons
<i>Great Stellated Dodecahedron</i>	Icos.	20	30	12	12 pentagrams
<i>Great Icosahedron</i>	Icos.	12	30	20	20 triangles
<i>Cuboctahedron</i>	Oct.	12	24	14	8 triangles 6 squares
<i>Icosidodecahedron</i>	Icos.	30	60	32	20 triangles 12 pentagons
<i>Truncated Tetrahedron</i>	Tetr.	12	18	8	4 triangles 4 hexagons
<i>Truncated Cube</i>	Oct.	24	36	14	8 triangles 6 octagons
<i>Truncated Octahedron</i>	Oct.	24	36	14	6 squares 8 hexagons
<i>Truncated Dodecahedron</i>	Icos.	60	90	32	20 triangles 12 decagons
<i>Truncated Icosahedron</i>	Icos.	60	90	32	12 pentagons 20 hexagons
<i>Rhombicuboctahedron</i>	Oct.	24	48	26	8 triangles 18 squares
<i>Great Rhombicuboctahedron</i>	Oct.	48	72	26	12 squares 8 hexagons 6 octagons
<i>Rhombicosidodecahedron</i>	Icos.	60	120	62	20 triangles 30 squares 12 pentagons
<i>Great Rhombicosidodecahedron</i>	Icos.	120	180	62	30 squares 20 hexagons 12 decagons
<i>Snub Cube</i>	Oct.-**	24	60	38	32 triangles 6 squares
<i>Snub Dodecahedron</i>	Icos.-**	60	150	92	80 triangles 12 pentagons

* *Symmetries: Tetrahedral: 4 x 3-fold axes, 3 x 2-fold, 6 mirror planes. Octahedral: 3 x 4-fold axes, 4 x 3-fold, 6 x 2-fold, 9 mirror planes. Icosahedral: 6 x 5-fold axes, 10 x 3-fold, 15 x 2-fold, 15 mirror planes.*

** *The snub solids have no mirror planes.*

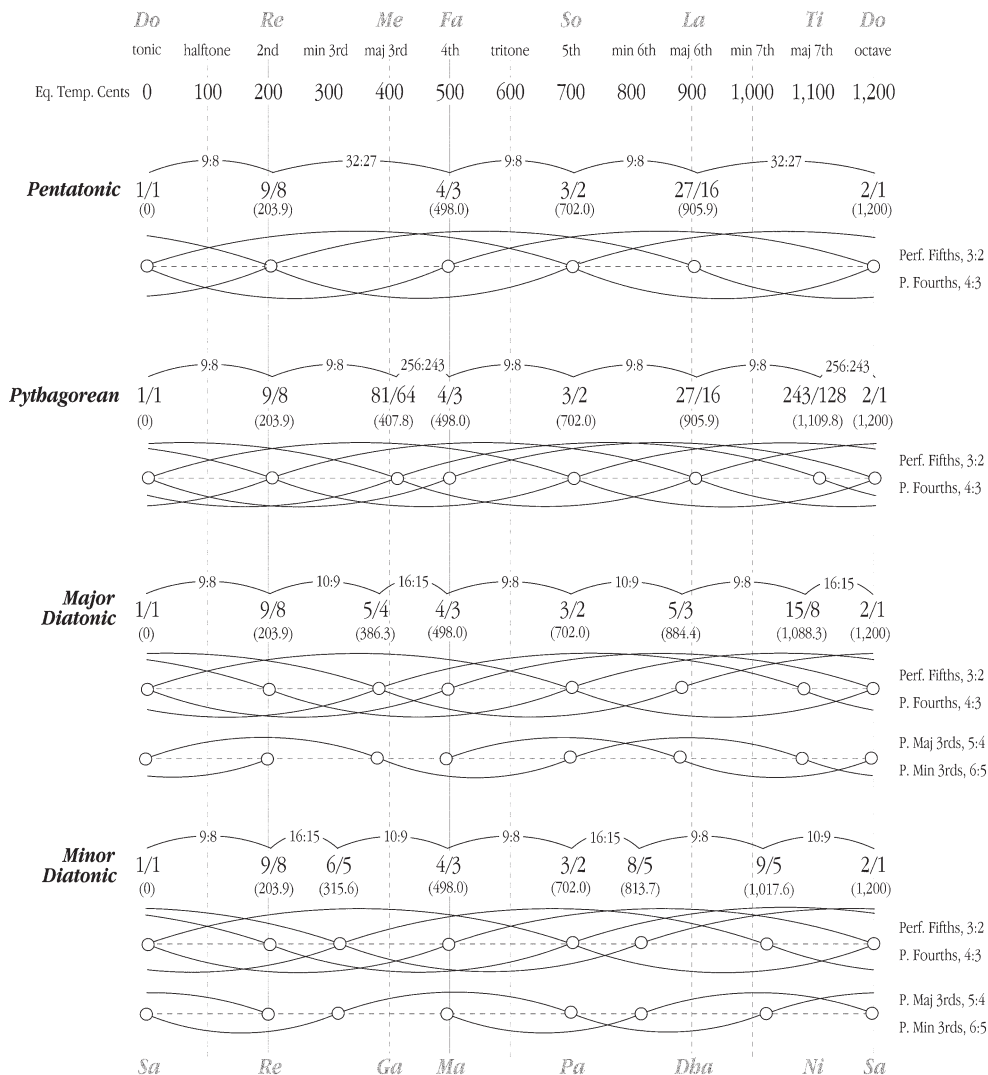
$\frac{\text{Inradius}^{***}}{\text{Circumradius}}$	$\frac{\text{Midradius}^{***}}{\text{Circumradius}}$	$\frac{\text{Edge Length}^{***}}{\text{Circumradius}}$	$\text{Dihedral Angles}^{****}$	$\text{Central Angle}^{****}$
0.3333333333	0.5773502692	1.6329931619	70°31'44"	109°28'16"
0.5773502692	0.8164965809	1.1547005384	90°00'00"	70°31'44"
0.5773502692	0.7071067812	1.4142135624	109°28'16"	90°00'00"
0.7946544723	0.9341723590	0.7136441795	116°33'54"	41°48'37"
0.7946544723	0.8506508084	1.0514622242	138°11'23"	63°26'06"
0.4472135955	0.5257311121	1.7013016167	116°33'54"	116°33'54"
0.4472135955	0.8506508084	1.0514622242	63°26'06"	63°26'06"
0.1875924741	0.3568220898	1.8683447179	63°26'06"	138°11'23"
0.1875924741	0.5257311121	1.7013016167	41°48'37"	116°33'54"
0.8164965809	0.8660254038	1.0000000000	125°15'52"	60°00'00"
0.7071067812				
0.9341723590	0.9510565163	0.6180339887	142°37'21"	36°00'00"
0.8506508084				
0.8703882798	0.9045340337	0.8528028654	70°31'44"	50°28'44"
0.5222329679			109°28'16"	
0.9458621650	0.9596829823	0.5621692754	90°00'00"	32°39'00"
0.6785983445			125°15'52"	
0.8944271910	0.9486832981	0.6324555320	109°28'16"	36°52'12"
0.7745966692			125°15'52"	
0.9809163757	0.9857219193	0.3367628118	116°33'54"	19°23'15"
0.8385051474			142°37'21"	
0.9392336205	0.9794320855	0.4035482123	138°11'23"	23°16'53"
0.9149583817			142°37'21"	
0.9108680249	0.9339488311	0.7148134887	135°00'00"	41°52'55"
0.8628562095			144°44'08"	
0.9523198087	0.9764509762	0.4314788105	125°15'52"	24°55'04"
0.9021230715			135°00'00"	
0.8259425910			144°44'08"	
0.9659953695	0.9746077624	0.4478379596	148°16'57"	25°52'43"
0.9485360199			159°05'41"	
0.9245941063				
0.9825566436	0.9913166895	0.2629921751	142°37'21"	15°06'44"
0.9647979663			148°16'57"	
0.9049441875			159°05'41"	
0.9029870683	0.9281913780	0.7442063312	142°59'00"	43°41'27"
0.8503402074			153°14'05"	
0.9634723304	0.9727328506	0.4638568806	152°55'48"	26°49'17"
0.9188614921			164°10'31"	

*** From the polyhedron's center, the inradius is measured to the various face-centers, the midradius to the edge midpoints, & the circumradius to vertices.

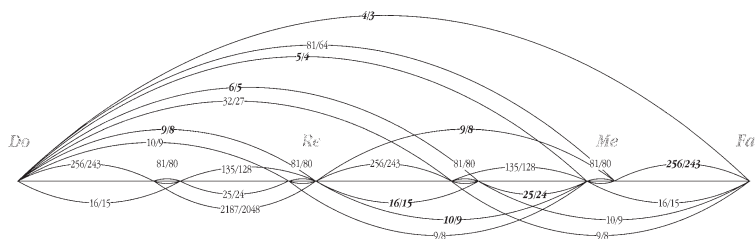
**** In Archimedean Solids the larger dihedral angles are found between smaller pairs of faces.

***** The central angle is the angle formed at the center of a polyhedron by joining the ends of an edge to that center.

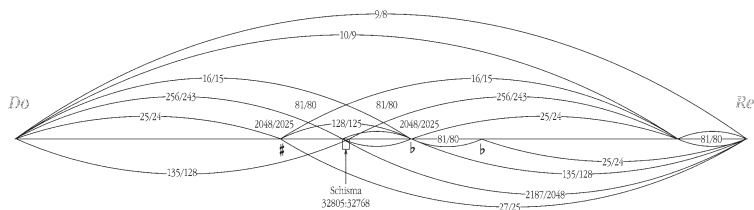
SOME FEATURED TUNINGS



SELECTED MUSICAL INTERVALS



Interval	Cents	Name			
1:1	0	Unison	6:5	315.6	Perfect Minor Third
32805:32768	2.0	Schisma	5:4	386.3	Perfect Major Third
2048:2025	19.6	Diaschisma	81:64	407.8	Pythag. Major Third
81:80	21.5	Syntonic Comma	4:3	498.0	Perfect Fourth
531441:524288	23.5	Pythagorean Comma	7:5	582.5	Septimal Tritone
128:125	41.1	Diesis	45:32	590.2	Diatonic Tritone
25:24	70.7	Minor Diatonic Halftone	729:512	611.7	Pythag. Tritone
256:243	90.2	Leimma, Pythag. Halfitone	3:2	702.0	Perfect Fifth
135:128	92.2	Major Chroma	128:81	792.2	Pythag. Minor Sixth
16:15	111.7	Major Diatonic Halfitone	8:5	813.7	Diatonic Minor Sixth
2187:2048	113.7	Apotome	5:3	884.4	Perfect Major Sixth
27:25	133.2	Large Leimma	27:16	905.9	Pythag. Major Sixth
10:9	182.4	Minor Tone	7:4	968.8	Harmonic Seventh
9:8	203.9	Major Tone	16:9	996.1	Pythag. Minor Seventh
8:7	231.2	Septimal Tone	9:5	1,017.6	Diatonic Minor Seventh
7:6	266.9	Septimal Minor Third	15:8	1,088.3	Diatonic Major Seventh
32:27	294.1	Pythag. Minor Third	243:128	1,109.8	Pythag. Major Seventh
			2:1	1,200	Octave



Like the off-center division of the octave into fifths and fourths, sharps are not flats, giving rise to five more notes, making seventeen in all (found in middle-eastern tunings). More completely, we may think of the seven notes of the scale as moving across twelve 'regions' of the octave, falling into the twenty-two positions of Indian tuning.

THE GREEK MODES



Modern Names	The Seven Modes of Antiquity										Ancient Greek Names
Ionian Major	$\overset{1}{\text{do}} \overset{1}{\text{re}} \overset{1/2}{\text{mi}} \overset{1}{\text{fa}} \overset{1}{\text{so}} \overset{1}{\text{la}} \overset{1/2}{\text{ti}} \text{do}$	c	d	e	f	g	a	b	c		Lydian
Dorian	$\text{re} \overset{1}{\text{mi}} \overset{1/2}{\text{fa}} \overset{1}{\text{so}} \overset{1}{\text{la}} \overset{1}{\text{ti}} \overset{1/2}{\text{do}} \text{re}$	d	e	f	g	a	b	c	d		Phrygian
Phrygian	$\overset{1/2}{\text{mi}} \overset{1}{\text{fa}} \overset{1}{\text{so}} \overset{1}{\text{la}} \overset{1/2}{\text{ti}} \overset{1}{\text{do}} \overset{1}{\text{re}} \text{mi}$	e	f	g	a	b	c	d	e		Dorian
Lydian	$\text{fa} \overset{1}{\text{so}} \overset{1}{\text{la}} \overset{1/2}{\text{ti}} \overset{1}{\text{do}} \overset{1}{\text{re}} \overset{1/2}{\text{mi}} \text{fa}$	f	g	a	b	c	d	e	f		Syntonolydian
Myxolydian	$\text{so} \overset{1}{\text{la}} \overset{1/2}{\text{ti}} \overset{1}{\text{do}} \overset{1}{\text{re}} \overset{1/2}{\text{mi}} \overset{1}{\text{fa}} \text{so}$	g	a	b	c	d	e	f	g		Ionian
Aeolian Natural Minor	$\text{la} \overset{1}{\text{ti}} \overset{1/2}{\text{do}} \overset{1}{\text{re}} \overset{1}{\text{mi}} \overset{1/2}{\text{fa}} \overset{1}{\text{so}} \text{la}$	a	b	c	d	e	f	g	a		Aeolian
Locrian	$\overset{1/2}{\text{ti}} \overset{1}{\text{do}} \overset{1}{\text{re}} \overset{1/2}{\text{mi}} \overset{1}{\text{fa}} \overset{1}{\text{so}} \overset{1}{\text{la}} \text{ti}$	b	c	d	e	f	g	a	b		Myxolydian

The white notes on a piano approximate the seven notes of the seven modes of antiquity. Each mode, or scale, has its own pattern of tones and halftones, with two surviving as our major and natural minor scales. In reality various sizes of quartertones, halftones and tones were used. In addition, medieval transcription errors have left us with modern names which don't fit the ancient ones. Other scales include modal pentatonics, the harmonic minor with its minor 3rd and 6th, 1 2 3^b 4 5 6^b 7 8, and many others.

HARMONIC CONSTANTS AND EQUATIONS

The ratios and intervals in this book concern frequencies, normally expressed as cycles per second, or Hertz. Classical tuning sets C at 256 Hz. Modern tuning is higher, fixing A at 440 Hz. The period T of a wave is the reciprocal of its frequency f : $T = 1/f$.

The speed of sound in dry air is roughly $331.4 + 0.6T_c$ m/s, where T_c is the temperature in degrees celsius. Its value at room temperature, 20°C, is 343.4 m/s.

Gravitational acceleration on earth, g , is 9.807 m/s².

Frequency of a
Pendulum.

$$\frac{1}{2\pi} \sqrt{\frac{\text{gravitational acceleration}}{\text{pendulum length}}}$$

Fundamental frequency
of a tensioned string.

$$\frac{1}{2 \times \text{string length}} \sqrt{\frac{\text{string tension}}{\text{string mass} \div \text{string length}}}$$

Resonant frequency
of a cavity with an opening.

$$\frac{\text{speed of sound}}{2\pi} \sqrt{\frac{\text{area of opening}}{\text{volume of cavity} \times \text{length of opening}}}$$

Fundamental frequency of
an open pipe or cylinder.

$$\frac{\text{speed of sound}}{2 \times \text{length of cylinder}}$$

The beat frequency between f_1 and f_2 is the difference between them, $f_b = f_2 - f_1$.

The ratio $a:b$ converts to cents (where $a > b$): $(\log(a) - \log(b)) \times (1200 \div \log 2)$.

To convert cents into degrees multiply by 0.3.

Clapping in front of a rise of steps produces a series of echoes with a perceived frequency equal to $v/2d$, where v is the speed of sound, and d is the depth of each step. Clapping in a small corridor width w produces a frequency v/w .

The *arithmetic* and *harmonic means* are central to Pythagorean number theory.

The arithmetic mean of two frequencies separated by an octave produces the fifth between them (3:2), the harmonic mean producing the fourth (4:3).

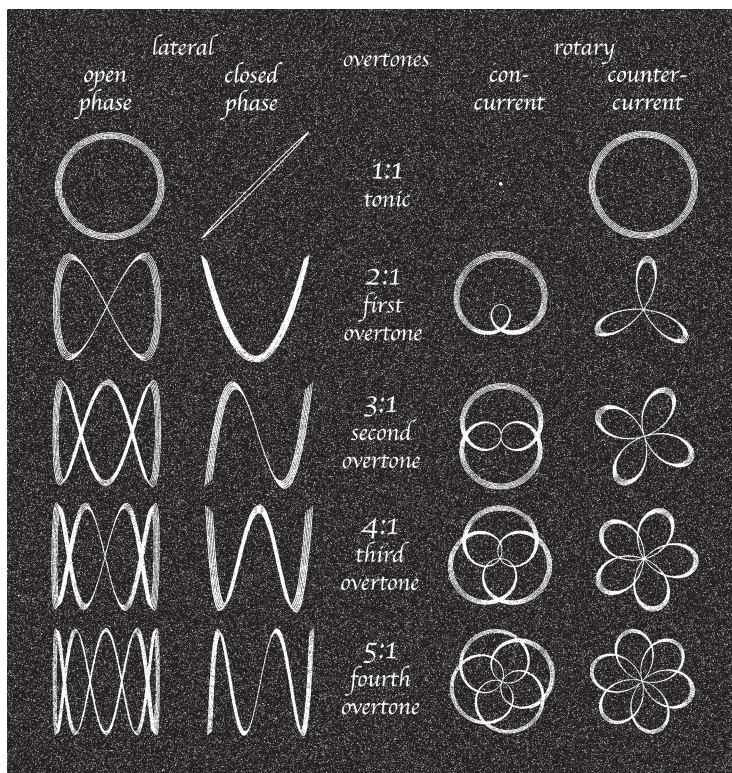
$$6 \quad : \quad 8 \quad :: \quad 9 \quad : \quad 12$$


$$A \quad : \quad \frac{2AB}{A+B} \quad :: \quad \frac{A+B}{2} \quad : \quad B$$

$$A \quad : \quad \text{Harmonic Mean} \quad :: \quad \text{Arithmetic Mean} \quad : \quad B$$

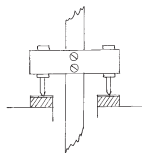
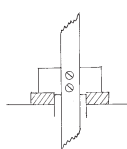
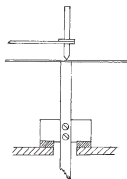
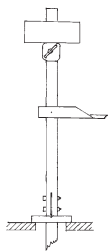
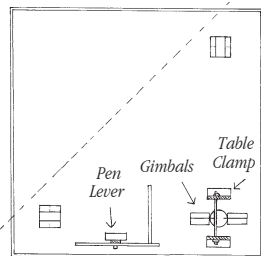
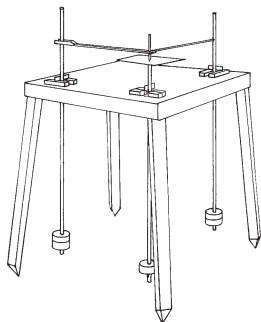
TABLES OF HARMONOGRAPH PATTERNS

Overtone and simple ratio harmonics are shown below and opposite, arranged in order of increasing dissonance down the page. Open phase drawings display their ratio as the number of loops counted across and down. To find the ratio of a rotary drawing, draw both forms, concurrent (both circles in the same direction) and contrary (in opposite directions). Count the loops in each, add the two numbers together and divide the total by two. This gives the larger ratio number. Subtract this from the contrary total to give the lower ratio number. Rotary figures for the ratio $a:b$ will have $b-a$ loops when both circles are concurrent, and $a+b$ loops when they are contrary. The designs shown here were all made with equal amplitudes.





BUILDING A HARMONOGRAPH



ANYONE seriously interested in making a harmonograph should consider going straight for the three-pendulum model.

The table must be highly rigid and firm on the floor, otherwise the movements of the weights will be distorted. I suggest it should be about 90 cm above the floor, 60×30 cm for two pendulums, 60×60 cm for three, and some 2 cm thick with an apron all round, about 8 cm deep.

Legs should be about 6 cm square, splayed outwards and pointed at the bottom. One way of achieving the splay is to fix wood or metal brackets in the corners under the table each side of the diagonals and bolt the legs between them. After adjusting the legs to give the correct splay they can then be fixed in position with screws through the apron.

To save space, slice off the table as along the dotted line. Three legs are not quite so stable, but work fairly well.

The platform carrying the paper should be light and rigid, fixed to the pendulum with a countersunk screw. A size of 22×16 cm will conveniently take half an A4 sheet secured by a rubber band or small clip.

All sizes suggested are maxima, but a scaled down version will still work if it is carefully made.

If you are tempted to make a harmonograph, start with the weights, for the instrument will only be satisfactory if these are really heavy and yet easy to adjust. It is a good idea to make about ten of, say, two kilos each, so the loadings can be varied. They should be about 8 cm in diameter, with a central hole, or better with a slot for easier handling. Either cast them yourself from lead or ready-mixed cement or have them made by a metal smallware dealer or friendly plumber.

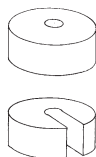
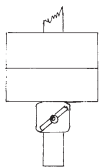
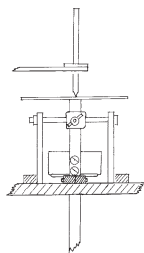
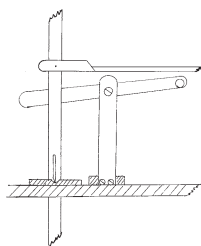
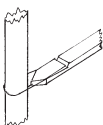
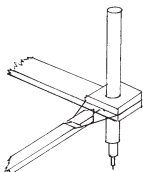
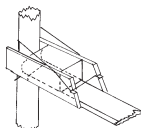
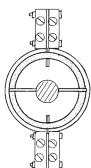
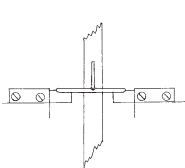
The shafts should be made from wood dowel, about 1.5 cm in diameter (metal rods are liable to bend, distorting the drawings), marked off in cm.

Clamps can be obtained from suppliers of laboratory equipment. For some of the drawings top weights are needed, held in place by clamps. Clamps can also be added to pendulum tops for 'fine tuning', with one or more metal washers added.

The simpler kind of bearing consists of brass strips bolted into a slot in the pendulum and filed to sharp edges to rest in grooves each side.

In a bearing involving less friction the pendulum is encased at the fulcrum in a horizontal block of hardwood with vertical bolts each side filed to sharp points and resting in dints in metal plates. If drilling the large hole in the block is too difficult, it can be made in two halves, each hollowed out to take the shaft and bolted together.

Rotary motion needs gimbals. Here the grooves for the pendulum are filed in the upper side of a ring (e.g. a key-ring) while the under side



has grooves at rightangles to the upper ones. The lower grooves fit on two projecting sharp edges (brass strips), each enclosed between two pieces of wood fixed to the table. With the alternative bearing a large flat washer should be used with depressions to take the sharp points.

Pen arms should be as light as possible to minimize 'top-hammer'. They are easily made from balsa-wood strips sold by model-making shops, using balsa cement and scotch tape. For two pendulums the arm can be fastened to the shaft with pinched-off needles, and the pen jammed into a hole at the other end. For three pendulums the side pieces on the arm should enclose its shaft firmly but not too tightly and be held gently with a thin rubber band. One of the arms holds the pen, while the other is held by protruding needles pushed in backwards and secured (gently) at both ends by the rubber bands.

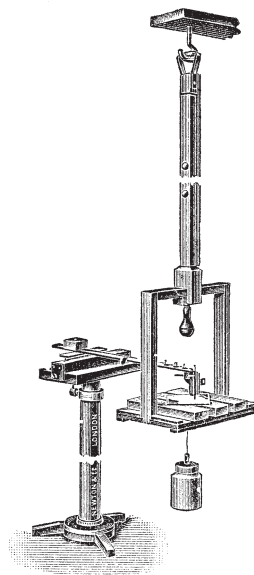
There may well be better, more sophisticated ways of doing all this. All suggestions welcomed.

An additional fitting is needed to lock a rotary pendulum so that the instrument can be used with just the two single-axis pendulums. This can be done by mounting two brackets on the table near the rotary pendulum with holes to take a long horizontal bolt (slightly to one side) to which the shaft can be clamped.

Pens should be fine, light and free-flowing. Most stationers and shops selling draughtsmen's and artists' materials offer a variety (avoid ball or thick fibre pens). For best results use shiny 'art' or 'imitation art' paper, ordinary copy-paper for preliminary experiments.

If the pen is left on the paper to the end there is usually an unsightly blob. To avoid this, mount a short pillar on the table with an adjustable lever carrying a piece of thin dowel placed under the pen arm. By raising the dowel gently the pen is lifted off the paper without joggling it. This device should also be used before the pen is lowered to the paper. By watching the pen you can see what pattern is being made, and nudge it one way or the other by pressure on the pendulums.

For ratios outside the octave, such as 4:1, you may need to try another harmonograph such as Gould's twin-elliptic pendulum (*right*).



GLOSSARY OF MUSICAL TERMS

Accidental - Any of the five symbols (bb, b, nat, #, x) that lower or raise a pitch by one or two halftones, usually used to alter or restore a key.

Add - An intermediary or non-chord tone added to a chord for flavouring or colour, usually a 2nd, 4th, 6th, 9th, 11th, or 13th.

Anacrusis - A pickup or upbeat, preceding a metrically strong downbeat.

Appoggiatura - A dissonant tone that occurs on a strong beat, and then resolves to a consonance or chord tone, it 'leans' against the consonance and then relaxes into it.

Augmented - Used to describe an interval or chord. With intervals, it indicates a perfect or major interval raised one halftone, with chords, it indicates a major triad with a raised fifth.

Binary Form - A basic A-B structure in musical form, often each contrasting section repeats.

Cadence - A gesture or assembly of notes and rhythms that suggest a sense of closure, pause, or finality to a musical phrase or section.

Caesura - A pause or rest.

Cambiata - A dissonance formula that is a double neighbour group, effectively a tone and its two flanking tones, above and below.

Chord - Three or more tones sounding together as an independent entity. They are often spelled largely in thirds, the primary core being a triad.

Chromatic - colourful, used to indicate music using halftones, accidentals, or the entire 12-tone collection, contrasted with diatonic.

Clef - A symbol placed at the beginning of the staff that indicates where pitches are to be placed on the lines and spaces of the staff, the three types being the G-clef, F-clef, and C-clef.

Consonance - The relative stability of a musical interval, generally not requiring resolution, contrasted with dissonance. Most often octaves, fifths, fourths, thirds, and sixths.

Counterpoint - The simultaneity of independent lines, which are coherent horizontally and vertically, adhering to strict rules about consonance and dissonance, with historical variance.

Crescendo - A gradual increasing in volume and intensity, indicated by an expanding hairpin in musical notation.

Decrescendo - A gradual decreasing in volume and intensity, indicated by a contracting hairpin in musical notation.

Diatonic - A scale comprised of seven different contiguous tones, with a specific relationship of whole and half steps, often used to describe major and minor. Contrasted with chromatic. Also describes music that adheres to this scale.

Diminished - Used to describe a musical interval or chord, either the lowering of a perfect interval by one halftone, or a triad with a minor third and diminished fifth.

Dissonance - One or more musical intervals that suggest instability, most often seconds and sevenths, and tend to require some form of resolution to a consonance.

Dominant - The scale degree a fifth above a root or tonic of a key, also a powerful station of the scale, that often suggests its own resolution, back to the tonic. Often it is present in a cadence.

Dronal - Music that is primarily melodic and rhythmic, lacking harmonic movement, with all scale tones relating to a drone or still point.

Epigram - As used in this book, a musical motive or idea that has just enough particularity and individuality to constitute a recognizable shape and identity, often functioning as a basic building block of an entire composition.

Éschappée - Escape tone, a dissonance on a weak part of the beat that is approached by step, followed by a leap to a consonance in the opposite direction.

Extension - Tones above the octave added to a chord to enrich its overall colour without altering its function, always a 9th, 11th, or 13th. Also known as a 'tension.'

Flat - A symbol used to indicate a lowering of a natural by one halftone. Also used to describe a tone that is tuned slightly under pitch.

Forte - A symbol in dynamics used to indicate music to be played 'strongly' or loudly, contrasted with piano.

Frictive - A friction-based consonant in spoken language, such as F, V, H, and TH.

Guide Tone - Usually the 3rd and 7th of a chord, acting as leading tones that maximize the forward motion of a harmonic progression.

Half Step - See Halftone.

Harmonic Minor - One of the three types of minor scales,

in which the 6th scale degree is lowered and the 7th scale degree is raised, to allow for the dominant chord to be major. Thus it has the interval of an augmented second between the 6th and 7th.

Harmonics - Each of the component tones of the overtones series, which imbue the lowest tone, the fundamental, with timbre or colour, each being mathematically related to it in whole-number ratios, 1x, 2x, 3x, gradually increasing in frequency. Many string and wind instruments can be played in such a way to reveal these softer upper tones.

Harmony - The relationship of a vertical arrangement of tones when sounding together, also a chord, and the way in which chords relate and are organized through time.

Ictus - A metric accent or strong beat, often a downbeat.

Interval - The distance between two pitches.

Inversion - With musical intervals, it is the operation of taking the bottom note and placing it at the top, so a 2nd yields a 7th, 3rd a 6th, 4th a 5th, and so on. In harmony, it indicates that a note other than the root of the chord is in the bass.

Key - A collection of pitches that reinforce one note as a tonic. There are 12 major and 12 minor keys in Western music, each built upon one of the 12 notes, with sharps and flats added accordingly to preserve whole steps and half steps.

Key Signature - The global instruction indicating which notes are to be raised or lowered in a composition to preserve and express a particular scale, placed at the beginning of a staff before the meter and after the clef.

Leading Tone - The seventh scale degree of any scale, most often a half step below the tonic.

Legato - A musical instruction to play the notes in a connected and smooth fashion, with no breaks in between.

Major - In describing musical intervals, this indicates the 2nd, 3rd, 6th, and 7th as they occur naturally in the major scale. In describing chords, a triad that is made up of a perfect fifth, and in between a major third, placed above the root. Contrasted with minor. Also describes an overall scale or key flavour, always referring to the third of the scale.

Measure/Bar - A parcel of musical time, segmented by the meter, in which one complete grouping is delimited. In notation, a measure is separated by a line on either side.

Mediant - The third scale degree of any scale.

Melismatic - Vocal music that has two or more pitches assigned to one syllable.

Melodic Minor - One of the three minors, in this scale the 6th and 7th scale degrees are altered to appear as they do

in the major scale to heighten the upward movement to the tonic. Often a descending version also exists as an unaltered version of the natural minor.

Melody - The succession of tones in time, arranged in a meaningful pattern, which can be of varying lengths.

Meter - A pattern of rhythmic groupings indicated by a fraction, in which the numerator indicates the number of beats per measure, and the denominator indicates the type of subdivisions to receive the beat (quarter, eighth, sixteenth). The two basic forms of meter are duple and triple.

Minor - In describing musical intervals, this indicates a major interval lowered by a halfnote or half step. In harmony, a chord that is made up of a perfect fifth, and in between a minor third, placed above the root. Contrasted with major. Also describes an overall scale or key flavour. Western music identifies three types of minors, natural, harmonic, and melodic.

Modal - Music that utilizes scales other than major and minor, such as Phrygian, Dorian, Lydian, etc. (see pp. 8-9). Often this type of music does not modulate.

Modulation - A changing of key or scale in which the tonal center moves, and the accidentals required for one scale are introduced to alter the previous one. This is most easily conveyed by a H-V-V-I harmonic formula.

Natural - An accidental that cancels a sharp, flat, double sharp, or double flat, corresponding to the white notes on the piano.

Natural Minor - The Aeolian mode, this is the minor scale without any alterations to its 6th or 7th scale degrees.

Neighbour Tone - A non-chord tone that exists above or below a chord tone as a temporary dissonance and decoration, usually on a weak beat.

Octatonic - An eight-note scale, most often referring to diminished scales.

Overtone Series - A natural acoustic phenomenon occurring wherever a vibration of a string or air through a pipe occurs. The length of the vibration increasingly subdivides, yielding vibrations or frequencies higher in sound than the largest vibration. These arrange together to form timbre, and communicate the identity of the sound. Also responsible for the vowels in spoken language.

Passing Tone - An intermediary tone between two chord tones, usually a dissonance, occurring on a weak beat.

Pentatonic - A five-note scale, most often referring to the first five fifths when arranged together, 1-2-3-5-6. Also the black notes on the piano.

Perfect - A musical interval of an octave, 5th, 4th, (and unison), which most closely resemble the first acoustic intervals of the overtone series.

Piano - A musical instruction indicating music to be played 'softly' or quietly. Contrasted with forte.

Plosives - An explosive sounding consonant in spoken language, often a B, P, D, G, or Q.

Polyrhythms - The simultaneous use of two different rhythmic patterns that do not directly relate to one-another, also called 'cross rhythms.'

Register - A specific region of the entire pitch range of an instrument, voice, or piece of music.

Rhythm - The temporal arrangement of movement, quite often possessing a pulse.

Root - The bottommost pitch of a triad or chord, which conveys its function and identity in the context of a harmonic progression. This is always discoverable by arranging the notes into closely voiced thirds.

Rounded Binary - A musical structure in the form ABA, where the last A is a shorter, truncated version of the first.

Halfnote - A half step, the smallest interval in Western traditional music. Two adjacent notes on the piano, whether white or black.

Sharp - A symbol used to indicate a raising of a natural by one halfnote. Also used to describe a tone that is tuned slightly above pitch.

Sibilants - A type of fricative consonant in spoken language, at higher frequencies, often resembling a hissing sound, such as S, and Z.

Sonata - As used in this book, specifically a formal procedure which presents two contrasting themes, the second being in a key other than the tonic (often the dominant), followed by a modulatory and free development section, and then a recapitulation in which the two themes are presented again, and the second theme is restored to the tonic key.

Staccato - A musical instruction indicating notes to be played in a detached fashion, usually marked by a small dot above or below the note.

Subdominant - The fourth scale degree, a fifth below the tonic, and a whole step below the dominant. It often functions as a departure from the tonic and a preparation for the dominant.

Submediant - The sixth scale degree of any scale, a third below the tonic.

Subtonic - The seventh scale degree of any scale, most often a whole tone below the tonic (see Leading tone).

Supertonic - The second scale degree of any scale, a step above the tonic.

Suspension - A chord in which the third is held or suspended from resolving as the rest of the tones resolve, prepared in the previous chord. In modern music, the suspension needs no preparation, nor resolution.

Syllabic - Vocal music that has only one pitch assigned to a syllable.

Syncopation - A rhythmic procedure by which strong beats are shifted to weak beats, temporarily obscuring the sense of pulse or meter. The use of syncopation is one of the strongest indicators of musical styles around the world.

Tempo - The rate or speed of a musical performance through time.

Tenuto - A musical instruction indicating notes that are to be played in a sustained or extended fashion, usually marked by a line or dash above or below the note.

Ternary - A musical structure in the form ABA, where the last A is generally a complete repetition of the first.

Tonal - Music using the principles of tonic-dominant relationships, predominantly the major and minor systems prevalent in Western music.

Tonic - The home or resting point of a scale, the strongest point of gravity to which all other tones in the scale relate, the first scale degree.

Tonicization - A temporary support of and pointing to a tonal center other than the tonic, but not firmly confirmed, which only occurs in a modulation.

Transposition - A moving of the notes of a composition up or down from one key to another, while keeping the relative intervals intact.

Triad - A three-note structure, arranged in thirds, and resulting in one of the four chord types: major, minor, diminished, or augmented.

Tritone - A diminished 5th, or augmented 4th, made of three whole tones, or six halfnotes. The largest symmetrical interval in the Western scale, it divides the octave perfectly in half, and is its own inversion. Often utilized in a dominant 7th chord (represented by the fourth and seventh scale degrees of a major scale), it has a powerful forward drive toward resolution by contraction or expansion, and is in fact the liberating force that unlocks the puzzle of tonality by pushing and pulling into and out of one key into another.

Whole Tone - Also a whole step, comprised of two half steps or halfnotes.

SOLFEGE & MNEMONICS

SOLFEGE/SOLMIZATION

Ut Re Mi Fa Sol La Si Ut
Gamma-Ut = Gamut

*Ut queant laxis, Re-sonare fibris, Mi-ra gestorum
Fa-muli tuorum, Sol-ve polluti, La-bii reatum,
Sa-ncte Iohannes*

(8TH CENTURY PLAINSONG TO JOHN THE BAPTIST)

In the West, three systems have evolved and are in use today:

Fixed Do:

Do Re Mi Fa So La Si Do

Advantages: good for those with perfect pitch,
absolute scale names

Disadvantages: any syllable can have up to 5 sounds
(bb, b, nat, #, x)

seven different key syllabifications

Movable Do, chromatic syllables:

Do Di Re Ri Mi Fa Fi So Si La Li Ti Do ASCENDING

Do Ti Te La Le So Se Fa Mi Me Re Ra Do DESCENDING

Advantages: Illustrates tonic-dominant Do-So
relationships clearly through major and parallel minor,
one syllabification for all scales

Disadvantages: Obscures relative minor relationship, breaks
down with chromatic passages; i.e. no aug3, no dim4

Movable Do, La minor, chromatic syllables:

MAJOR:

Do Di Re Ri Mi Fa Fi So Si La Li Ti Do ASCENDING

Do Ti Te La Le So Se Fa Mi Me Re Ra Do DESCENDING

MINOR:

La Li Ti Do Di Re Ri Mi Fa Fi So Si La ASCENDING

La Le So Se Fa Mi Me Re Ra Do Ti Te La DESCENDING

Advantages: Reveals the modal and historical
relativity of major and minor

Disadvantages: Masks tonic-dominant Do-So relationship,
breaks down in minor chromatic passages; i.e. no aug5, dim3,
seven different mode syllabifications

MNEMONICS

FOR THIRDS:

TREBLE CLEF, LINES:

Every Good Boy Does Fine
Every Good Boy Deserves Fudge
Elephants Got Big Dirty Feet
Empty Garbage Before Dad Elips

TREBLE CLEF, SPACES:

F=A-C-E, Fun Always Comes Easy

BASS CLEF, LINES:

Great Big Dandelions Fly Away
Good Boys Do Fine Always
Good Boys Deserve Fudge Always
Great Big Deer from Alaska
Great Big Dogs from America
Granny's Boots Don't Fit Aunt

BASS CLEF, SPACES:

All Cars Eat Gas
All Cows Eat Grass
All Children Eat Gum

























for FIFTHS AND FOURTHS:

Give Dorothy An Easter Basket For Christmas
For Christmas Give Dorothy An Easter Basket
Flying Birds Enjoy A Delightful Green Countryside
Birds Enjoy A Delightful Green Countryside Flying



A dodecahedral mapping of the twelve notes of
the scale which preserves the tritone oppositions
shown in the circle of fifths.

BASIC MUSICAL NOTATION

	Staff – the lattice or matrix that holds notes and rests in place		Fermata – placed over a note or rest, indicating time stopping momentarily
	Treble Clef – also known as G Clef, its inner spiral encircles G		Trill – an ornament, oscillating repeatedly with the note above or below
	Bass Clef – also known as F Clef, its inner spiral encircles F		Trill – an ornament, oscillating once or twice with the note above or below
	Alto Clef – also known as C Clef, wherever the loops meet is middle C		Up Bow – for strings, an upward bow direction
	Tenor Clef – also known as C Clef, middle C is a 3rd higher than Alto Clef		Down Bow – for strings, a downward bow direction
	Percussion Clef – for rhythmic notation, non-pitched instruments		Martellato – (very marked) a strong accent or punctuation
	Leder Lines – lines drawn above and below the staff to extend the pitch range		Staccato – a brief, detached articulation
	Coda – a signpost indicating an ending, placed in the score, and at the end		Harmonic – indicates an overtone to be played in place of the fundamental
	Segno – a signpost indicating a return, often after the beginning, as a D.S. (Da Segno)		Accent/Marcato – a general demarcation, not as strong as martellato
	Repeat – like parenthesis, indicating start and end of repeated music		Tenuto – an indication to maximize and connect the duration of the note
	Repeat – repeat previous bar		8va/8vb – play notes an octave higher or lower than written note
			15ma/15mb – play notes two octaves higher or lower than written note
			



Dotted Note – adds half the value of the note to the note



Double Dot – adds half the value of the note to the note, and then half of that



Arpeggiando – the chord is to be rolled



Grace Note – smaller, unmeasured decorative note, can come in groups



Tremolo – indicates a note repeating or vibrating rapidly




Slur – legato phrasing, connected notes. For strings: one bow direction. For winds and brass: one breath

beam



Tie – unites the durations of two notes together into one across a beat or barline



1st and 2nd Endings – these are form indications that provide for alternate endings for repeated music



Rhythm Slash – often used in lead sheets, indicates the flow of beats



Cut Time/Alia Breve – indicates 2/2

pp Pianissimo, very soft

P Piano, soft

mp Mezzo-piano, medium soft

mf Mezzo-forte, medium strong

f Forte, strong, loud

ff Fortissimo, very strong

sfz Sforzando – a forceful accent



Crescendo – increasingly louder



Decrescendo – increasingly softer



Pedal – used for piano notation, indicates to depress and release the sustain pedal



Double Bar (final) – indicates the ending of a score



Double Bar – indicates the ending of a section




Common Time – indicates 4/4




MUSICAL SCALES


Ionian/Major



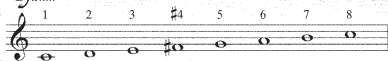
Dorian




Phrygian



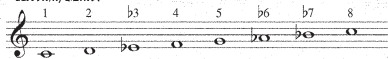
Lydian



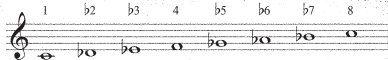
Mixolydian




Aeolian/Minor



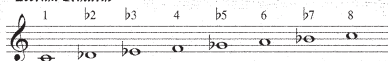
Locrian




Harmonic Minor



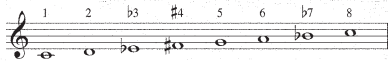
Locrian Natural



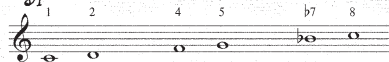
Harmonic Major




Romanian



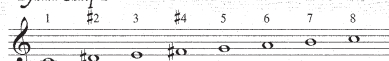
Egyptian



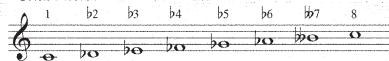
Phrygian Dominant/Abavoh Rabbob



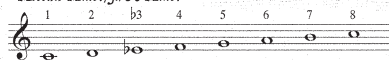
Lydian Sharp 2




Ultra Locrian



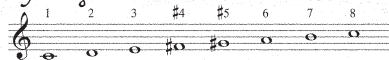
Melodic Minor/Jazz Minor



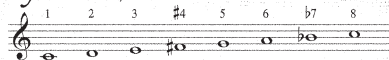
Javanese



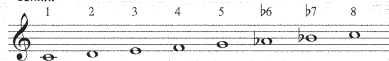
Lydian Augmented



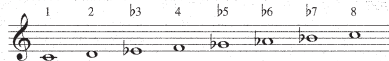
Lydian Dominant/Acoustic



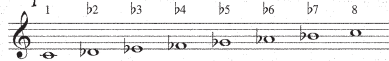
Hindu




Locrian Natural 2



Super Locrian



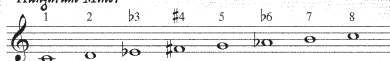
Dorian Harmonic Minor



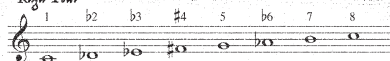
Hungarian Major



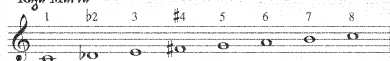
Hungarian Minor



Raga Todi




Raga Marva




Blues Scale




Persian



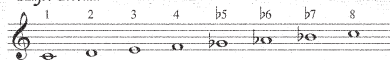
Enigmatic



Lydian Minor



Major Locrian




Neapolitan Major



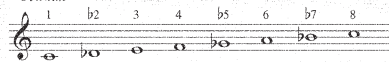
Neapolitan Minor



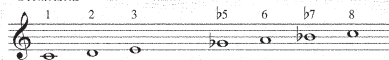
Mixolydian Augmented



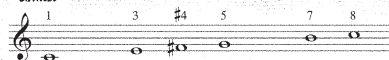
Oriental



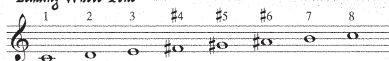
Prometheus




Chinese




Leading Whole Tone



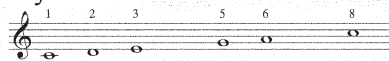
Balinese Pelog




Japanese



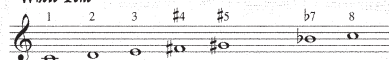
Major Pentatonic




Minor Pentatonic




Whole Tone




Half-Whole/Diminished/Octatonic




Whole-Half/Diminished/Octatonic



Minor 3rd-half step



Half step/minor 3rd



SELECTED RHYTHMS

<p>Rock 1</p> <p>High 4 Low 4</p> <p>1 2 3 4</p>	<p>Cha-cha</p> <p>4 4</p> <p>1 2 3 4</p>	<p>Shuffle</p> <p>12 8</p> <p>1 4 7 10</p>
<p>Rock 2</p> <p>High 4 Low 4</p> <p>1 2 3 4</p>	<p>2/3 Clave</p> <p>4 4</p> <p>1 2 3 4 1 2 3 4</p>	<p>Blues</p> <p>12 8</p> <p>1 4 7 10</p>
<p>Tunk</p> <p>High 4 Low 4</p> <p>1 2 3 4</p>	<p>3/2 Clave</p> <p>4 4</p> <p>1 2 3 4 1 2 3 4</p>	<p>Swing</p> <p>12 8</p> <p>1 4 7 10</p>
<p>R & B</p> <p>High 4 Low 4</p> <p>1 2 3 4</p>	<p>Rhumba</p> <p>4 4</p> <p>1 2 3 4</p>	<p>Mudawwar Misri</p> <p>12 8</p> <p>1 4 7 10</p>
<p>Ballad</p> <p>High 4 Low 4</p> <p>1 2 3 4</p>	<p>Bolero</p> <p>4 4</p> <p>1 2 3 4</p>	<p>Samai Thaqil</p> <p>10 8</p> <p>1 3 5 7 9</p>
<p>Pop</p> <p>High 4 Low 4</p> <p>1 2 3 4</p>	<p>Baladi</p> <p>4 4</p> <p>1 2 3 4</p>	<p>Masmoudi Kabir</p> <p>8 8</p> <p>7</p>
<p>Reggae</p> <p>High 4 Low 4</p> <p>1 2 3 4</p>	<p>Walking Magsoum</p> <p>4 4</p> <p>1 2 3 4</p>	<p>Elzaffa</p> <p>8 4</p> <p>1 3 5 7</p>
<p>Afro-Cuban</p> <p>High 4 Low 4</p> <p>1 2 3 4</p>	<p>Gabu</p> <p>4 4</p> <p>1 2 3 4</p>	<p>Polonaise</p> <p>3 4</p> <p>1 2 3</p>
<p>Disco</p> <p>High 4 Low 4</p> <p>1 2 3 4</p>	<p>Tanga</p> <p>4 4</p> <p>1 2 3 4</p>	<p>Cascara</p> <p>4 4</p> <p>1 2 3 4</p>
<p>Samba</p> <p>High 4 Low 4</p> <p>1 2 3 4</p>	<p>Djole</p> <p>4 4</p> <p>1 2 3 4</p>	<p>Tango</p> <p>4 4</p> <p>1 2 3 4</p>
<p>Bossa Nova</p> <p>High 4 Low 4</p> <p>1 2 3 4</p>	<p>Chiftitelli</p> <p>4 4</p> <p>1 2 3 4 1 2 3 4</p>	<p>Take Five</p> <p>5 4</p> <p>1 2 3 4 5</p>

HARMONIES

C C+ Cm C° C^{sus}4 C^{sus}2 C⁶ C(add9)

C⁶/₉ C⁵ Cm⁶ Cm(add9) Cm⁶/₉ Cmaj⁷ C⁷ Cm⁷

C⁷(#5) Cm(ma7) Cm⁷b5 C°⁷ C°(ma7) Cmaj⁷(#5) C⁷(b5) Cmaj⁷(b5)

C⁷sus C⁷(omit3) C⁷(omit5) Cmaj⁹ C⁹ Cm⁹ C⁹(#5) Cm(ma9)

Cm⁹b5 C°(ma9) Cmaj⁹(#5) C⁹(b5) Cmaj⁹(b5) C⁹sus C⁷(b9) C⁷(#9)

C⁷(^{b9}/_{b5}) C⁷(^{#9}/_{#5}) C⁷(^{b9}/_{#5}) C⁷sus(b9) Cmaj⁷(#11) Cmaj⁹(#11) C⁷(#11) C⁹(#11)

Cm⁷(add11) Cm¹¹ Cm¹¹(b5) C⁷(^{#11}/_{b9}) C⁷(^{#11}/_{#9}) Cmaj¹³ Cmaj¹³(#11) C¹³

C¹³(b9) C¹³(#11) C¹³(^{#11}/_{b9}) C¹³(^{#11}/_{#9}) C¹³sus C¹³sus(b9) Cm¹³ Cm¹³(#11)

C/E C/G A/C B/C B^b/C C(add9)/E C⁷(add4) D^bmaj⁷#5/C

Cmaj⁷sus G⁷#5/C C(addb6) A^bmaj/Cmaj C⁷sus⁴⁻³ /C C bass N.C.

SUN & PLANETS

		<i>Perihelion</i>	<i>Mean Orbit</i>	<i>Aphelion</i>	<i>Eccentricity</i>	<i>Inclination of Orbit</i>	<i>Perihelion Longitude</i>	<i>Orbital Period</i>	<i>Tropical Year</i>
		(10 ⁶ km)	(10 ⁶ km)	(10 ⁶ km)		(degrees)	(degrees)	(days)	(days)
<i>The Sun</i>	☉	-	-	-	-	-	-	-	-
<i>Mercury</i>	☿	46.00	57.91	69.82	0.205631	7.0049	77.456	87.969	87.968
<i>Venus</i>	♀	107.48	108.21	108.94	0.006773	3.3947	131.53	224.701	224.695
<i>The Earth</i>	+	147.09	149.60	152.10	0.016710	0	102.95	365.256	365.242
<i>Mars</i>	♂	206.62	227.92	249.23	0.093412	1.8506	336.04	686.980	686.973
<i>Ceres</i>	♂	446.60	413.94	381.28	0.0789	10.58	???	1680.1	1679.5
<i>Jupiter</i>	♃	740.52	778.57	816.62	0.048393	1.3053	14.753	4,332.6	4,330.6
<i>Saturn</i>	♄	1,352.2	1,433.5	1,514.5	0.054151	2.4845	92.432	10,759.2	10,746.9
<i>Chiron</i>	♄	1,266.2	2,050.1	2,833.9	0.38316	6.9352	339.58	18,518	18,512
<i>Uranus</i>	♅	2,741.3	2,872.46	3,003.6	0.047168	0.76986	170.96	30,685	30.589
<i>Neptune</i>	♆	4,444.4	4,495.1	4,545.7	0.0085859	1.7692	44.971	60,190	59,800
<i>Pluto</i>	♇	4,435.0	5,869.7	7,304.3	0.24881	17.142	224.07	90,465	90,588

MOONS

(a selection)

		<i>Name of Satellite</i>	<i>Mean Orbital Radius (10³ km)</i>	<i>Orbital Period (days)</i>	<i>Eccentricity of Orbit</i>	<i>Inclination of Orbit (°)</i>	<i>Diameter (mean) (km)</i>	<i>Mass (10¹⁸ kg)</i>
<i>Earth's</i>	+	<i>The Moon</i>	384.8	27.3217	0.0549	5.145	3,475	73,490
<i>Mars'</i>	♂	<i>Phobos</i>	9,378	0.31891	0.0151	1.08	22.4	0.0106
		<i>Deimos</i>	23,459	1.26244	0.0005	1.79	12.2	0.0024
<i>Jupiter's</i>	♃	<i>Io</i>	421.6	1.7691	0.004	0.04	3,643	89,330
		<i>Europa</i>	670.9	3.5512	0.009	0.47	3,130	47,970
		<i>Ganymede</i>	1,070	7.1546	0.002	0.21	5,268	148,200
		<i>Callisto</i>	1,883	16.689	0.007	0.51	4,806	107,600
<i>Saturn's</i>	♄	<i>Tethys</i>	294.66	1.8878	<0.001	1.86	1,060	622
		<i>Dione</i>	377.40	2.7369	0.0022	0.02	1,120	1,100
		<i>Rhea</i>	527.04	4.5175	0.0010	0.35	1,528	2,310
		<i>Titan</i>	1,221.8	15.945	0.33	0.33	5,150	134,550
		<i>Iapetus</i>	3,561.3	79.330	0.0283	14.7	1,436	1,590

<i>Rotation Period</i> (hours)	<i>Average Day Length</i> (hours)	<i>Equatorial Diameter</i> (km)	<i>Polar Diameter</i> (km)	<i>Axial Tilt</i> (degrees)	<i>Mass</i> (10^{24} kg)	<i>Volume</i> (10^{12} km ³)	<i>Surface Gravity</i> (m/s ²)	<i>Surface Pressure</i> (bars)	<i>Temp. (mean)</i> (°C)
600 - 816	-	1,392,000	1,392,000	7.25	1,989,100	1,412,000	274.0	0.000868	5505
1407.6	4222.6	4,879.4	4,879.4	0.01	0.3302	0.06083	3.70	negl.	167
-5832.5	280.20	12,103.6	12,103.6	177.36	4.8685	0.92843	8.87	92	464
23.934	24.000	12,756.2	12,713.6	23.45	5.9736	1.08321	9.78	1.014	15
24.623	24.660	6794	6750	25.19	0.64185	0.16318	3.69	0.007	-65
9.0744	9.0864	960	932	var.	0.00087	0.000443	negl.	negl.	-90
9.9250	9.9259	142,984	133,708	3.13	1,898.6	1,431.28	23.12	100+	-110
10.656	10.656	120,536	108,728	26.73	568.46	827.13	8.96	100+	-140
5.8992	5.8992	208	148	???	0.000006	0.000024	negl.	negl.	???
-17.239	17.239	51,118	49,946	97.77	86.832	68.33	8.69	100+	-195
16.11	16.11	49,528	48,682	28.32	102.43	62.54	11.00	100+	-215
-153.29	153.28	2390	2390	122.53	0.0125	0.00715	0.58	negl.	-223

MOONS

(continued)

		<i>Name of Satellite</i>	<i>Mean Radius Orbit (10^3 km)</i>	<i>Orbital Period (days)</i>	<i>Eccentricity of Orbit</i>	<i>Inclination of Orbit (°)</i>	<i>Diameter (mean) (km)</i>	<i>Mass (10^{18} kg)</i>
Uranus'	♅	Miranda	129.39	1.4135	0.0027	4.22	235.7	66
		Ariel	191.02	2.5204	0.0034	0.31	578.9	1,340
		Umbriel	266.30	4.1442	0.0050	0.36	584.7	1,170
		Titania	435.91	8.7059	0.0022	0.14	788.9	3,520
		Oberon	583.52	13.463	0.0008	0.10	761.4	3,010
Neptune's	♆	Proteus	117.65	1.1223	0.0004	0.55	193	3
		Triton	354.76	-5.8769	0.000016	157.35	2,705	21,470
		Nereid	5,5413	360.14	0.7512	7.23	340	20
Pluto's	♇	Charon	19.6	6.3873	<0.001	<0.01	1,186	1,900

Only the major moons of the gas giants are given. In 2001 there were 28 known moons around Jupiter, 30 around Saturn, 21 around Uranus and 8 around Neptune. There are probably many more.

There are 29.5306 days between full moons on Earth. Cosmology can seriously improve your health.

PLANETARY TUNINGS

	MERCURY	VENUS	EARTH	MARS	JUPITER	SATURN	URANUS	NEPTUNE	PLUTO	MOON	MOON Sid	DAY
PERIOD (YEARS)	0.24085	0.6152	1	1.8809	11.862	29.458	84.013	164.79	247.69	0.08085	0.07480	0.00274
AUDIBLE FREQ. Hz	141.27	221.23	136.10	144.72	183.58	147.85	207.36	211.44	140.25	210.42	227.43	194.18
OCTAVE No.	30	32	32	33	36	37	39	40	40	29	29	24
AUDIBLE TONE	D	A	C#	D	F#	D	G#	A	C#	G#	A#	G
TUNING PITCH Hz	423.34	442.46	432.10	433.67	436.62	443.04	439.37	422.87	445.26	445.86	429.33	435.92
VISIBLE FREQ. 10 ¹⁴ Hz	6.213	4.865	5.986	6.365	4.037	6.502	4.559	4.650	6.168	4.627	5.001	4.270
LIGHT OCT. No.	72	73	74	75	77	79	80	81	82	70	70	65
WAVELENGTH	0.483	0.616	0.501	0.471	0.743	0.461	0.685	0.645	0.486	0.648	0.599	0.702
COLOR	blue	orange	blue-green	blue	red	blue	orange-red	orange-red	blue	orange-red	yell-orange	orange-red

adapted from The Cosmic Octave by Hans Cousto

TABLE OF ANCIENT MEASURES

	<i>English feet</i>	ASSYRIAN	IBERIAN	ROMAN	COMMON EGYPTIAN	ENGLISH	GREEK	PERSIAN	BELGIC	SUMERIAN	ENGLISH ARCHAIC	ROYAL EGYPTIAN	RUSSIAN
ASSYRIAN	0.9	1	63/64	15/16		9/10	7/8	6/7					
IBERIAN	0.91429	64/63	1	20/21	14/15		8/9			5/6		4/5	
ROMAN	0.96	16/15	21/20	1	49/50	24/25	14/15			7/8			
COMMON EGYPTIAN	0.97959		15/14	50/49	1	48/49	20/21					6/7	
ENGLISH	1	10/9		25/24	49/48	1	35/36	20/21	14/15		9/10	7/8	6/7
GREEK	1.02857	8/7	9/8	15/14	21/20	36/35	1	48/49	24/25	15/16		9/10	
PERSIAN	1.05	7/6				21/20	49/48	1	49/50				9/10
BELGIC	1.07143					15/14	25/24	50/49	1		27/28	15/16	
SUMERIAN	1.09714		6/5	8/7			16/15			1		24/25	
ENGLISH ARCHAIC	1.11111					10/9			28/27		1	35/36	20/21
ROYAL EGYPTIAN	1.14286		5/4		7/6	8/7	10/9		16/15	25/24	36/35	1	48/49
RUSSIAN	1.16667					7/6		10/9			21/20	49/48	1

ANCIENT METROLOGY

Geometry means 'Earth measure' and the measures of antiquity form a single global system tuned to the size of the Earth and Moon (*p.33*). They are linked by fractions, both internally as divisions and multiples of their measures (*see table below*), and externally between modules (*see table by John Neal, lower, opposite*). E.g., Assyrian and Greek measures are in the ratio 9:10, while Roman and Greek compare as 24:25, so that Assyrian and Roman are 15:16. The Belgic foot is 6:5 of the Assyrian and 9:8 of the Roman. The names of the various modules are often misleading as systems were regularly used simultaneously. Note the use of harmonic intervals.

It was Newton who reignited modern interest in ancient metrology. Seeking an accurate value for the size of the Earth he turned to the tradition that the Jewish 'sacred' cubit was a fraction of the Earth's radius (it is the 10 millionth part). In the years that followed, meticulous surveys of Egyptian and Greek sites by John Greaves, Francis Penrose, and William Flinders Petrie revealed small but regular variations in the individual modules. Petrie and, later, Livio Stechini noted that measures regularly varied around the 170th and 450th parts. John Michell and John Neal later refined and explained these.

The first variation in values results from the difference


between the two values of π in the ancient world, 25/8 and 22/7, which works out as 175/176. Vitruvius describes a Roman odometer as having wheels four feet in diameter which mark a length of 12.5 feet on each revolution. Thus, although measured in the shorter Roman foot, a truer distance would have been found in the same number of longer Roman feet, longer by 176/175. The fraction shows up elsewhere, for instance the *shaku*, or traditional Japanese foot, which to this day relates to the English as 175:176.

The second variation may be derived from the non-spherical shape of the Earth. The ancients were aware that the equatorial radius exceeds the polar radius, meaning that degrees of latitude over the surface shorten towards the poles. The ratio between polar:mean:equatorial values was modelled in the ancient survey as 880:882:883, explaining the often noted 440:441 variation in particular units (sometimes termed the 'long' and 'short' foot). The mean radius occurs around 51°, known as the meridian degree.


These conversions kept linear measures harmonic to angular ones. For instance one second of arc at the Earth's surface at the meridian degree is 100 Greek feet. The English (and US) mile is likewise geodetic (*see page 327*).

		DIGIT	INCH	PALM	HAND	SPAN	FOOT	CUBIT	STEP	YARD	PACE	FATHOM
DIGIT	=	1	3/4	1/4	3/16	1/12	1/16	1/24	1/40	1/48	1/80	1/96
INCH	=	4/3	1	1/3	1/4	1/9	1/12	1/18	1/30	1/36	1/60	1/72
PALM	=	4	3	1	3/4	1/3	1/4	1/6	1/10	1/12	1/20	1/24
HAND	=	16/3	4	4/3	1	4/9	1/3	2/9	2/15	1/9	1/15	1/18
SPAN	=	12	9	3	9/4	1	3/4	1/2	3/10	1/4	3/20	1/8
FOOT	=	16	12	4	3	4/3	1	2/3	2/5	1/3	1/5	1/6
CUBIT	=	24	18	6	9/2	2	3/2	1	3/5	1/2	3/10	1/4
STEP	=	40	30	10	15/2	10/3	5/2	5/3	1	5/6	1/2	5/12
YARD	=	48	36	12	9	4	3	2	6/5	1	3/5	1/2
PACE	=	80	60	20	15	20/3	5	10/3	2	5/3	1	5/6
FATHOM	=	96	72	24	18	8	6	4	12/5	2	6/5	1

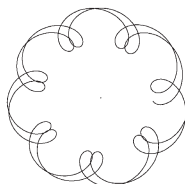
DANCES OF THE PLANETS



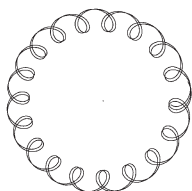
MERCURY - VENUS



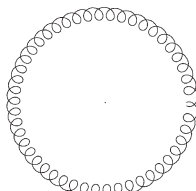
MERCURY - EARTH




MERCURY - MARS




MERCURY - CERES



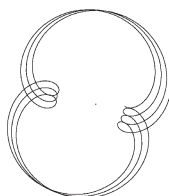
MERCURY - JUPITER



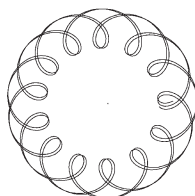
MERCURY - SATURN



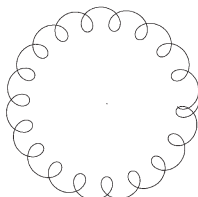
VENUS - EARTH



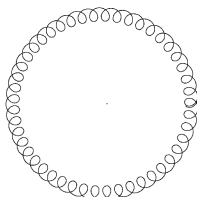
VENUS - MARS




VENUS - CERES



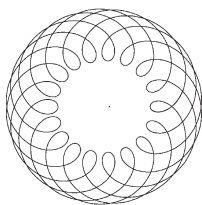
VENUS - JUPITER



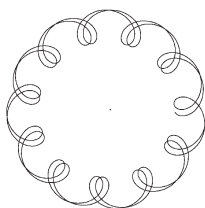
VENUS - SATURN



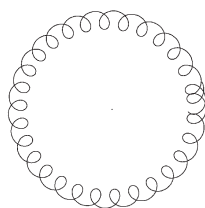
EARTH - MARS



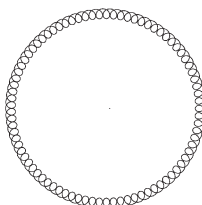
EARTH - CERES



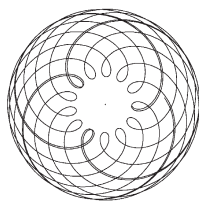
EARTH - JUPITER



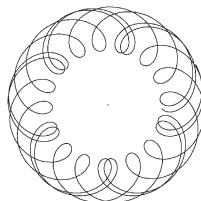
EARTH - SATURN



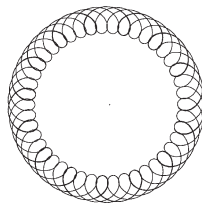
EARTH - URANUS



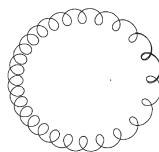
MARS - CERES



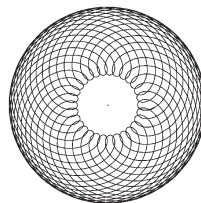
MARS - JUPITER



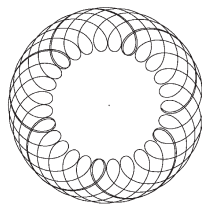
MARS - SATURN



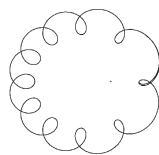
MARS - CHIRON



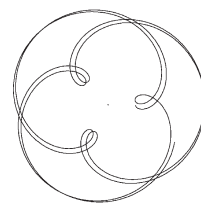
CERES - JUPITER



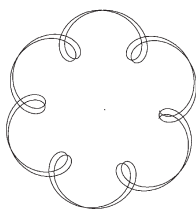
CERES - SATURN



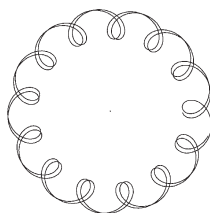
CERES - CHIRON



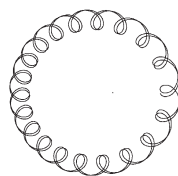
JUPITER - SATURN




JUPITER - URANUS



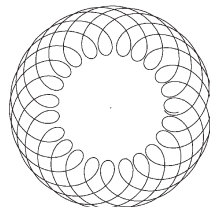
JUPITER - NEPTUNE



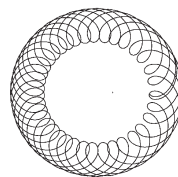
JUPITER - PLUTO



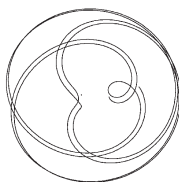
SATURN - URANUS




SATURN - NEPTUNE



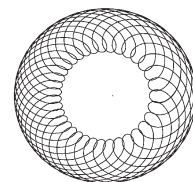
SATURN - PLUTO



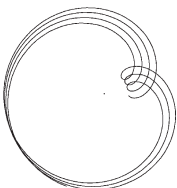
CHIRON - URANUS



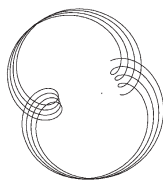
CHIRON - NEPTUNE



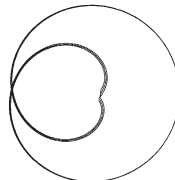
CHIRON - PLUTO



URANUS - NEPTUNE



URANUS - PLUTO



NEPTUNE - PLUTO

INDEX

Key entries are *italicized*, sequences with —, and occasional references over various pages with ~

- abundant number, 34
- acoustics, 246
- aether, 74, 332
- ages, zodiacal, 42
- alchemy, 122, 304, 362; alchemical wedding, 328
- Allah, number of names of, 42, 99
- alphabets, table of ancient 49
- amplitude, 184, 214, 218, 222, 224, 246, 264, 384
- aperiodic symmetries, 104, 118; *see also* Li symmetries
- arches, 114
- Archimedes, 16, 166, 365
- Archimedean solids, 138–39, 162–63, 164–75, 372–75
- architecture, 26, 30, 90, 318; five orders of, 362
- arcs, 22, 88, 90, 114, 150; in Celtic art, 116
- Aristotle, 40, 362
- asteroid belt, 298, 312, 314, 334–36, 338; *see also* Ceres
- asteroids, 298, 342,
- atom, 22, 26, 110, 148, 190, 362
- atomic numbers of metals, 304
- Babylonian, number system, 44–45, 56, 357, 365
- bars, measures of music, 253, 289, 359
- base, numeric, *see* number systems
- beat frequencies, 208, 383
- beats, musical 84, 252, 258, 265, 279, 288, 388, 389, 390; of pendulum, 84, 202
- binary form, 267, 388, 390
- binary star system, 366
- Bode's law, 312, 334
- cadence, in music, 270–71, 279, 280, 388
- calendar, 302; Aztec, 40; Chinese, 302; Islamic, 42; Mayan, 42, 302, 357, 365; Moon phases in, 330, 364
- carbon, 22
- cards; playing, 52; tarot, 302, 364, 365
- cathedral; Winchester, plan of, 112; windows in, 110
- cells; division in human body, 28; in honeycomb, 176
- Celtic art, 116, 100
- cents; number of c. in musical intervals, 381, 383
- Ceres, 306, 310, 312, 334
- chakras, 24, 93, 363, 365
- chess, 52, 365
- China, 28, 34, 46; number systems, 46, 52, 283, 356
- Chladni patterns, 232–36
- chords, 228, 248, 254–57, 268–71, 388; major, 196, 228–29, 248, 256, 389; tonic, 260, 270–73; dominant, 268–74, 284, 388; subdominant, 260, 280, 390; minor, 228–29, 256, 269–84, 389; inversions of, 256, 269; in development of polyphony, 199, 246, 279
- chromatic notes, 36, 228, 248–49, 251, 272, 275, 277, 281, 284, 388, 391; ch. scale, *see* scale, twelve note; chromaticism in composition, 246, *illustration*, 388
- church modes, *see* modes, musical
- church windows, 108–110, 338
- churches, 78, 112,
- circle, 11–34, 64–73, 82–84; of fifths, 196, 250, 260, 271, 272, 277, 280, 391; great c., 150, 166, 170; incircle, in pentagram, 326; motion of harmonograph, 204–08, 214, 218, 224, 384; lesser c., 150; from orbital ellipses, 318; rainbow c. around sun, 350; of halftones, 228, 270; *see also* squaring the circle, stone circles
- circling the square, 76
- circumference, 22, 32, 54, 76, 80, 328, 346
- circumradius, 134, 136, 170; circumradii of polyhedra, *table*, 379
- circumsphere, 134, 148, 150, 164, 372
- clock, 'golden', of Jupiter and Saturn, 344
- colours, as harmonics of planetary periods, 400
- comma, syntonic, 194, 222, 381; Pythagorean, 226–28, 277; in musical intervals, 250
- cone, 16
- conjunction, of Sun, Venus and Earth, 320; of Jupiter and Saturn, 344
- consciousness, 4, 295, 296, 350, 352
- constants, 296; harmonic, 383; in planetary orbits, 308, 334
- constructions, square, 370; pentagon, 91; hexagon, 69–71; heptagon, 93; octagon, 370; enneagon, 95; dodecagon,

73, 370; spirals, 89; painters grids, 96; Islamic, 107;
Celtic, 109; geometric, 368-369

Copernicus, 306

counterpoint, 279, 388

counting boards, 8, 46-47

crystals, 22, 72, 136, 142, 350

cube, 66-67, 74-75, 132-33, 136, 140-41, 178; cubic
numbers; eight, 26, 95, 199, 364; others, 199, 364-66

cubit, 400

cuboctahedron, 166-67

Curwen hand signs, 255

dances, of the planets, 402-404

decagon, 30, 72

deferents, and epicycles, *see* epicycles

deltahedra, 154

demi-regular tilings, 100

Descartes, René, 144

diatonic, musical definition, 388

Didymus, comma of, *see* comma, syntonic

diminished; intervals, 251, 269, 271, 276, 280, 388; chords,
256, 268, 284, 388, 390; fifth, *see* tritone; scales, 276

directions; two, 54; four, five, 362; six, 22, 44, 140, 363

discord, 208, 241

dissonance, 192, 242, 245, 251, 259, 277, 279, 384, 388, 389

DNA, 30, 365

dodecagon, 72-3

dodecahedron, 132-33, 142-43, 332-33, 391

dome, geodesic, 168

dominant, *see* chords

doubling the cube, 140

duals, Platonic, 146-147; Archimedean, 176-77

duality, 14, 16; opposites in music; 244, 278, 288

e, mathematical constant, 54

Earth and Moon, relative sizes, 32-33, 328-29

eccentricity, of orbits, 306, 315, 318, 337

eclipse, 42, 303, 329, 331

ecliptic, 300, 344, 348,

Egypt; Great Pyramid, 32, 80; number systems, 44;
number, 34, 78, 362; geometry, 164

Einstein, Albert, 66, 296, 298, 308, 318, 352

electrical conductivity sequence, 304

elements, ancient, 18, 20, 74, 134, 136, 138, 267, 304, 362,

elements, chemical, 314, 365

enantiomorphs, 156

enharmonic, equivalents in music, 257, 277, 280, 285

enneagon, 94-95

epicycles, ptolemaic, 300, 306

equal temperament, 34, 228, 240, 277

equator, 92, 349, 366, 401; galactic, 349

equinoxes, 18; precession of, *see* precession

Euclid, 5; Euclidean geometry, 116, 140; Elements, 136,
144, 150

Euler, Leonhard, 144

Fibonacci series 32, 36, 38, 40, 86, 96, 316, 320, 324, 364,
365, 367

fifth, division, 148

fifth, musical, 16, 18, 28, 38, 82, 84, 187-188, 194, 196,
198-226, 243, 246-47, 248, 250, 254-88, 322, 326,
362, 366, 381-91; diminished, *see* tritone; *see also*
circle of fifths

flats, in music, *see* sharps and flats

forces, four in physics, 362, 364.

fourth (musical), 18, 28, 194-98, 220-60, 362, 366, 381;
augmented, *see* tritone; in planetary orbits, 312

fractals, 54, 104

frequency, 38, 82, 84, 188, 346, 383; of audible tones,
240; of pendulum, 202; of planets' orbital harmonics,
400; spectrum throughout universe, 190; *see also*
overtones, beat frequencies

full moons, 34, 42, 331, 328, 329

fundamental, tone, 248, 250, 256, 383, 389; *see also* drone,
root, tonic

Galileo, 202

galaxy, geometry of, 348

games, 52

gematria, 48-49, 50, 56, 359, 366

geometry, relationships to music, 84.

glyphs, numerical, 36, 356-57, for planets, 24, 294

gnomons, 40

golden section, 54, 80-81, 86-87, 88-90, 92, 96-97, 118,
138, 152-53, 154, 170, 316-17, 324, 330, 344-45, 352,
377; rectangle, 88-90, 96-97, 138, 152; spiral, 41, 89

gravity, 298; in music; rhythmic, 252; tonal, 254, 260, 270,
390; structural, 288

- Great Pyramid, 32, 80, 138;
Greek modes, *see* modes, musical
Greeks, ancient, 3–5, 40, 48, 54, 88, 134, 136, 198, 306,
316, 342, 362, 363, 364; measures, 400, 401; musical
instruments, 263
grids, regular, 38, 98, 100, 102, 106; *see also* tilings
- haiku, 36, 52, 364
halos, ice, 350
halfnote or halfstep, 34, 228, 245, 249, 251, 254, 257, 270–
273, 276, 285, 381, 388, 389, 390
Harmoniae Mundi, 310 *see also* music of the spheres
Harmonices Mundi, Kepler, 162
harmonics, in music, *see* overtones; in metrology, 401; in
solar system, 310, 312, 330, 340, 344, 348, 400
harmonograph, 84, 188, 204–05; table of patterns, 384–
385; building, 386–87
harmony, 3, 5, 104, 188, 192, 224, 234, 242, 259, 268, 280,
320, 340; table of, 397; definition, 389; of the spheres,
340; *see also* music of the spheres
heliocentric, model of solar system, 306
heptagon, construction of, 92–93
hexachords, *see* scales
hexagon, 68–71
- icosahedron 74–5, 132–33, 138–39, 332–33
icosidodecahedron, 170–171
imaginary numbers, *i*, 54
instruments, musical 188, 262–63, 264, 389; ranges of, 240
intervals, musical, 16, 193, 198, 206–223, 218, 250,
388–90; table of, 381; and overtones, 192, 247; in solar
system, 308, 310, 400; in metrology, 401
inversions, of chords, 256, 269
Islamic, designs, 100, 106–107; year, 331, 366
- Jesus, and disciples, 36, 72
Jupiter, 338, 340, 342–47
- Kepler, Johannes, 8, 118, 158, 160, 162, 172–76, 296, 306;
Kepler's Shells, 308, 310, 318, 332, 350
Kepler-Poinsot polyhedra, 28, 158–161, 162
keyboard, musical 20, 24, 34, 190, 240, 249, 362, 363
keys, musical, 228, 251, 260, 270, 289; changing key, 228,
280, 286–87; minor keys, 274; key signatures, 251, 275;
- Kirkwood gaps, 334, 348
kiss, of Venus, 320; of other planets, 300, 312, 316, 344,
402–404; *see also* synod
- lambda, 2, 243
lambdoma, 2, 40, 198–99, 243
Leonardo Da Vinci, 76, 170, 325
Li symmetries, 120
light, 24, 110, 296; and sound waves, 200, 234
line, 4, 5, 14, 26, 64, 131
liquids, geometric structures in, 26, 124
Lucas sequence, 32, 38, 364, 367
- magic squares, 28, 50–51, 52, 360–61
Mars, 314, 332, 338
Mercury, 82, 300, 310, 314, 316, 318, 326,
metals, 24, 30, 304, 310, 369
metrology, ancient, 401
midwinter solstice, 348
Milky Way, 298, 348
mnemonics, 391
modal music, 272
modes, musical, 24, 194, 196, 249, 275, 282, 363, 382, 389;
modulation, musical, 254, 270
monochord, 190, 196, 198, 230, 243
month, great 42, 366
Moon and Earth, relative sizes, 32–33, 328–29
Moon, phases of, 24, 364
moons; of outer planets, 340; table 398–99
music, 38, 84, 188, 242; of the spheres, 214, 296, 310, 400
- natural minor, 274, 382
Newton, Isaac, 296, 318, 350, 352, 401
node, harmonic, 192, 194, 222, 230, 232, 252; of Moon,
303, 331
notation, musical, 392–393
number systems, 30, 36, 356–57; China, 46; Indian, 56;
Mayan, 44, 357
numbers, lists of 362–367; Pythagorean, 358
- octagon, 26, 76, 98
octagram, 292, 327, 346
octahedron, 22, 26, 74–75, 82–83, 132–33, 136–37
octatonic scale, 276, 389

octave 14–38, 82–84, 154, 188–203, 212–28, 240–57, 269, 284, 318, 346, 362, 364, 381, 383, 387, 388, 390, 400
 oppositions, of Jupiter and Saturn, 344
 orbits, periods of, 313, elliptical 308
 outer planets, 336, 340, 344
 overtones, 18, 192, 198, 212–30, 246, 248, 250, 256, 265, 384, 389, 390; overtone series, definition, 389; *see also* frequency, harmonics
 partials; *see* overtones
 particles, fundamental, 18, 34
 pedal, note in music, 268
 pendulum, 202–03
 Penrose, staircase, 349; tiling, 118
 pentagon, 20, 86, 90, 118
 pentagram, 84, 86, 91, 112, 158, 160, 316, 320, 330, 324, 326
 pentatonic scale, *see* scales
 perfect, number, 22, 140; magic squares, 360
 period, of pendulum, 202–03; of musical notes, 240; of planets, 308, 312, 320–400; of wave, 383; petals, of flowers, 11, 103, 324; of chakras, 364, 365
 phase, of moon, 24, 364; of pendulum patterns, 184, 200, 205–12, 216–20, 384
 phi, 20, 86, 118, 152, 316, 326; *see also* golden section
 phyllotaxis, 104, 324
 pi, 54, 76, 346, 377; in the Great Pyramid, 80; in ancient metrology, 401
 pitch, pitches, 14, 26, 243, 246, 248, 252, 258, 260, 262, 272, 275, 279, 283, 284, 285, 388, 389, 390; of planets' harmonics, 400; concert pitch A, 383; ranges of instruments, *see* range; *see also* frequency
 plane, 5, 18, 64
 Plato, 2, 164, 366; cosmology, 148; number, 30, 365; gnomonic growth, 40; lambda, 243
 platonic solids, 20, 28, 74, 132–43, 144–74, 308, 332, 362–64, 375; formulae 377;
 poetry, form and rhythm in, 36, 52, 244, 253, 364
 Poincaré polyhedra, 160, 162
 point, single, 5, 12, 24, 63–68, 131, 144; tonic as 'still point', 272–73, 388
 poles, north, south, galactic, ecliptic, 349
 polyhedron, 144, 160, 162, 168, 372–79; nets, 372–73; data table, 378–79; four dimensional, 178
 polyphony, development of, 199, 246

precession, of equinoxes, 42, 365–66
 prime numbers, 36, 38, 367
 prism, and anti-prism, 162
 proportion, 5, 40, 82–86, 104, 152, 170, 242
 Ptolemaic, epicycles and deferents, 306, 300
 Ptolemaic system, 300, 306
 pyramid, 134, 142, 214; pyramidal numbers, 364, 365
 Pythagoras, 3, 5, 8, 188, 194, 227, 243, 363
 Pythagorean, tuning, *see* tuning; scale, 199, 366, 380; triangles, 358; numbers 358
 Pythagoreans, 2, 5, 14, 30, 142, 198
 quantum 190, 296, 310, 350; uncertainty, 226
 quarter, 18, 44, 84, 88, 148, 324, 340, 365; q. notes in music, 252, 265, 389; quarter tone, 250
 rabatment, 96; *see also* golden section
 rainbow, 32, 78, 328; chakras, 24; sun dogs, 350
 range, of musical instruments, 240; of human voice, 262
 rectangles, 114, proportional
 resolution, in music, 271, 281, 285, 388, 390
 resonance, 48, 192, 232, 234, 242, 298, 334, 351
 retrograde motion of planets, 300
 rhythm, 190, 242, 246, 252, 258, 264, 278, 288; table of, 396; notation of, 243, 253, 264, 265, 282, 289; in solar system, 312, 400; *see also* tempo
 root, in music, 256, 260, 268, 271, 280, 388, 389; *see also* sa, do, drone, fundamental, tonic
 ruler and compass constructions, 368–71
 Sa, in Indian music, 255, 282; *see also* fundamental, root, tonic.
 Sandreckoner's diagram, 79
 Saturn, 298, 300, 312, 326, 336, 340, 344, 346, 348
 scale, table of, 394; five note (pentatonic), 20, 22, 226, 248, 272, 364, 380, 382, 389; six note (hexachord), 243; seven note (diatonic etc), 24, 26, 34, 194–96, 199, 248, 251–60, 274–75, 282, 363, 366, 380–89; eight note (octatonic), 276, 389; twelve note (chromatic), 34, 36, 249, 277, 391; seventeen note (Arabic), 248, 381; twenty-two note (Indian), 196, 228, 248, 282, 381
 second, musical interval, 195, 250, 255, 274, 366, 389, 390
 seventh, musical interval, 125, 195, 220, 250, 274, 366, 381, 388–90; chord, 268, 280, diminished, 268

sharps and flats, in music, 249, 251, 277, 381, 389–90
 solfege; do, re, mi... 255, 275, 391
 solstice, alignment with galaxy, 349
 spiral, 88–89, 116, 152, 226, 277, 298, 324,
 square, numbers, 358, 367; root, 54, 377
 squaring the circle, 32, 76, 78, 80, 328
 shruti, *see* comma, syntonic
 stone circles, 42, 74, 112, 302
 Stonehenge, 42, 56, 302
 string length, divisions, of, 82, 84, 192, 198, 247, 383, 389
 subdominant, submediant, subtonic, *see* chords
 substitution of chords, 260, 280, 281, 285
 Sun and Moon, coincidence of sizes, 328, 350
 sun dogs, 350
 sunspot, rotation period, 328
 supertonic, 390; *see also* second, musical interval
 suspension, musical, in general, 258, 268; suspended
 chords, 268, 279, 390
 symmetry, 104; Li, 120; Archimedean, 374; groups, 122
 sympathetic vibration, 234, 262; *see also* resonance
 syncopation, 252, 264, 390
 synodic year, 303; Earth, Mercury, 316, 326
 synods, 312, 316; Earth and Saturn, 344; Jupiter and
 Saturn, 345

 tempo, 252, 283, 286, 289, 390; *see also* rhythm
 tension, and release in music, 241, 254, 258, 272–88
 ternary form in music, 267, 286, 390
 tessellations, 98–101, 375, *see also* grids
 tesseract, 178
 tetrachord 196
 tetrahedron, 18, 22, 66–67, 74, 82, 132–33, 134–35
 tetraktys, 30, 198
 third, musical interval, 20, 194–99, 220–28, 248–74, 284,
 288–89, 366, 381, 388–90; minor, 200, 226, 228, 250,
 254–56, 268, 381, 388–89
 tiling, demi regular, 100; from blocks, 102; pentagonal,
 118; semi regular, 98; tessellation, 98; three
 dimensional, 375
 tilt, of Earth's axis, 78, 326; of planets' orbits, 315, 337,
 398–99; of galactic plane, 348
 timbre, 246, 262, 389
 tonal, 390; tonal center, *see* tonic
 tonality, 260, 270, 272, 277, 390

 tone, 12, 14, 194; major, minor, 381; tendencies, 273, 254
 tonic, note, 192, 194, 245, 270, 289, 389, 390; chord
 260, 268–73, 280, 289; key, 286, 390; *see also* drone,
 fundamental, root
 trefoil, quatrefoil, 110, 214
 triad, 16, 28 362; in music, 228, 256–71, 388, 390; minor,
 274
 triangle, 64–68, 82, 84, 108, 256, 318; Pythagorean, 3–4–5
 triangle, 18, 22, 79, 80, 364, 378; 5–12–13 triangle, 330,
 364
 triangular numbers, 40, 358, 367
 tritone, 196, 250–51, 271–85, 381, 390, 391
 Trivium, 3, 38, 363
 Trojans, asteroids, 342
 truncations, 164
 tuning, 16, 34, 194, 226, 250 380–81, 383; Arabic, 196, 364;
 Diatonic, 195, 220, 228, 241, 380; Indian, 196, 228, 282,
 364, 381; mean tone, 222, 248; Pythagorean, 195, 380;
 three–limit, 199; 'tunings' of planets, 400

 unison, 38, 84, 182, 203, 206–12, 216, 220, 251, 362, 381,
 390; near unison, 208
 units of measure, metrology, 400–01
 Universe, 12, 30, 66; as design, 190, 295; anthropic, 296;
 geocentric vs heliocentric 306; quantum holographic,
 350; stability of, 296

 Venus, 42, 310, 314–22, 326–50, 352; kiss of, 320
 vesica, 16, 28, 68, 90, 110, 112
 vibration, 200, 202, 230, 232, 242–62, 389; *see also*
 sympathetic vibration
 Vitruvian man, 77
 voice, human, 234, 262
 volume, of solids, 16, 142, 154; table of, 377; of tone, 224,
 232, 264
 vowels, 234, 246, 264, 389

 wavelength, 346, 400; *see also* frequency
 week, days of, 24, 93, 304
 whole–tone, scale, 276
 year, 330; ecliptic, 303; great, 42; solar, 42; synodic, 303,
 326; ecliptic, 303; Venusian, 320, 322

 zero, 46, 54, 57

BIBLIOGRAPHY & FURTHER READING

- Deryck Cooke, *The Language of Music*, Oxford 1959
- Harold Coxeter, *Regular Polytopes*, Dover 1974
- Keith Critchlow, *Order in Space*, Thames & Hudson 1969
- Time Stands Still*, Floris Books 2007
- Islamic Patterns*, Thames & Hudson 1983
- Peter Cromwell, *Polyhedra*, Cambridge 1999
- Michael J. Crowe, *Theories of the World from Antiquity to the Copernican Revolution*, Dover 1990
- Alain Danielou, *Music and the Power of Sound*, Inner Traditions 1995
- David Fideler, *Jesus Christ, Son of God*, Quest Books 1996
- William Fleming, *Art, Music and Ideas*, Holt 1970
- Jocelyn Godwin, *Harmonies of Heaven & Earth*, Thames & Hudson 1995
- Cosmic Music*, Inner Traditions 1989
- Joseph Goold, C. E. Benham, R. Kerr and L. R. Wilberforce, *Harmonic Vibrations*, Newton & Co. 1909
- Kenneth Sylvan Guthrie & David Fideler, *The Pythagorean Sourcebook*, Phanes Press 1987
- George Hart, (everything polyhedral) www.georgehart.com
- Richard Heath, *The Matrix of Creation*, Inner Traditions 2004
- Sacred Number*, Inner Traditions 2007
- Robin Heath, *Sun Moon and Earth*, Wooden Books / Walker & Co. 2006
- Herman Helmholtz, *On the Sensations of Tone as a Physiological Basis for the Theory of Music*, Dover 1954
- Alan Holden, *Shapes, Space and Symmetry*, Dover 1992
- Georges Ifrah, *The Universal History of Numbers*, Harvill Press 1998
- Jamie James, *The Music of the Spheres*, Grove Press / Little, Brown 1993
- James Jeans, *Science and Music*, University Press 1937
- Hans Jenny, *Cymatics*, Macromedia Press 2001
- Robert Kanigel, *The Man Who Knew Infinity*, Abacus 1992
- Hazrat Inayat Khan, *The Mysticism of Sound and Music*, Shambhala 1996
- Arthur Koestler, *The Sleepwalkers*, Penguin 1989
- Robert Lawlor, *Sacred Geometry*, Thames & Hudson 1982
- Ernest McClain, *The Myth of Invariance*, Shambhala 1978
- John Michell, *The New View Over Atlantis*, Thames & Hudson 1986
- The Dimensions of Paradise*, Inner Traditions 2008
- How the World is Made*, with Allan Brown, Thames & Hudson 2009
- Angela Moore, *In Love with Venus*, Squeeze Press 2009
- Guy Murchie, *Music of the Spheres*, Dover Books, 1961
- John Neal, *All Done with Mirrors*, Secret Academy 2000
- Scott Olsen, *The Golden Section*, Wooden Books / Walker & Co. 2006
- Guy Lyon Playfair & Scott Hill, *Cycles of Heaven*, Souvenir Press 1978
- Martin Rees, *Just Six Numbers*, Phoenix 2000
- Michael Schneider, *A Beginner's Guide to Constructing the Universe*, Harper Perennial / Avon 1995
- Arnold Schoenberg, *Fundamentals of Music Composition*, Faber, 1973
- Joachim Schultz, *Movements and Rhythms of the Stars*, Floris Books 1986
- Malcolm Stewart, *Patterns of Eternity*, Floris Books 2009
- William Stirling, *The Canon*, Elkin Matthews 1897
- Gordon Strachan, *Jesus the Master Builder*, Floris Books 2000
- Daud Sutton, *Ruler and Compass*, Wooden Books / Walker & Co. 2009
- David Wade, *Symmetry*, Wooden Books / Walker & Co., 2006
- Magnus Wenniger, *Polyhedron Models*, Cambridge 1974
- Spherical Models*, Cambridge 1979 & *Dual Models*, Cambridge 2003
- and ... www.woodenbooks.com

